



"Please note that these files may not be up to date. However, the questions will help you understand the exam format and typical question patterns."

[www.atmicnetworks .com](http://www.atmicnetworks.com)

Warning: Keep connected with our support team
for latest updates

Topic 1, Contoso, Ltd

Case study

Overview

This is a case study. Case studies are not timed separately. You can use as much exam time as you would like to complete each case. However, there may be additional case studies and sections on this exam. You must manage your time to ensure that you are able to complete all questions included on this exam in the time provided.

To answer the questions included in a case study, you will need to reference information that is provided in the case study. Case studies might contain exhibits and other resources that provide more information about the scenario that is described in the case study. Each question is independent of the other questions in this case study.

At the end of this case study, a review screen will appear. This screen allows you to review **YOUR** answers and to make changes before you move to the next section of the exam. After you begin a **NEW** section, you cannot return to this section.

To start the case study

To display the first question in this case study, click the Next button. Use the buttons in the left pane to explore the content of the case study before you answer the questions. Clicking these buttons displays information such as business requirement, existing environment, and problem statements. If the case study has an All Information tab, note that the information displayed is identical to the information displayed on the subsequent tabs. When you are ready to answer a question, click the Question button to return to the question.

Overview

Contoso, Ltd. is a pharmaceutical company that has 3,000 users in offices across North America.

Existing Environment

Active Directory

The network contains an on-premises Active Directory domain. All user accounts are in departmental organizational units (OUs).

Microsoft Office 365

All users are assigned a Microsoft Office 365 E5 license and are enabled for the following services:

Microsoft Yammer

Microsoft Exchange Online

Microsoft SharePoint Online

Microsoft OneDrive for Business

Azure Active Directory (Azure AD)

Azure AD

dynamic group membership

Microsoft Skype for Business

Contoso has an on-premises deployment of Microsoft Skype for Business Server 2015. All the latest cumulative updates are installed on all the servers. The following services are used in Skype for Business Server 2015:

Meetings

PSTN calling

Instant messaging (IM)

Federation to external companies

Departments

Contoso has the following departments:

IT

Sales

Human resources (HR)

Research and deployment (R&D)

All groups are created by using dynamic group membership that use the department attribute.

Requirements

Business goals

Contoso identifies the following business goals:

Migrate the maximum number of users to Microsoft Teams.

Minimize administrative effort.

Device requirements

Contoso identifies the following device requirements:

Replace Skype for Business IP phones with Microsoft Teams phones.

All Microsoft Teams phones must be set to lock automatically after 60 seconds.

Meeting and Live Event Requirements

Contoso identifies the following meeting and live event requirements:

Requirement1: Guest users must be able to join live events.

Requirement2: Guest users must always wait in a meeting lobby.

Requirement3: Contoso users must always bypass the meeting lobby when they join by using the Microsoft Teams client.

Requirement4: After the upgrade to Microsoft Teams, all meetings must be scheduled by using Microsoft Teams.

Calling Requirements

Contoso identifies the following calling requirements:

Migrate all existing auto attendants and response groups to Office 365.
Minimize the on-premises PSTN infrastructure.

Technical Requirements

Guest users must be prevented from making private calls.

Security Requirements

Contoso has the following security requirements for the Microsoft Teams deployment:

The number of ports allowed on the company's firewall must be limited.
Team names must be prevented from containing the name of any products produced by Contoso. Users in the R&D group must be prevented from sending chat messages to users in other departments.
To meet the company's compliance policy, users in the sales department must continue to use on-premises Skype for Business for IM and calling only.

Pilot Project

Contoso begins a pilot project for the upgrade to Microsoft Teams.

You identify the following issues during the pilot project:

Microsoft Teams users report that they often receive continuous notifications from the Microsoft Teams client for 20 minutes.
Two pilot users in the HR department report that they are not members of the HR team.

Question: 1

You need to configure the environment to meet the security requirements for the R&D group. What should you do first?

- A. Start the information barrier policy application.
- B. Add an identity provider.
- C. Create two information barrier segments.
- D. Create one information barrier policy.

Answer: C

Explanation:

Create information barrier segments first, then create information barrier policy based on the segments then start the information barrier application.

Reference:

<https://docs.microsoft.com/en-us/microsoft-365/compliance/information-barriers-policies>

Question: 2

You need to configure the user accounts of the sales department users to meet the security requirements. What should you do for each user?

- A. From the Microsoft Teams admin center, set the Microsoft Teams upgrade policy to Skype for Business with Teams collaboration and meetings coexistence mode.
- B. From PowerShell, run the `Grant-CsTeamsUpgradePolicy -PolicyName SfBWithTeamsCollab` cmdlet.
- C. From PowerShell, run the `Grant-CsTeamsUpgradePolicy -PolicyName Islands` cmdlet.
- D. From the Microsoft Teams admin center, set the Microsoft Teams upgrade policy to Skype for Business coexistence mode.

Answer: A

Explanation:

Reference:

<https://docs.microsoft.com/en-us/microsoftteams/teams-and-skypeforbusiness-coexistence-andinteroperability>

Question: 3

You need to resolve the notification issues identified during the pilot project. What should you modify?

- A. the global meeting policy
- B. the global messaging policy
- C. the org-wide Teams settings
- D. the app permission policy

Answer: B

Explanation:

Question: 4

You need to configure the environment to meet the technical requirements for guest users. What should you modify from the Microsoft Teams admin center?

- A. the global app permission policy
- B. Guest access in Users
- C. the global meeting policy
- D. the global messaging policy

Answer: B

Explanation:

Microsoft Teams admin center > Org-wide settings > Guest access > Make private calls = off.

Question: 5

You need to resolve the membership issues for the two pilot users. What should you do?

- A. Modify the department attribute of both users.
- B. Invite both users to the HR team.
- C. Add both users to the HR group.
- D. Modify the privacy level of the HR team.

Answer: A

Explanation:

Question: 6

HOTSPOT

You need to recommend which inbound ports to the network and outbound ports to Office 365 must be allowed on the company's firewall after the planned upgrade. The solution must meet the security requirements.

Which inbound and outbound ports should you recommend? To answer, select the appropriate options in the answer area.

NOTE: Each correct selection is worth one point.

Outbound TCP:	<input type="text" value="135"/>
	<input type="text" value="80 and 443"/>
	<input type="text" value="3478 to 3481"/>
	<input type="text" value="50000 to 59999"/>
	<input type="text" value="None"/>
Outbound UDP:	<input type="text" value="135"/>
	<input type="text" value="80 and 443"/>
	<input type="text" value="3478 to 3481"/>
	<input type="text" value="50000 to 59999"/>
	<input type="text" value="None"/>
Inbound TCP:	<input type="text" value="135"/>
	<input type="text" value="80 and 443"/>
	<input type="text" value="3478 to 3481"/>
	<input type="text" value="50000 to 59999"/>
	<input type="text" value="None"/>
Inbound UDP:	<input type="text" value="135"/>
	<input type="text" value="80 and 443"/>
	<input type="text" value="3478 to 3481"/>
	<input type="text" value="50000 to 59999"/>
	<input type="text" value="None"/>

Answer:

Explanation:

Outbound TCP:

135
80 and 443
3478 to 3481
50000 to 59999
None

Outbound UDP:

135
80 and 443
3478 to 3481
50000 to 59999
None

Inbound TCP:

135
80 and 443
3478 to 3481
50000 to 59999
None

Inbound UDP:

135
80 and 443
3478 to 3481
50000 to 59999
None

Reference:

<https://docs.microsoft.com/en-us/microsoftteams/microsoft-teams-online-call-flows>

Question: 7

You need to configure the user accounts of the sales department users to meet the security requirements. What should you do for each user?

- A. From PowerShell, run the `Grant-CsTeamsUpgradePolicy -PolicyName SfBWithTeamsCollabAndMeetings` cmdlet.
- B. From the Microsoft Teams admin center, set the Microsoft Teams upgrade policy to Islands coexistence mode.
- C. From PowerShell, run the `Grant-CsTeamsUpgradePolicy -PolicyName Islands` cmdlet.
- D. From PowerShell, run the `Grant-CsTeamsUpgradePolicy -PolicyName SfBOnly` cmdlet.

Answer: A

Explanation:

Question: 8

You need to configure the environment to meet the security requirements for team names. What should you do?

- A. From the Security & Compliance admin center, create a sensitivity label and a sensitivity policy.
- B. From the Microsoft Teams admin center, modify the Teams setting policies.
- C. From the Azure Active Directory admin center, upload a blocked word list for the group naming policy.

Answer:
C

Explanation:

Reference:

<https://docs.microsoft.com/en-us/azure/active-directory/users-groups-roles/groups-naming-policy>

Question:

9
HOTSPOT

During the pilot project, you review the global policies in the Microsoft Teams admin center.

Contoso has a global meeting policy configured as shown in the following exhibit.

Participants & guests

Participant and guest settings let you control access to Teams meetings for people that dial in using a phone [learn more](#)

Let anonymous people start a meeting	<input type="checkbox"/>
Automatically admit people	<input type="checkbox"/> Everyone in your organization and federated organizations
Allow dial-in users to bypass the lobby	<input type="checkbox"/> Off
Allow Meet now in private meetings	<input type="checkbox"/> On
Enable live captions	<input type="checkbox"/> Enabled
Allow chat in meetings	<input type="checkbox"/> Enabled

Contoso has a global live events policy configured as shown in the following exhibit.

Global

Description

Allow scheduling	<input checked="" type="radio"/> On
Allow transcription for attendees	<input type="radio"/> Off
Who can join scheduled live events	Everyone
Who can record an event	Always record

Cancel

For each of the following statements, select Yes if the statement is true. Otherwise, select No.

NOTE: Each correct selection is worth one point.

Statements	Yes	No
The policies meet Requirement1 for meeting and liveevents.	<input type="radio"/>	<input type="radio"/>
The policies meet Requirement2 for meeting and liveevents.	<input type="radio"/>	<input type="radio"/>
The policies meet Requirements for meeting and liveevents.	<input type="radio"/>	<input type="radio"/>

Answer:

Explanation:

Answer Area

Statements	Yes	No
The policies meet Requirement1 for meeting and live events. ®	<input type="radio"/>	<input type="radio"/>
The policies meet Requirement? for meeting and live events. ®	<input type="radio"/>	<input checked="" type="radio"/>
The policies meet Requirements for meeting and live events. ®	<input type="radio"/>	<input type="radio"/>

Question: 10

You need to configure the environment to meet the device requirements for the Microsoft Teams phones.

What should you do from the Microsoft Teams admin center?

- A. Create a configuration profile
- B. Modify the Teams settings

- C. Create a meeting policy
- D. Create a calling policy

Answer: A

Explanation:

Reference:

<https://docs.microsoft.com/en-us/microsoftteams/devices/device-management>

Question: 11

DRAG DROP

You need to recommend a voice topology for the departments. The topology must meet the calling requirements and the security requirements.

What should you recommend for each department? To answer, select the appropriate options in the answer area.

NOTE: Each correct selection is worth one point.

Voice Topologies

Calling Plans

Direct Routing

On-premises call handling

Skype for Business Cloud Connector Edition

Answer Area

HR:

Voice topology

Sales:

Voice topology

R&D:

Voice topology

Answer:

Explanation:

HR:

Direct Routing

Sales:

Calling Plans

R&D:

Skype for Business Cloud
Connector Edition

Reference:

<https://docs.microsoft.com/en-us/microsoftteams/direct-routing-landing-page>

<https://docs.microsoft.com/en-us/microsoftteams/calling-plan-landing-page>

<https://docs.microsoft.com/en-us/skypeforbusiness/skype-for-business-hybrid-solutions/plan-your-phone-system-cloud-pbx-solution/plan-skype-for-business-cloud-connector-edition>

Topic 2, Litware, inc

Case study

Overview

This is a case study. Case studies are not timed separately. You can use as much exam time as you would like to complete each case. However, there may be additional case studies and sections on this exam. You must manage your time to ensure that you are able to complete all questions included on this exam in the time provided. To answer the questions included in a case study, you will need to reference information that is provided in the case study. Case studies might contain exhibits and other resources that provide more information about the scenario that is described in the case study. Each question is independent of the other questions in this case study.

At the end of this case study, a review screen will appear. This screen allows you to review your answers and to make changes before you move to the next section of the exam. After you begin a new section, you cannot return to this section.

To start the case study

To display the first question in this case study, click the Next button. Use the buttons in the left pane to explore the content of the case study before you answer the questions. Clicking these buttons displays information such as business requirement, existing environment, and problem statements. If the case study has an All Information tab, note that the information displayed is identical to the information displayed on the subsequent tabs. When you are ready to answer a question, click the Question button to return to the question.

Overview

General overview

Litware, Inc. is an international manufacturing company that has 4,000 users. The company has the following four departments:

IT

HR
R&D
Sales
Physical locations

Litware has two main offices. The offices are located in New York and London.
All offices connect to each other by using a WAN link. Each office connects directly to the Internet.

Existing environment

All user accounts have an Azure Active Directory Premium Plan P1 license.
Litware has a Microsoft 365 subscription that has Office 365 Enterprise E3 licenses for all users. All the E3 products and services are enabled for each user.
Litware uses Microsoft Skype for Business Online.

Requirements

Planned Upgrade

Litware identifies the following requirements for a planned upgrade from Skype for Business Online to Microsoft Teams:

Provide high quality audio, video, and online meeting experience for Microsoft Teams end users.

Implement a data retention solution in Microsoft Teams.

Minimize costs and administrative effort.

Use the principle of least privilege.

For the sales department, Litware plans to create a team that dynamically updates its membership when users leave and join the department.

Department Upgrade Requirements

Litware plans to implement upgrade requirements for the departments as shown in the following table.

Department name	Requirement
Sales	Must use Microsoft Teams and Skype for Business. Must receive incoming chats and calls by using the same client that initiated the communication.
HR	Must use Microsoft Teams for collaboration and meetings. Must maintain Skype for Business as the preferred client for chat and calling.
Hand R&D	Must use only Microsoft Teams for chat, meetings, calling, and collaboration.

Microsoft Teams Requirements

All teams must meet the following requirements:

Only users in a partner company that uses a domain named fabrikam.com must be able to collaborate in teams by using guest accounts.

Only users in the compliance department of Litware must be able to create teams.

Planned Network Tasks

Litware identifies the following network validation tasks:

An administrator named Admin5 must be able to review the required bandwidth to support audio conferencing, video conferencing, and screen sharing in Microsoft Teams.

An administrator named Admin6 must be able to review network issues that cause poor call quality reported by users.

Data Retention Requirements

Litware identifies the following data retention requirements:

Requirement1: All messages in team collaborations must be deleted after seven years.

Requirement2: all files used in team collaborations must be retained for five years.

Requirement3: All files used in personal chats must be retained for five years.

Device Requirements

You provide Microsoft Teams-certified IP phones to users in the IT and R&D departments. Each device must meet the following requirements:

The time zone on the phones used by the R&D department must be set to UTC-8.

The time zone on the phones used by the IT department must be set to UTC-5.

All phones must lock automatically after 60 seconds of inactivity.

Voice Pilot Requirements

Litware wants to pilot Phone System as a calling solution for 20 IT department users. The pilot project will receive phone numbers from Microsoft Teams.

Collaboration and Meeting Requirements

Litware identifies the following collaboration and meeting requirements:

Cloud recording must be disabled for all Microsoft Teams meetings organized by users in the HR departments only.

Meeting email invitations must be customized to include the Logo URL, Legal URL, and Help URL of Litware.

Question: 12
HOTSPOT

You need to recommend a solution to perform the network validation tasks for the platform upgrade.

Which tool and role should you recommend for each user? To answer, select the appropriate options in the answer area.

NOTE: Each correct selection is worth one point.

User name	Tool	Role
Admin5	<div style="border: 1px solid black; padding: 2px;"> <div style="background-color: #f0f0f0; padding: 2px; text-align: right;">▼</div> <div style="padding: 2px;">Microsoft Call Quality Dashboard</div> <div style="padding: 2px;">Network Monitor</div> <div style="padding: 2px;">Network Planner</div> <div style="padding: 2px;">Network Testing Companion</div> </div>	<div style="border: 1px solid black; padding: 2px;"> <div style="background-color: #f0f0f0; padding: 2px; text-align: right;">▼</div> <div style="padding: 2px;">Teams Communications Administrator</div> <div style="padding: 2px;">Teams Communications Support Engineer</div> <div style="padding: 2px;">Teams Communications Support Specialist</div> </div>
Admin6	<div style="border: 1px solid black; padding: 2px;"> <div style="background-color: #f0f0f0; padding: 2px; text-align: right;">▼</div> <div style="padding: 2px;">Microsoft Call Quality Dashboard</div> <div style="padding: 2px;">Network Monitor</div> <div style="padding: 2px;">Network Planner</div> <div style="padding: 2px;">Network Testing Companion</div> </div>	<div style="border: 1px solid black; padding: 2px;"> <div style="background-color: #f0f0f0; padding: 2px; text-align: right;">▼</div> <div style="padding: 2px;">Teams Communications Administrator</div> <div style="padding: 2px;">Teams Communications Support Engineer</div> <div style="padding: 2px;">Teams Communications Support Specialist</div> </div>

Answer:

Explanation:

User name	Tool	Role
Admin5	<div style="border: 1px solid black; padding: 2px;"> <div style="background-color: #f0f0f0; padding: 2px; text-align: right;">▼</div> <div style="padding: 2px;">Microsoft Call Quality Dashboard</div> <div style="padding: 2px;">Network Monitor</div> <div style="padding: 2px; background-color: #d3d3d3;">Network Planner</div> <div style="padding: 2px;">Network Testing Companion</div> </div>	<div style="border: 1px solid black; padding: 2px;"> <div style="background-color: #f0f0f0; padding: 2px; text-align: right;">▼</div> <div style="padding: 2px; background-color: #d3d3d3;">Teams Communications Administrator</div> <div style="padding: 2px;">Teams Communications Support Engineer</div> <div style="padding: 2px;">Teams Communications Support Specialist</div> </div>
Admin6	<div style="border: 1px solid black; padding: 2px;"> <div style="background-color: #f0f0f0; padding: 2px; text-align: right;">▼</div> <div style="padding: 2px; background-color: #d3d3d3;">Microsoft Call Quality Dashboard</div> <div style="padding: 2px;">Network Monitor</div> <div style="padding: 2px;">Network Planner</div> <div style="padding: 2px;">Network Testing Companion</div> </div>	<div style="border: 1px solid black; padding: 2px;"> <div style="background-color: #f0f0f0; padding: 2px; text-align: right;">▼</div> <div style="padding: 2px;">Teams Communications Administrator</div> <div style="padding: 2px;">Teams Communications Support Engineer</div> <div style="padding: 2px; background-color: #d3d3d3;">Teams Communications Support Specialist</div> </div>

Reference:

<https://docs.microsoft.com/en-us/microsoftteams/network-planner>

<https://docs.microsoft.com/en-us/microsoftteams/difference-between-call-analytics-and-call-quality->

dashboard

Question: 13

You need to implement a solution to meet the Microsoft Teams requirements for the compliance department. What should you do first?

- A. Add all the compliance department users as members of an org-wide team.
- B. Add all the compliance department users to a universal security group.
- C. Add all the compliance department users to an Office 365 group.
- D. Assign the Teams Communications Support Engineer role to all the compliance department users.

Answer: B

Explanation:

<https://docs.microsoft.com/en-us/microsoft-365/admin/create-groups/compare-groups?view=o365-worldwide>

Question: 14

You need to configure the IP phones to meet the device requirements. What is the minimum number of configuration profiles you should create?

- A. 1
- B. 2
- C. 3
- D. 4

Answer: B

Explanation:

Question: 15

HOTSPOT

You need to configure Microsoft Teams to meet the department upgrade requirements.

For each of the following statements, select Yes if that statement is true. Otherwise, select No.

NOTE: Each correct selection is worth one point.

Statements

Yes No

The Microsoft Teams upgrade policy be set to Skype for Q
Business with Teams collaboration and meetings coexistence mode for the sales

department users.

The Microsoft Teams upgrade policy be set to Skype for Q Q Business only coexistence mode for the HR department users.

The Microsoft Teams upgrade policy be set to Teams Q Q only coexistence mode for the IT department users.

Answer:

Explanation:

Statements	Yes	No
The Microsoft Teams upgrade policy be set to Skype for Business with Teams collaboration and meetings coexistence mode for the sales department users.	<input type="radio"/>	<input checked="" type="radio"/>
The Microsoft Teams upgrade policy be set to Skype for Business only coexistence mode for the HR department users.	<input type="radio"/>	<input checked="" type="radio"/>
The Microsoft Teams upgrade policy be set to Teams only coexistence mode for the IT department users.	<input checked="" type="radio"/>	<input type="radio"/>

Reference:

<https://docs.microsoft.com/en-us/microsoftteams/teams-and-skypeforbusiness-coexistence-and-interopability>

Question: 16

You need to identify the requirements for the voice pilot project.

Which two actions should you perform? Each correct answer presents part of the solution.

NOTE: Each correct selection is worth one point.

- A. Assign an additional license and phone number to each user.
- B. Deploy a Session Border Controller (SBC) for Litware.
- C. Purchase a Calling Plan for each user.
- D. Create a dial plan for Litware.
- E. Purchase a Calling Plan for Litware.

Answer: AC

Explanation:

Question: 17

You need to configure Microsoft Teams to meet the collaboration and meeting requirements.

Which two actions should you perform from the Microsoft Teams admin center? Each correct answer presents part of the solution.

NOTE: Each correct selection is worth one point.

- A. Modify the Meeting settings.
- B. Create a teams policy.
- C. Create a meeting policy.
- D. Create a live events policy.
- E. Modify the Teams settings.

Answer: AC

Explanation:

<http://blog.schertz.name/2019/07/customizing-microsoft-teams-meeting-invitations/>

<https://docs.microsoft.com/en-us/microsoftteams/cloud-recording>

Question: 18

What should you recommend to meet the Microsoft Teams requirements for guest access?

- A. From the Azure Active Directory admin center, modify the External collaboration settings to include fabrikam.com only.
- B. From the Microsoft 365 admin center, modify the Office 365 groups settings.
- C. From the External access settings in the Microsoft Teams admin center, add fabrikam.com to the Allowed list of domains.
- D. From the Microsoft Teams admin center, turn off org-wide guest access and manually add guest users from fabrikam.com to teams.

Answer: A

Explanation:

<https://docs.microsoft.com/en-us/azure/active-directory/b2b/delegate-invitations> <https://docs.microsoft.com/en-us/microsoftteams/manage-external-access> <https://docs.microsoft.com/en-us/azure/active-directory/b2b/allow->

deny-list

Question: 19

You need to create a team for the sales department. What should you do first?

- A. Create an Office 365 group and modify the membership rule for the group.
- B. From PowerShell, run the Add-AzureAdGroupMember cmdlet.
- C. From PowerShell, run the New-Team cmdlet.
- D. Create a team and select Build a team from scratch.

Answer: A

Explanation:

Reference:

<https://docs.microsoft.com/en-us/microsoftteams/dynamic-memberships>

Question: 20

DRAG DROP

You need to configure data retention policies for the teams. The solution must meet the data retention requirements.

Which content location should you include in the retention policies? To answer, drag the appropriate content locations to the correct requirements. Each content location may be used once, more than once, or not at all. You may need to drag the split bar between panes or scroll to view content.

NOTE: Each correct selection is worth one point.

Answer:

Content Locations

Exchange email

OneDrive accounts

SharePoint sites

Teams channel messages

Teams chat

Answer Area

Requirement1:

Content location

Requirement2:

Content location

Requirement3:

Content location

Explanation:

Requirement!:

Exchange email

Requirement2:

SharePoint sites

Requirements:

OneDrive accounts

Reference:

<https://docs.microsoft.com/en-us/microsoft-365/compliance/retention-policies-teams?view=o365-worldwide>

<https://docs.microsoft.com/en-us/microsoft-365/compliance/retention-policies-sharepoint?view=o365-worldwide>

Topic 3, A. Datum Corporation

Overview

A. Datum Corporation is an energy company that has offices across North America and 3,000 employees.

A. Datum has the offices shown in the following table.

Location	Type
Calgary	Main office
San Diego	Branch office
New York	Branch office
Edmonton	Field site

The office in Calgary has a 1-Gbps internet circuit. The offices in San Diego and New York have 100Mbps internet circuits. The field site in Edmonton has a 3-Mbps internet circuit.

A. Datum has the following departments:

- Information technology (IT)
- Project management
- Marketing

A. Datum recently purchased a Microsoft 365 E5 subscription that has the Microsoft Teams Domestic Calling Plan add-on. All users are assigned Microsoft 365 E5 and Microsoft Teams Domestic Calling Plan licenses and Calling Plans is deployed.

Azure AD has the default Cross-tenant access settings configured.

The Teams policies settings are configured as shown in the following exhibit

Teams policies

Teams policies are used to control what settings or features are available to users when they are using Teams and channels. You can use the Global (Org-wide default) policy and customize it or create one or more custom policies for those people that are members of a team or a channel within your organization. Learn more

Teams policies summary

1 Default policy
1 Custom policy

Manage policies

Group policy assignment

Name	Default policy	Custom policy	Assigned to	Create private channels	Create shared channels	Invite external users	Join external channels
Global (Org-wide default)	Default policy for users...	No		On	On	On	On
Marketing	Marketing users policy	Yes	View users	On	On	Off	Off

The Teams client is deployed to a non-persistent Virtual Desktop infrastructure (VDI) used by the project management department.

Allow guest access in Teams is set to Off.

The Microsoft Viva Connections app is deployed to all users.

A. Datum identifies the following issues:

- An executive at the San Diego office reports that video drops during Teams meetings.
- The Edmonton field site has limited bandwidth, and users report poor audio during Teams calls and meetings.
- Users in the project management department report that they cannot give or take control during Teams calls and meetings while sharing their VDI desktop.

A. Datum plans to implement the following changes:

- Configure the media bit rate settings for the users at the Edmonton field site. The settings must apply only to the users while they are at the site, but NOT when they are at a different office.
- Create a Teams channel to enable the project management department to collaborate with the IT department on a device upgrade project.
- Implement a pilot rollout of Operator Connect for the users in the New York office. A port request was accepted already.
- Create a Teams channel for the marketing department for external collaboration.
- Rename the Viva Connections icon as Start portal.

A. Datum identifies the following technical requirements:

- The marketing department requires that all the files shared by using Teams remain available for at least three years after deletion.
- The marketing department must be able to apply a watermark to content and video shared during Teams meetings.
- All users require indefinite access to training videos recorded in Teams by the IT department
- All access to Teams and shared resources must use the principle of least privilege.
- Guest access must remain disabled.

Question: 21

HOTSPOT

You need to configure a policy for the IT department to meet the technical requirements for training

videos.

How should you complete the PowerShell cmdlet? To answer, select the appropriate options in the answer area.

NOTE: Each correct selection is worth one point.

Answer Area

<p> Set-CsTeamsMeetingPolicy ^ -Identity IT</p> <p>Set-CsTeamsMeetingBroadcastConfiguration</p> <p>Set-CsTeamsMeetingBroadcastPolicy</p> <p>Set-CsTeamsMeetingConfiguration</p> <p><input checked="" type="checkbox"/> Set-CsTeamsMeetingPolicy</p>	<p> NewMeetingRecordingExpirationDays ^ </p> <p>• AllowCloudRecording</p> <p>• ChannelRecordingDownload</p> <p><input checked="" type="checkbox"/> NewMeetingRecordingExpirationDays</p> <p><input type="checkbox"/> RecordingStorageMode</p>
--	---

Answer:

Explanation:

Answer Area

Set-CsTeamsMeetingPolicy -Identity IT -NewMeetingRecordingExpirationDays

Question: 22

HOTSPOT

You need to implement the planned changes for the marketing department and the project management department. The solution must meet the technical requirements.

Which type of channel should you use for each department? To answer, select the appropriate options in the answer area.

NOTE: Each correct selection is worth one point

Answer Area

Marketing: Shared

Private

Shared

Project management Private

Private

Standard

Answer:

Explanation:

Question: 23

You need to implement the planned changes for the marketing department.

Which two actions should you perform? Each correct answer presents part of the solution.

NOTE: Each correct selection is worth one point.

- A. Set Join external shared channels to On for the Teams policy of the marketing department.
- B. From the Azure Active Directory admin center, configure the B2B direct connect outbound access settings for external users and groups.
- C. Set invite external users to shared channels to On for the Teams policy of the marketing department.
- D. From the Azure Active Directory admin center, configure the B2B direct connect inbound access settings for external users and groups.
- E. Set invite external users to shared channels to On for the Global (Org-wide default) Teams policy.

Answer: C, D

Explanation:

Question: 24

You need to ensure that file sharing during Teams chats meets the technical requirements of the marketing department.

What should you do?

- A. Create a retention policy for Teams chats.
- B. Create a data loss prevention (DIP) policy for Teams chat and channel messages.
- C. Enable Customer Lockbox.
- D. Create a retention policy for the OneDrive accounts location.
- E. Create a retention policy for the SharePoint sites location.

Answer: E

Explanation:


Question: 25

DRAG DROP

You need to implement the planned changes for Viva Connections.

Which three actions should you perform in sequence? To answer, move the appropriate actions from the list of actions to the answer area and arrange them in the correct order.

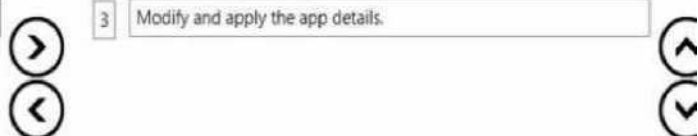
Action	Answer Area
From the Microsoft Teams admin center, select Customize store	
From the Microsoft Teams admin center, select Setup policies	
From Org-wide app settings, enable tailored apps	
From the Microsoft Teams admin center, select Manage apps	
Select the Viva Connections app, and then select Customize	
Modify and apply the app details	



Answer:

Explanation:

Actions	Answer Area
From the Microsoft Teams admin center, select Customize store .	1 From the Microsoft Teams admin center, select Manage apps .
From the Microsoft Teams admin center, select Setup policies .	2 Select the Viva Connections app, and then select Customize .
From Org-wide app settings, enable tailored apps.	3 Modify and apply the app details.



Question: 26

You need to resolve the issue reported by the project management department users. What should you do?

- A. Uninstall the current Teams client and then reinstall the latest version of the client.
- B. From the Microsoft Teams admin center, modify the Meeting settings.
- C. From the Microsoft Teams admin center, create and assign a new meeting policy.
- D. Instruct the users to launch Teams and select Check for updates.

Answer: C

Explanation:

Question: 27

Which license should you purchase to meet the technical requirements of the marketing department to apply a watermark?

- A. Microsoft Privacy Subject Rights Requests
- B. Microsoft Privacy Risk Management
- C. Microsoft Teams Premium

D. Microsoft Defender for Cloud Apps

Answer: C

Explanation:

Topic 4, Lab Section

Username and password.

Use the following login credentials as needed:

To enter your username, place your cursor in the Sign in box and click on the username below.

To enter your password, place your cursor in the Enter password box and click on the password below.

Microsoft 365 Username:

admin@XXXXXXXXXX.onmicrosoft.com

Microsoft 365 Password: XXXXXXXXXXXX

Question: 28

SIMULATION

Task 1

Your company is opening a branch office in Miami. The office uses a network range of 10.10.10.0/24. You need to restrict Teams bandwidth to 1.000 Kpbs for all the users working at the Miami office. The solution must NOT affect other offices.

Answer: See the

solution in the
explanation below:

Explanation:

To restrict Teams bandwidth by network range, you can use the Network Roaming Policy feature¹. This feature allows you to define different media bit rate settings for different network locations based on the IP address ranges. Here are the steps to accomplish your task:

Create a new network roaming policy with the desired media bit rate settings. For example, you can use the following PowerShell cmdlet to create a policy named "MiamiPolicy" with a maximum bit rate of 1000 Kbps for audio and video:

```
New-CsTeamsNetworkRoamingPolicy -Identity "MiamiPolicy" -MaxMediaBitRateKb 1000
```

Assign the network roaming policy to the network range of the Miami office. You can use the following PowerShell cmdlet to assign the policy to the 10.10.10.0/24 network range: New-CsTeamsNetworkRoamingPolicyAssignment -PolicyName "MiamiPolicy" -IPAddressRange

"10.10.10.0/24"

Verify that the policy is applied correctly by using the Get-CsTeamsNetworkRoamingPolicyAssignment cmdlet. You should see something like this:

Identity : 10.10.10.0/24

PolicyName : MiamiPolicy

IPAddressRange : 10.10.10.0/24

EffectiveTime : 8/1/2023 1:18:24 PM

LastUpdateTime : 8/1/2023 1:18:24 PM

LastUpdateBy : admin@XXXXXXXXXXXX.onmicrosoft.com

LastUpdateBySid : S-1-5-21-XXXXXXXXXX-XXXXXXXXXX-XXXXXXXXXX-XXXXX

Note: You may need to wait for some time for the policy to take effect.

Question: 29

SIMULATION

Task 2

You need to configure only the Teams meeting invites of Allan DeYoung to first show a dial-in bridge number in Toronto, and then show then a dial-in bridge number in Paris in the body of his invites.

Answer: See the solution in the explanation below:

Explanation:

To configure the Teams meeting invites of Allan DeYoung to show a dial-in bridge number in Toronto and then a dial-in bridge number in Paris, you can use the Teams admin center to set the phone numbers included on his invites. Here are the steps to follow:

Sign in to the Teams admin center with your Microsoft 365 username and password1.

In the left navigation, go to Users and then select Allan DeYoung from the list of users.

In the user details page, go to Meetings and then click Edit next to Audio Conferencing.

In the Audio Conferencing pane, under Phone numbers, select Customized from the drop-down menu.

In the Customized phone numbers box, enter the phone numbers that you want to include on Allan's invites, separated by commas. For example, you can enter:

+1 416-555-1234 (Toronto), +33 1 55 55 55 55 (Paris)

Click Save and then Close.

Now, when Allan DeYoung schedules a Teams meeting, his invites will show the Toronto and Paris dial-in bridge numbers in the body of his invites, in the order that you specified.

Question: 30

SIMULATION

Task 3

Adele Vance Is a member of your company s technology adoption team.

You need to provide only Adele with the ability to turn on and off Teams preview features.

Answer: See the

solution in the explanation below:

Explanation:

To provide only Adele Vance with the ability to turn on and off Teams preview features, you need to create and assign a custom update policy for her. Here are the steps to do so:

Sign in to the Microsoft Teams admin center with your Microsoft 365 username and password¹.

In the left navigation, go to Teams > Teams Update policies.

Select Add to create a new policy or select an existing policy to open Update policy.

Name the update policy, add a description, and select Enabled from the drop-down menu for Allow public preview.

This option enables Teams Public Preview regardless of whether a user is enrolled in Office Current Channel

(Preview). The end user must also opt in to Teams public preview in their Teams app².

Click Save and then Close.

In the left navigation, go to Users and then search for Adele Vance from the list of users.

In the user details page, go to Policies and then click Edit next to Assigned policies.

In the Assigned policies pane, under Update policy, select the policy that you created or modified in step 4 from the drop-down menu.

Click Apply and then Close.

Now, Adele Vance can turn on and off Teams preview features by following these steps in her Teams app³:

Select the three dots to the left of your profile to display the Teams menu.

Select About > Public preview.

Select Switch to Public preview or Switch back to standard version.

Question: 31

SIMULATION

Task 4

You need to add the following disclaimer as part of all Teams meeting invites:

“Disclaimer: This meeting may be recorded for quality and training purposes.”

Answer: See the

solution in the explanation below:

Explanation:

To add a disclaimer to all Teams meeting invites, you can use the Exchange admin center to create a mail flow rule that applies the disclaimer to meeting requests. Here are the steps to follow: Sign in to the Exchange admin center with your Microsoft 365 username and password¹.

In the left navigation, go to Mail flow > Rules.

Click Add (+) and then select Create a new rule.

In the New rule pane, enter a name for the rule, such as “Meeting disclaimer”.

Under Apply this rule if, select A message header includes any of these words.

In the Specify header name box, enter X-MS-Exchange-Calendar-Meeting-Request. This is a special header that identifies meeting requests².

In the Specify words or phrases box, enter True. This means that the rule will apply to any message that has the header set to True.

Click Add and then OK.

Under Do the following, select Append the disclaimer.

In the Specify disclaimer text box, enter the disclaimer text that you want to add to the meeting invites, such as:

Disclaimer: This meeting may be recorded for quality and training purposes.

Click Enter text and then OK.

Under Choose a mode for this rule, select Enforce.

Click Save.

Now, when you or anyone in your organization schedules a Teams meeting, the disclaimer will be added to the meeting invites automatically.

Question: 32

SIMULATION

Task 5

You need to prevent incoming Teams call notifications when users are already on a Teams call or in a Teams meeting. The solution must NOT reject the call.

**Answer: See the
solution in the
explanation below:**

Explanation:

To prevent incoming Teams call notifications when users are already on a Teams call or in a Teams meeting, you can use the Teams admin center to enable the Mute notifications during meetings and calls option. This option will suppress the incoming call notifications without rejecting the call. The caller will still hear the ringing tone and the callee can still answer the call from the Teams app or the taskbar. Here are the steps to enable this option:

Sign in to the Teams admin center with your Microsoft 365 username and password¹.

In the left navigation, go to Teams > Teams update policies.

Select an existing policy or create a new one by clicking Add.

In the Update policy pane, under Meetings and calls, turn on the toggle for Mute notifications during meetings and calls.

Click Save and then Close.

Note: You can assign different update policies to different users or groups of users. For more information, see [Manage update policies in Microsoft Teams](#)².

Question: 33

SIMULATION

Task 6

You need to configure a virtual receptionist for your company's main office located at 1 Microsoft Way, Redmond. The solution must meet the following requirements:

- Callers must press 1 for the company directory to lookup by name.
- Callers must press 0 to hear the company address.
- Callers must be offered the same menu at all times.

Answer: See the solution in the explanation below:

Explanation:

To configure a virtual receptionist for your company's main office, you can use the Teams admin center to create and assign an auto attendant. An auto attendant is a voice menu system that allows callers to be transferred to an extension or a queue without speaking to an operator or receptionist. Here are the steps to create and assign an auto attendant that meets your requirements: Sign in to the Teams admin center with your Microsoft 365 username and password.

In the left navigation, go to Voice > Auto attendants.

Click Add (+) to create a new auto attendant.

In the Basics tab, enter a name and an optional description for the auto attendant, such as "Main Office Receptionist".

Under Phone number, select Assign and then choose a service number from the list or click Add new number to get a new one. A service number is a type of phone number that can handle hundreds of simultaneous calls and is used for services such as audio conferencing, auto attendants, and call queues.

Click Apply and then Next.

In the Greeting and menu tab, under Greeting, select Custom and then click Upload audio file to upload a recorded greeting message for the callers, such as "Welcome to Microsoft. Please listen carefully to the following options."

Under Menu options, click Add (+) and then select Key press from the drop-down menu.

In the Key press box, enter 1 and then select Dial by name from the Action drop-down menu. This will allow callers to press 1 for the company directory to lookup by name.

Click Add (+) again and then select Key press from the drop-down menu.

In the Key press box, enter 0 and then select Play audio file from the Action drop-down menu. This will allow callers to press 0 to hear the company address.

Click Upload audio file and then upload a recorded message with the company address, such as "Our main office is located at 1 Microsoft Way, Redmond."

Under Menu options, turn on the toggle for Repeat menu until caller hangs up or presses #. This will offer the same menu at all times.

Click Next.

In the Business hours tab, under Business hours, select 24/7 from the drop-down menu. This will make the auto attendant available at all times.

Click Next.

In the Review tab, review your settings and then click Save.

Now, you have configured a virtual receptionist for your company's main office that meets your requirements.

Question: 34 SIMULATION

Task 7

You need to acquire a dedicated Microsoft dial-in bridge number from either 431 or 343 area codes in Canada.

Answer: See the

solution in the
explanation below:

Explanation:

To acquire a dedicated Microsoft dial-in bridge number from either 431 or 343 area codes in Canada, you need to use the Teams admin center to request and assign a service number. A service number is a type of phone number that can handle hundreds of simultaneous calls and is used for services such as audio conferencing, auto attendants, and call queues. Here are the steps to follow: Sign in to the Teams admin center with your Microsoft 365 username and password1.

In the left navigation, go to Voice > Phone numbers.

Click Add (+) and then select New service numbers.

In the New service numbers pane, select the country or region as Canada, the number type as Toll or Toll-free, and the location as Manitoba (for 431 area code) or Ontario (for 343 area code).

Enter the quantity of numbers that you need and then click Next.

Review your order details and then click Submit request.

Wait for an email confirmation that your request has been processed. This may take up to 24 hours. After you receive the confirmation email, go back to the Teams admin center and click Refresh on the Phone numbers page. You should see the new service numbers that you requested.

To assign a service number to your audio conferencing bridge, go to Meetings > Conference bridges and then click Edit next to Default toll or toll-free number.

In the Edit default toll or toll-free number pane, select one of the new service numbers that you acquired from the drop-down menu and then click Apply.

Now, you have acquired and assigned a dedicated Microsoft dial-in bridge number from either 431 or 343 area codes in Canada.

Question: 35 SIMULATION

Task 8

You need to enable shared channel collaboration with microsoft.com. The solution must meet the following requirements:

- Users must be able to participate in shared channels created by microsoft.com.
- Users must be able to invite Microsoft contacts to shared channels created by users at your company.

Answer: See the
solution in the
explanation below:

Explanation:

To enable shared channel collaboration with microsoft.com, you need to use the Teams admin center to configure the channel policy and the cross-tenant access settings. Here are the steps to follow: Sign in to the Teams admin center with your Microsoft 365 username and password1.

In the left navigation, go to Teams > Teams update policies.

Select an existing policy or create a new one by clicking Add.

In the Update policy pane, under Shared channels, turn on the toggles for Allow shared channel creation and Allow external shared channel participation. This will allow users to create shared channels and participate in shared channels created by microsoft.com.

Click Save and then Close.

In the left navigation, go to Org-wide settings > External access.

Under Cross-tenant access settings, click Manage settings.

In the Cross-tenant access settings pane, under Shared channels, select Allow specific domains and then enter microsoft.com in the box below. This will allow users to invite Microsoft contacts to shared channels created by your company.

Click Save.

Note: You also need to make sure that microsoft.com has configured their cross-tenant access settings to allow shared channel collaboration with your domain. See Collaborate with external participants in a channel² for more details.

Question: 36

SIMULATION

Task 9

You need to deploy the Microsoft Viva Connections app to Teams and install the app as the first item on the app bar of the Teams client for all users.

Answer: See the solution in the explanation below:

Explanation:

To deploy the Microsoft Viva Connections app to Teams and install the app as the first item on the app bar of the Teams client for all users, you need to use the Teams admin center and PowerShell. Here are the steps to follow:

Sign in to the Teams admin center with your Microsoft 365 username and password¹.

In the left navigation, go to Teams apps > Manage apps.

Click Upload and then select the Viva Connections app package that you created using PowerShell².

If you have not created the app package yet, you can follow the instructions in this article to do so.

After uploading the app package, click on the app name and then click Publish.

In the left navigation, go to Teams apps > Setup policies.

Select an existing policy or create a new one by clicking Add.

In the Setup policy pane, under Installed apps, click Add apps and then select the Viva Connections app from the list.

Drag and drop the Viva Connections app to reorder it as the first item on the app bar.

Click Save and then Close.

To assign the setup policy to all users, you can use PowerShell to run the following cmdlet:

```
Get-CsOnlineUser | Grant-CsTeamsAppSetupPolicy -PolicyName "YourPolicyName"
```

Replace "YourPolicyName" with the name of the policy that you created or modified in step 6.

Note: It may take up to 24 hours for the changes to take effect.

Now, you have deployed and installed the Microsoft Viva Connections app to Teams as the first item on the app

bar for all users.

Question: 37

SIMULATION

Task 10

You need to set Microsoft SharePoint as the only cloud storage option for all teams.

Answer: See the solution in the explanation below:

Explanation:

To set Microsoft SharePoint as the only cloud storage option for all teams, you need to use the Teams admin center to disable the third-party cloud storage services. Here are the steps to follow: Sign in to the Teams admin center with your Microsoft 365 username and password1.

In the left navigation, go to Org-wide settings > Services & add-ins.

Under Cloud file storage, click Manage.

In the Cloud file storage pane, turn off the toggles for Box, Dropbox, Google Drive, and Citrix ShareFile. This will disable these services for all teams and users in your organization.

Click Save.

Now, Microsoft SharePoint will be the only cloud storage option for all teams. Users will be able to access SharePoint files from the Files tab in each team channel or from the Files app on the left side of Teams.

Question: 38

SIMULATION

Task 11

You need to restrict external Teams communication for both calling and personal chat to only organizational users that use the microsoft.com domain.

Answer: See the solution in the explanation below:

Explanation:

To restrict external Teams communication for both calling and personal chat to only organizational users that use the microsoft.com domain, you need to use the Teams admin center to configure the external access settings. Here are the steps to follow:

Sign in to the Teams admin center with your Microsoft 365 username and password.

In the left navigation, go to Org-wide settings > External access.

Under External access, turn on the toggle for Users can communicate with other Skype for Business and Teams users.

Under Cross-tenant access settings, click Manage settings.

In the Cross-tenant access settings pane, under Calling and chat, select Allow specific domains and then enter microsoft.com in the box below. This will allow your users to communicate with Microsoft users via calling and chat.

Click Save.

Note: You also need to make sure that microsoft.com has configured their external access settings to allow communication with your domain. See Communicate with users from other organizations for more details.

Question: 39

SIMULATION

Task 12

you need to create a Microsoft 365 group named TeamsAdmin that can manage Teams Phone configurations without being able to manage teams and channels.

**Answer: See the
solution in the
explanation below:**

Explanation:

To create a Microsoft 365 group named TeamsAdmin that can manage Teams Phone configurations without being able to manage teams and channels, you need to use PowerShell to create the group and assign the Teams Communications Administrator role to it. Here are the steps to follow: Install the Azure Active Directory PowerShell for Graph module by running the following cmdlet: `Install-Module -Name AzureAD`

Connect to Azure Active Directory by running the following cmdlet and entering your Microsoft 365 username and password:

Connect-AzureACreate a new Microsoft 365 group named TeamsAdmin by running the following cmdlet:
`New-AzureADMSGGroup -DisplayName "TeamsAdmin" -Description "Group for managing Teams Phone configurations" -MailEnabled $false -MailNickName "TeamsAdmin" -SecurityEnabled $true - GroupTypes "Unified"`

Get the object ID of the new group by running the following cmdlet:

```
Get-AzureADMSGGroup -Filter "DisplayName eq 'TeamsAdmin'"
```

Copy the object ID from the output and assign it to a variable, such as \$groupID, by running the following cmdlet:

```
$groupID = "your-object-id"Install the Microsoft Teams PowerShell module by running the following cmdlet:  
Install-Module -Name MicrosoftTeams
```

Connect to Microsoft Teams by running the following cmdlet and entering your Microsoft 365 username and password:

```
Connect-MicrosoftTeams
```

Get the role ID of the Teams Communications Administrator role by running the following cmdlet: `Get-CsOnlineRole -Identity "Teams Communications Administrator"`

Copy the role ID from the output and assign it to a variable, such as \$roleID, by running the following cmdlet:
`$roleID = "your-role-id"`

Assign the Teams Communications Administrator role to the TeamsAdmin group by running the following cmdlet:

```
New-CsOnlineRoleAssignment -SecurityGroupId $groupID -RoleDefinitionName $roleID
```

Now, you have created a Microsoft 365 group named TeamsAdmin that can manage Teams Phone configurations

without being able to manage teams and channels. You can add members to this group by using the Azure Active Directory admin center or PowerShell.

Question: 40

SIMULATION

Task 1

You need to ensure that all unused teams expire and are deleted automatically. The solution must meet the following requirements.

- The teams must expire 365 days from their creation date.
- Notifications for the expiration of orphaned teams must be sent to adminLODSe551723.onmicrosoft.com.

Answer: See the solution in the explanation below:

Explanation:

To ensure that all unused teams expire and are deleted automatically, you need to configure a Microsoft 365 group expiration policy. This policy applies to teams because they are backed by groups. Here are the steps to follow:

Sign in to the Microsoft 365 admin center with your admin credentials.

Go to Groups > Expiration.

Turn on the Enable expiration toggle.

In the Group lifetime box, enter 365 days or select it from the drop-down list. This means that the teams will expire 365 days from their creation date.

In the Select group types to apply the policy section, check the Teams box. You can also select other group types if you want.

In the Choose how to handle owners of groups without owners section, enter adminLOD-Se551723.onmicrosoft.com as the email address to receive notifications for the expiration of orphaned teams.

You can also add more email addresses if you want.

Click Save to apply the policy.

That's it. You have successfully configured a group expiration policy for teams. This policy will automatically delete the teams that are not renewed by their owners before the expiration date. You

can also view and restore the deleted teams within 30 days from the Deleted groups page in the admin center.

Question: 41

SIMULATION

Task 2

You need to ensure that only users from litwareinc.com can be added to Teams as guest users.

Answer: See the solution in the explanation below:

Explanation:

To ensure that only users from litwareinc.com can be added to Teams as guest users, you need to configure the guest access settings in Azure Active Directory (AAD). Here are the steps to follow: Sign in to the Azure portal with your admin credentials.

Go to Azure Active Directory > External identities > External collaboration settings.

Under Collaboration restrictions, select Allow invitations only to the specified domains (most restrictive).

In the Allow invitations to these domains box, enter litwareinc.com. You can also add more domains if you want, separated by commas.

Click Save to apply the settings.

That's it. You have successfully restricted the guest access in Teams to a specific domain. This means that only users with email addresses from litwareinc.com can be invited as guests to your teams. You can also prevent guests from being added to a specific team by using sensitivity labels¹ or PowerShell².

Question: 42
SIMULATION

Task 3

You need to ensure that a team named US Sales automatically contains all the users that have the department attribute set to Sales. No other users must be members of the team.

Answer: See the solution in the explanation below:

Explanation:

To ensure that a team named US Sales automatically contains all the users that have the department attribute set to Sales, you need to create a dynamic team based on Azure AD group dynamic membership rules. Here are the steps to follow:

Create a new team in Microsoft Teams as you would to create a normal team. Name it US Sales. If the team already exists, you can skip this step.

Sign in to the Azure portal with your admin credentials.

Go to Azure Active Directory > Groups. Find the group that corresponds to the US Sales team and select it.

On the group details page, select Properties on the left menu and change the membership type to Dynamic user. Click Save.

On the same page, select Dynamic membership rules on the left menu and add an expression that dynamically retrieves the users that have the department attribute set to Sales. In this case, the expression is user.department -eq "Sales". Click Save.

That's it. You have successfully created a dynamic team for US Sales. This means that only users with the department attribute set to Sales will be added or removed from the team automatically. You can also modify the expression to include other criteria, such as location, job title, or manage

Question: 43

SIMULATION

Task 4

You need to ensure that the Approvals app is pinned to the top of the app bar of the Teams client for all members of the Retail team. The solution must NOT affect other users.

Answer: See the solution in the explanation below:

Explanation:

To ensure that the Approvals app is pinned to the top of the app bar of the Teams client for all members of the Retail team, you need to create a custom app setup policy and assign it to the Retail team members. Here are the steps to follow:

Sign in to the Teams admin center with your admin credentials.

Go to Teams apps > Setup policies.

Select Add.

Provide a name and description for the policy, such as Retail App Policy.

Optionally, turn on User pinning to allow users to pin apps and change the order of the pinned apps.

Under Pinned apps, select Add apps.

Search for the Approvals app and add it to the list of pinned apps. You can also add other apps that you want to pin for the Retail team members.

Click Save to create the policy.

To assign the policy to the Retail team members, go to Users on the left menu and select the users that belong to the Retail team. You can use the filters or the search box to find them.

On the right pane, under Policies, select Edit next to App setup policy.

Choose the Retail App Policy from the drop-down list and click Apply.

Question: 44

SIMULATION

Task 5

You need to ensure that content on Microsoft SharePoint Online sites can be shared only with new and existing guest users.

Answer: See the solution in the explanation below:

Explanation:

To ensure that content on Microsoft SharePoint Online sites can be shared only with new and existing guest users, you need to limit the external sharing settings in the SharePoint admin center. Here are the steps to follow:

Sign in to the SharePoint admin center with your admin credentials.

Go to Policies > Sharing.

Under External sharing, drag the SharePoint slider down to New and existing guests.

(The OneDrive slider is dependent on SharePoint and will also be set to New and existing guests.) Under More

external sharing settings, check the box **Allow only users in specific security groups to share externally and select Manage security groups**.

Add the security groups that contain the users who are allowed to share content with guest users.

You can also create a new security group if needed.

Click **Save** to apply the settings.

Question: 45

SIMULATION

Task 6

You need to ensure that only users that are assigned the Global Administrator, User Administrator, or Guest Inviter roles can invite guest users to your company's tenant.

Answer: See the

solution in the
explanation below:

Explanation:

To ensure that only users that are assigned the Global Administrator, User Administrator, or Guest Inviter roles can invite guest users to your company's tenant, you need to configure the external collaboration settings in the Microsoft Entra admin center. Here are the steps to follow: **Sign in to the Microsoft Entra admin center with your admin credentials.**

Expand **External identities**, and then select **External collaboration settings**.

Under **Guest invite settings**, choose **Only users assigned to specific admin roles can invite guests**. Select **Save** to apply the settings.

Question: 46

SIMULATION

Task 7

You need to prevent users from deleting messages posted in private chats and channels.

Answer: See the

solution in the
explanation below:

Explanation:

To prevent users from deleting messages posted in private chats and channels, you need to manage the **messaging policies in Teams**. Here are the steps to follow:

Sign in to the Teams admin center with your admin credentials.

Go to **Teams apps > Messaging policies**.

Select the policy that you want to modify, such as the global (Org-wide default) policy or a custom policy.

Turn off the following settings: **Owners can delete sent messages**, **Users can delete sent messages**, and **Users can edit sent messages**.

Click **Save** to apply the changes.

Question: 47

SIMULATION

Task 8

You need to prevent guest users from calling your company's Teams users.

Answer: See the solution in the explanation below:

Explanation:

To prevent guest users from calling your company's Teams users, you need to turn off the calling capability for guests in the Teams admin center. Here are the steps to follow: Sign in to the Teams admin center with your admin credentials.

Go to Users > Guest access.

Turn off the Make private calls setting. This will disable the peer-to-peer calling feature for guests. Click Save to apply the changes

Question: 48

SIMULATION

Task 9

You need to prevent unauthenticated users from joining Teams meetings.

Answer: See the solution in the explanation below:

Explanation:

To prevent unauthenticated users from joining Teams meetings, you need to turn off the anonymous

meeting join feature in Teams. Here are the steps to follow:

Sign in to the Teams admin center with your admin credentials.

Go to Meetings > Meeting settings.

Under Participants, set Anonymous participants can join a meeting to Off.

Click Save to apply the changes.

Question: 49

SIMULATION

Task 10

You need to ensure that when users join meeting by using a phone, they are prompted to record their name.

Answer: See the

solution in the
explanation below:

Explanation:

To ensure that when users join a meeting by using a phone, they are prompted to record their name, you need to enable the meeting entry and exit notifications in the Teams admin center. Here are the steps to follow:

Sign in to the Teams admin center with your admin credentials.

Go to Meetings > Conference Bridges.

At the top of the Conference Bridges page, select Bridge settings.

Enable the Meeting entry and exit notifications toggle.

Choose Names for the Entry/exit announcement type.

Turn on the toggle for Ask callers to record their name before joining a meeting.

Click Save to apply the settings.

Question: 50

SIMULATION

Task 11

You need to ensure that users can perform the following actions:

- Record Teams calls and Teams meeting.
- Transcribe Teams calls and Teams meeting.

Answer: See the
solution in the
explanation below:

Explanation:

To ensure that users can perform the following actions:

Record Teams calls and Teams meeting.

Transcribe Teams calls and Teams meeting.

You need to do the following:

Turn on the recording and transcription settings in the Teams admin center. This will allow users to start and stop recording and transcription during a meeting or call. The recording and transcription will be stored in OneDrive or SharePoint and available in the meeting chat or channel conversation. For more details, see Record a meeting in Microsoft Teams.

Turn on the transcription and captions settings in the Teams admin center. This will enable automatic transcription and captions for meeting recordings. Users can play back the recordings with closed captions and review the transcript in the Recording & Transcripts tab in Teams. For more details, see Configure transcription and captions for Teams meetings.

Turn on the live transcription settings in the Teams admin center. This will allow users to view live transcription during a meeting or call. Users can also download the transcript after the meeting or call. For more details, see View live transcription in Microsoft Teams meetings.

Question: 51

SIMULATION

Task 12

A company named Contoso, Ltd, plans to deploy Teams Phone with location-based emergency dialing. You need to ensure that when users dial emergency numbers, the call is routed based on the user's current location

You do NOT need to configure networks and locations at this time.

Answer: See the solution in the explanation below:

Explanation:

To ensure that when users dial emergency numbers, the call is routed based on the user's current location, you need to enable the external location lookup mode in Teams. This mode allows Teams to use the location services of the device's operating system to suggest an emergency address for the user. The user can then confirm, edit, or enter a new address, which will be used to route the emergency call to the appropriate Public Safety Answering Point (PSAP). Here are the steps to follow: Sign in to the Teams admin center with your admin credentials.

Go to Voice > Emergency policies.

Select Add.

Enter a name for the emergency calling policy, for example, "E911WFH".

Turn on External location lookup mode.

Select Apply to create the policy.

To assign the policy to the users who need it, go to Users on the left menu and select the users that you want to apply the policy to. You can use the filters or the search box to find them.

On the right pane, under Policies, select Edit next to Emergency calling policy. Choose the policy that you created from the drop-down list and click Apply.

Topic 5, Wingtip Toys

Overview

General Overview

Wingtip Toys is a manufacturing company that has 5,000 users, and locations across North America and Europe.

Departments

The company has the following departments:

- IT
- Sales
- Security
- Customer support
- Human resources (HR)
- Research and development (R&D)

Partners

Wingtip Toys has an external partner named Fabrikam, Inc. that has a Microsoft 365 subscription named fabrikam.com.

Microsoft Office 365 Environment

All users are assigned a Microsoft 365 E5 license and are enabled for Microsoft Teams Phone. Users in the R&D department are assigned a Teams Premium license.

Requirements

Call Handling Requirements

Wingtip Toys identifies the following call handling requirements:

- Inbound calls to the main telephone number of Wingtip Toys must be routed to the correct department by using an auto attendant.
- During holiday periods, the auto attendant must perform the following actions:
 - o Route customer support calls to the customer support department.
 - o Play a recorded message for calls to all the other departments, and then disconnect the call.

Meeting Requirements

Wingtip Toys identifies the following meeting requirements:

- Meetings that include users from the R&D department must have a watermark applied to screen sharing sessions.
- Once a quarter, the CEO of Wingtip Toys must host a live, online event that is attended by all users.

Governance Requirements

Wingtip Toys identifies the following governance requirements:

- New teams must meet the following requirements:
 - o The Team type setting must be set to Private.
 - o Users must be able to send emails to team channels.
 - o Team members must be prevented from deleting messages from team channels.
 - o Each team name must be validated against a list of blocked team names.
 - o Each team name must contain a prefix of GRP and the department name as a suffix.
 - o Team channels must include a pinned tab that displays the Wingtip Toys website.
 - o When a user creates a team, the team picture must be the logo of the user's department.
 - o The department manager of the user that creates the team must be assigned the Owner role for the team.
- The use of animated GIFs must be prevented in team channels.

Collaboration Requirements

Wingtip Toys identifies the following collaboration requirements:

- Fabrikam users must be able to join team channels hosted by Wingtip Toys.
- Wingtip Toys users must be prevented from joining team channels hosted by Fabrikam.

Monitoring Requirements

A notification must be sent to users in the IT department when a Teams Rooms system goes offline. Pilot Project Requirements

Wingtip Toys is currently evaluating third-party call center apps that integrate with Teams. The security department mandates that all third-party apps be reviewed by a qualified analyst and comply with industry-standard frameworks.

User Issues

Wingtip Toys users report audio and video issues when accessing Teams meetings by using a web browser.

Business Requirements

Wingtip Toys identifies the following business requirements:

- Follow the principle of least privilege.
- Minimize administrative effort.
- Minimize costs.

Question: 52

What should you create to meet the meeting requirements for the quarterly CEO event?

- A. a town hall
- B. a meeting
- C. a virtual appointment
- D. a webinar

Answer: A

Explanation:

Question: 53

What should you create to meet the governance requirements for animated GIFs?

- A. a messaging policy
- B. a meeting policy
- C. a compliance policy
- D. an app setup policy

Answer: A

Explanation:

Question: 54

HOTSPOT

You need to meet the governance requirements for new teams.

How should you complete the script? To answer, select the appropriate options in the answer area.

NOTE: Each correct selection is worth one point.

Answer Area

```
SNameList = Get-Content "C:\work\currentblockedwordslist.txt"
SNameList = [string]::join(", ", SNameList)
SSetting = Get-MgBetaDirectorySetting | where {$_.DisplayName -eq "Group.Unified"}
if ($SSetting.Count -eq 0) {
    STemplate = Get-MgBetaDirectorySettingTemplate | where {$_.DisplayName -eq "Group.Unified"}
    SParams = @{ templateId < STemplate.Id }
    SSetting = New-MgBetaDirectorySetting -BodyParameter $SParams
                New-MgBetaDataPolicyOperation
                New-MgBetaDirectoryObject
```

New-MgBetaDirectoryRole

New-MgBeta Directorysetting

```
Sparams = ^{
  name = "PrefixSuffixNamingRequirement"
  value = "GRP_[GroupName]_[Department]"
}

name = "CustomBlockedWordsList"
value = "SNameList"
}
)
}

Update-MgBetaDirectorySetting -DirectorySettingId $Setting.Id -BodyParameter $params
Update-MgBetaDirectoryRole
Update-MgBetaDirectoryObject
Update-MgBetaDirectoryRole
Update-MgBetaDirectorySetting
```

Answer:

Explanation:

Answer Area

```
SNameList = Get-Content "C:\work\currentblockedwordslist.txt"
SNameList = [string]::join(", ", SNameList)

$Setting = Get-MgBetaDirectorySetting | where {$_.DisplayName -eq "Group.Unified"} if ($Setting.Count -eq 0) {
  $Template = Get-MgBetaDirectorySettingTemplate | where {$_.DisplayName -eq "Group.Unified"} $params @{}
  $Setting = New-MgBetaDirectorySetting -DirectorySettingId $Template.Id -BodyParameter $params
}

Sparams = ^{
  name = "PrefixSuffixNamingRequirement"
  value = "GRP_[GroupName]_[Department]"

  name = "CustomBlockedWordsList"
  value = "SNameList"
}

Update-MgBetaDirectorySetting -DirectorySettingId $Setting.Id -BodyParameter $params
```

Question: 55

What should you configure to meet the monitoring requirements?

- A. Microsoft Teams Network Assessment Tool
- B. a change notification in Microsoft Graph
- C. an alert in Azure Monitor
- D. a device state rule

Answer: C

Explanation:

Question: 56

Which type of license is required to meet the call handling requirements?

- A. Teams Shared Device
- B. Teams Phone Standard
- C. Teams Phone Resource Account
- D. Teams Phone with Calling Plan bundle

Answer: C

Explanation:

Question: 57

You need to troubleshoot the reported user issues.
What should you use?

- A. the WebRTC logs
- B. the Teams support log files
- C. the Application log in Event Viewer
- D. the System log in Event Viewer

Answer: B

Explanation:

Question: 58

Which two actions should you perform to meet the collaboration requirements? Each correct answer presents part of the solution.

NOTE: Each correct selection is worth one point.

- A. Configure the inbound settings.
- B. Create a meeting policy.
- C. Add Fabrikam as an organization.
- D. Create a messaging policy.
- E. Configure the outbound settings.

Answer: C, E

Explanation:

Question: 59

What is the minimum compliance required for third-party apps to be included in the pilot project?

- A. Microsoft 365 certification
- B. publisher attestation
- C. publisher verification
- D. certified for Microsoft Teams

Answer: B

Explanation:

Question: 60

Which governance requirement is met by using a team template?

- A. The team name must contain a GRP prefix.
- B. The team name must be validated against a blocklist of team names.
- C. Team channels must include a pinned tab that displays the Wingtip Toys website.
- D. Team members must be prevented from deleting messages from team channels.

Answer: A

Explanation:

Question: 61

What should you create to meet the meeting requirements for the R&D department?

- A. a meeting policy

- B. a team policy
- C. a data loss prevention (DLP) policy
- D. an app setup policy

Answer: A

Explanation:

Question: 62

HOTSPOT

You have the following PowerShell script.

```
Sdtr - Hew-CsOnlineDateRange -Start "24/11/2025" -End '26/11/2025'
Schri stmasScheduie ■ Hew-CsOnlineSchedule -Name "Chri stmas" -FixedSchedule -DateTimeRanges f($dtr)

Sdefaul tCall Flow • New-CsAutoAttendantCall Flow -Name "Defaul t call flow" -Greetings ^(SdcfGreetingPrompt)

Schri stmasGreetingPrompt - New-CsAutoAttendantPrompt -TextToSpeechPrompt "Our offices are closed for Christmas from
December 24 to December 26. Please call back later.*
Schri stmasHenuOption • New-CsAutoAttendantHenuOption -Action DisconnectCall -DtmfResponse Automatic
Schri stmasHenu « New-CsAutoAttendantHenu -Name "Chri stmas Menu" -HenuOptions ^(Schri stmasHenuOption)
Schri stmasCall Flow * New-CsAutoAttendantCall Flow -Name "Chri stmas" -Greetings f(Schri stmasGreetingPrompt) -Menu
Schri stmasHenu

Schri stmasCall HandlingAssociati on = New-CsAutoAttendantCall HandlingAssociati on -Type Hol i day -ScheduleId
Schri stmasScheduie.Id -Call FlowId Schri stmasCall Flow.Id

New-CsAutoAttendant -Name "Customer Support Auto Attendant" -Defaul tCall Flow Sdefaul tCall Flow -Enabl eVoiceResponse -
Call Flows f($afterHoursCall Flow, Schri stmasCall Flow) -Call HandlingAssociati ons f($afterHoursCall HandlingAssociati on,
Schri stmasCall HandlingAssociati on) -LanguageId "en-US" -TimeZoneId "UTC"
```

For each of the following statements, select Yes if the statement is true, otherwise select No.

NOTE Each correct selection is worth one point.

Answer Area

Statements	Yes	No
The script will configure an after-hours call flow.	<input type="radio"/>	<input type="radio"/>
The script will enable interactive voice response (IVR) for both call flows.	<input type="radio"/>	<input type="radio"/>
Schri stmasScheduie can be updated to meet the call handling requirements.	<input type="radio"/>	<input type="radio"/>

Answer:

Explanation:

Answer Area

Statements	Yes	No
------------	-----	----

The script will configure an after-hours call flow.

The script will enable interactive voice response (IVR) for both call flows.

0

SchriemasScheduie can be updated to meet the call handling requirements.

•

0

Topic 6, Misc, Questions

Question: 63

Note: This question is part of a series of questions that present the same scenario. Each question in the series contains a unique solution that might meet the stated goals. Some question sets might

have more than one correct solution, while others might not have a correct solution.

After you answer a question in this section, you will NOT be able to return to it. As a result, these questions will not appear in the review screen.

Your company has a Microsoft 365 subscription.

You plan to configure the environment to allow external users to collaborate in Microsoft Teams by using guest access.

The company implements a new security policy that has the following requirements:

Only guest users from specific domains must be allowed to connect to collaborate by using Microsoft Teams. Guest users must be prevented from inviting other guests.

You need to recommend a solution to meet the security policy requirements.

Solution: From the Microsoft Teams admin center, you modify the global meeting policy.

Does this meet the goal?

- A. Yes
- B. No

Answer: B

Explanation:

<https://docs.microsoft.com/en-us/microsoftteams/meeting-policies-in-teams>

Question: 64

Note: This question is part of a series of questions that present the same scenario. Each question in the series contains a unique solution that might meet the stated goals. Some question sets might have more than one correct solution, while others might not have a correct solution.

After you answer a question in this section, you will NOT be able to return to it. As a result, these questions will not appear in the review screen.

Your company has a Microsoft 365 subscription.

You plan to configure the environment to allow external users to collaborate in Microsoft Teams by using guest access.

The company implements a new security policy that has the following requirements:

Only guest users from specific domains must be allowed to connect to collaborate by using Microsoft Teams. Guest users must be prevented from inviting other guests.

You need to recommend a solution to meet the security policy requirements.

Solution: From PowerShell, you run the New-AzureADPolicy and Set-AzureADPolicy cmdlets.

Does this meet the goal?

- A. Yes
- B. No

Answer: B

Explanation:

<https://www.petri.com/azure-active-directory-external-collaboration-policy>

Question: 65

Note: This question is part of a series of questions that present the same scenario. Each question in the series contains a unique solution that might meet the stated goals. Some question sets might have more than one correct solution, while others might not have a correct solution.

After you answer a question in this section, you will NOT be able to return to it. As a result, these questions will not appear in the review screen.

Your company has a Microsoft 365 subscription.

You plan to configure the environment to allow external users to collaborate in Microsoft Teams by using guest access.

The company implements a new security policy that has the following requirements:

Only guest users from specific domains must be allowed to connect to collaborate by using Microsoft Teams.
Guest users must be prevented from inviting other guests.

You need to recommend a solution to meet the security policy requirements.

Solution: From the Azure Active Directory, you modify the External collaboration settings.

Does this meet the goal?

- A. Yes
- B. No

Answer: A

Explanation:

<https://docs.microsoft.com/en-us/azure/active-directory/b2b/delegate-invitations>

Question: 66

Note: This question is part of a series of questions that present the same scenario. Each question in the series contains a unique solution that might meet the stated goals. Some question sets might have more than one correct solution, while others might not have a correct solution.

After you answer a question in this section, you will NOT be able to return to it. As a result, these questions will not appear in the review screen.

Your company has a Microsoft 365 subscription that uses an Azure Active Directory (Azure AD) tenant named contoso.com.

You need to prevent guest users in the tenant from using cameras during Microsoft Teams meetings.

Solution: From the Azure Active Directory admin center, you modify the External collaboration settings.

Does this meet the goal?

- A. Yes
- B. No

Answer: A

Explanation:

<https://docs.microsoft.com/en-us/microsoftteams/manage-guests>

Question: 67

Note: This question is part of a series of questions that present the same scenario. Each question in the series contains a unique solution that might meet the stated goals. Some question sets might have more than one correct solution, while others might not have a correct solution.

After you answer a question in this section, you will NOT be able to return to it. As a result, these questions will not appear in the review screen.

Your company has a Microsoft 365 subscription that uses an Azure Active Directory (Azure AD) tenant named contoso.com.

You need to prevent guest users in the tenant from using cameras during Microsoft Teams meetings.

Solution: From Microsoft Teams admin center, you modify the External collaboration settings.

Does this meet the goal?

- A. Yes
- B. No

Answer: B

Explanation:

<https://docs.microsoft.com/en-us/microsoftteams/set-up-guests>

Question: 68

Note: This question is part of a series of questions that present the same scenario. Each question in the series contains a unique solution that might meet the stated goals. Some question sets might have more than one correct solution, while others might not have a correct solution.

After you answer a question in this section, you will NOT be able to return to it. As a result, these questions will not appear in the review screen.

Your company has a Microsoft 365 subscription that uses an Azure Active Directory (Azure AD) tenant named contoso.com.

You need to prevent guest users in the tenant from using cameras during Microsoft Teams meetings.

Solution: From the Microsoft 365 admin center, you modify the Sharing settings.

Does this meet the goal?

- A. Yes
- B. No

Answer: B

Explanation:

Question: 69

Note: This question is part of a series of questions that present the same scenario. Each question in the series contains a unique solution that might meet the stated goals. Some question sets might have more than one correct solution, while others might not have a correct solution.

After you answer a question in this section, you will NOT be able to return to it. As a result, these questions will not appear in the review screen.

Your company has a Microsoft 365 subscription.

You need to prevent a user named User1 from permanently deleting private chats in Microsoft Teams.

Solution: You place the mailbox of User1 on Litigation Hold.

Does this meet the goal?

- A. Yes
- B. No

Answer: A

Explanation:

Question: 70

Note: This question is part of a series of questions that present the same scenario. Each question in the series contains a unique solution that might meet the stated goals. Some question sets might have more than one correct solution, while others might not have a correct solution.

After you answer a question in this section, you will NOT be able to return to it. As a result, these questions will not appear in the review screen.

Your company has a Microsoft 365 subscription.

You need to prevent a user named User1 from permanently deleting private chats in Microsoft Teams.

Solution: You create an In-Place Hold for the Microsoft SharePoint site used by Microsoft Team.

Does this meet the goal?

A. Yes

B. No

Answer: B

Explanation:

Question: 71

Note: This question is part of a series of questions that present the same scenario. Each question in the series contains a unique solution that might meet the stated goals. Some question sets might have more than one correct solution, while others might not have a correct solution.

After you answer a question in this section, you will NOT be able to return to it. As a result, these questions will not appear in the review screen.

Your company has a Microsoft 365 subscription.

You need to prevent a user named User1 from permanently deleting private chats in Microsoft Teams.

Solution: You place the group mailboxes used by Microsoft Teams on Litigation Hold.

Does this meet the goal?

A. Yes

B. No

Answer: B

Explanation:

Question: 72

You are a Microsoft Teams administrator for your company.

All the teams used by the company's legal department must meet the following compliance requirements:

Each team must expire 365 days after it is created.

All team content must be deleted when the team expires.
An administrator must be able to restore deleted team content for 30 days.

What should you do?

- A. From the Microsoft Teams admin center, modify the teams policy.
- B. From PowerShell, run the New-AzureADMSGrouplifecyclePolicy cmdlet.
- C. From the Security & Compliance admin center, create a data loss prevention (DLP) policy.
- D. From the Microsoft 365 admin center, modify the Office 365 group settings.

Answer: B

Explanation:

Reference:

<https://docs.microsoft.com/en-us/azure/active-directory/users-groups-roles/groups-lifecycle>
<https://docs.microsoft.com/en-us/powershell/module/azuread/new-azureadmsgrouplifecyclepolicy?view=azureadps-2.0>

Question: 73

Your company has a Microsoft 365 subscription that contains 20 teams.
You need to ensure that a team named Team1 is identified as Highly Confidential in the Microsoft Teams client.
What should you use?

- A. a classification label in the Azure Active Directory admin center
- B. a sensitivity label in the Security & Compliance admin center
- C. a supervisor policy in the Security & Compliance admin center
- D. a teams policy in the Microsoft Teams admin center

Answer: B

Explanation:

<https://docs.microsoft.com/en-us/microsoft-365/compliance/sensitivity-labels-teams-groups-sites>

Question: 74

Your company has a Microsoft 365 subscription.
You attempt to review call quality by location.
When you sign in to the Microsoft Call Quality Dashboard, you discover that no locations are defined.
You need to ensure that all the call quality information in the dashboard is segmented by location.
What should you do first?

- A. From the Microsoft Teams admin center, configure reporting labels.
- B. From an administrator's computer, run the Network Testing Companion.
- C. From PowerShell, run the Set-CsQoEConfiguration cmdlet.
- D. From the Microsoft Teams admin center, run the Network Planner.

Answer: A

Explanation:

Reference:

<https://docs.microsoft.com/en-us/microsoftteams/learn-more-about-site-upload>

Question: 75

HOTSPOT

You have a Microsoft Office 365 subscription.

You create a team named Room1.

You need to ensure that Room1 automatically accepts meeting invitations. The solution must prevent meeting invitations from being accepted if the room is unavailable.

How should you complete the PowerShell command? To answer, select the appropriate options in the answer area.

NOTE: Each correct selection is worth one point.

```
Set-CalendarProcessing -Identity 'Room1' -AutomateProcessing
```

▼
AutoAccept
AutoProcessing
AutoUpdate

```
-AllowConflicts
```

▼
\$false
\$null
\$true

Answer:

Explanation:

```
Set-CalendarProcessing -Identity 'Room1' -AutomateProcessing
```

▼
AutoAccept
AutoProcessing
AutoUpdate

```
-AllowConflicts
```

▼
\$false
\$null
\$true

Reference:

<https://docs.microsoft.com/en-us/powershell/module/exchange/mailboxes/set-calendarprocessing?view=exchange-ps>

Question: 76

Your company uses Microsoft Teams.

The company has the departments and teams shown in the following table.

Department name	Team name
Sales	Team1

Research and Development	Team?
Finance	Team3

You need to recommend a solution to prevent the users in each department from inviting users from other departments to their team.

What should you include in the recommendation?

- A. app permission policies
- B. Azure Information Protection
- C. supervision policies
- D. information barrier policies

Answer: D

Explanation:

Question: 77

Your company has a Microsoft 365 E5 subscription.

The company uses Microsoft Skype for Business Online and plans to upgrade to Microsoft Teams.

The network contains the following devices:

100 computers that run Windows 10

50 Android devices

50 iPhone devices

All the devices have the Skype for Business app installed.

You need to deploy Microsoft Teams to all the devices.

What should you do?

- A. From the Microsoft Teams admin center, set Download the Teams app in the background for Skype for Business users to On.
- B. Create a Group Policy Object (GPO) that contains an app package, and then link the GPO.
- C. From the Microsoft Teams admin center, create an app setup policy that includes the Microsoft Teams app, and then assign the policy to all users.
- D. From the Microsoft Intune, push Microsoft Teams to all the devices.

Answer: D

Explanation:

<https://docs.microsoft.com/en-us/microsoftteams/setting-your-coexistence-and-upgrade-settings>

Question: 78

Your company has a Microsoft 365 subscription that contains several teams.

The company's security policy states that an administrator must be notified when a new team is created by using the Build a team from scratch option.

You need to configure the environment to meet the security policy requirement.

What should you do?

- A. From the Security & Compliance admin center, create a supervision policy.
- B. From the Security & Compliance admin center, create an alert policy.
- C. From the Azure Active Directory admin center, create a protection notification.
- D. From the Microsoft Teams admin center, modify the global teams policy.

Answer: B

Explanation:

Question: 79

Users report poor quality during Microsoft Teams audio conferences.

You run a network trace during an audio conference from a user's device as shown in the following exhibit.

```
Frame Details: X
    Checksum: 0 (0x0) SourceAddress: 10.10.10.110
    DestinationAddress: 52.114.188.31
0-Tcp: Flags=...A..., SrcPort=50008, DstPort=HTTPS(443), PayloadLen=0,
    SrcPort: 50008
    DstPort: HTTPS(443) SequenceNumber: 4077031237 (0xF3028F45)
    E AcknowledgementNumber: 223214542 (0xD4DFD5E)
    E B DataOffset: 80 (0x50)
    0 Flags: ...A
    Window: 1025 (scale factor 0x8) = 262400
    Checksum: 0x524, Disregarded
    UrgentPointer: 0 (0x0)
```

What causes the poor quality of the audio conferences?

- A. The source port range for audio is too narrow.
- B. The source port for audio is above 50,000.
- C. The UDP traffic is being limited.
- D. The TLS traffic is being limited.

Answer: C

Explanation:

Question: 80

Your company has a Microsoft 365 subscription.

All users have a computer that runs Windows 10 and has Microsoft Teams installed.

A user reports the following issues:

Users lose their connection during screen sharing.

The user selection process takes too long to complete.

The Microsoft Teams client crashes and restarts automatically.

You need to view the Microsoft Teams debug logs to troubleshoot the issues.

What should you do?

- A. From the Microsoft Teams client, select F1. Open the ETL files in the %Appdata%\Microsoft\Teams \folder.
- B. From the Microsoft Teams client, select Ctrl+Alt+Shift+1. Open the log files in the %Userprofile% \Downloads\ folder.
- C. From Event Viewer, open the Application log and filter the log for a keyword of MSTeams.
- D. Right-click the Microsoft Teams icon in the application tray, and then select Get logs. Open Logs.txt in the %Appdata%\Microsoft\Teams\ folder.

Answer: B

Explanation:

Reference:

<https://docs.microsoft.com/en-us/microsoftteams/log-files>

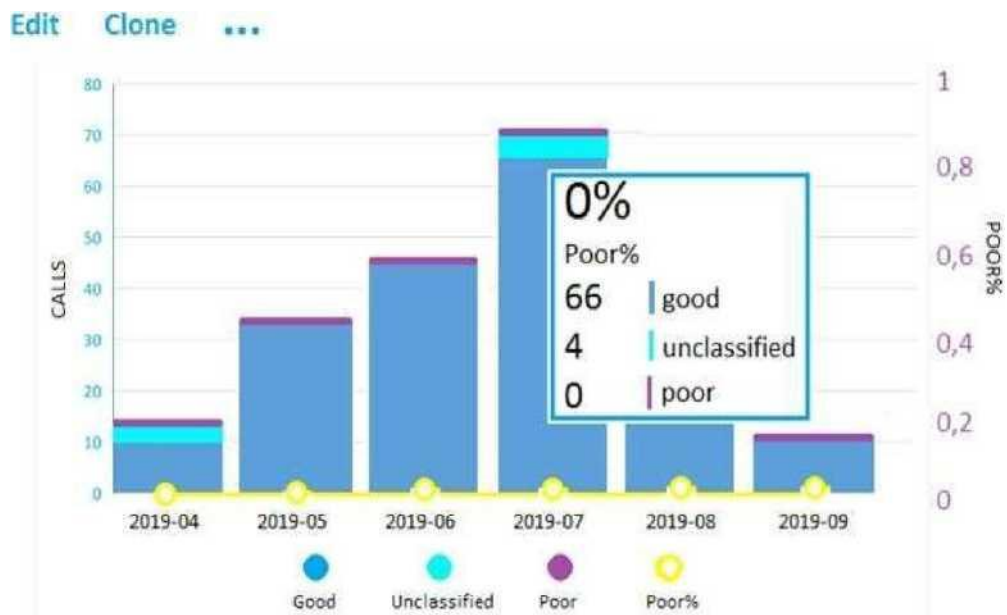
Question: 81

HOTSPOT

You open the Microsoft Call Quality Dashboard as shown in the following exhibit.

All Audio Streams

This Report shows the monthly audio streams count, and poor ration for the last 7 months. There are no filters applied so the data reflects all the call data that was captured by the Service. Audio calls made over wireless and external networks can cause poor call rates to be too low, ,



Use the drop-down menus to select the answer choice that completes each statement based on the information presented in the graphic.

NOTE: Each correct selection is worth one point.

During the month of July 2019, [answer choice] calls were established successfully.

During the month of July 2019, [answer choice] calls included metric data.

Question: 82

You have an Active Directory user named User1.

You need to ensure that User1 can view the following reports:

Microsoft Teams user activity report

Microsoft Teams device usage report

The solution must limit the ability of User1 to make changes to Microsoft 365 services.

Which role should you assign to User1?

- A. Teams Service Administrator
- B. Reports reader
- C. Teams Communications Support Specialist
- D. Message Center reader

0	
4	
66	
70	

0	
4	
66	
70	

Answer:

Explanation:

During the month of July 2019, [answer choice] calls were established successfully.

	▼
0	
4	
66	
70	

During the month of July 2019, [answer choice] calls included metric data.

	▼
0	
4	
66	
70	

Answer: B

Explanation:

Reference:

<https://docs.microsoft.com/en-us/microsoftteams/teams-activity-reports>

Question: 83

HOTSPOT

Your company plans to migrate to Microsoft Teams from Microsoft Skype for Business Online. The org-wide coexistence mode for Microsoft Teams is set to Teams Only.

The company has two named User1 and User2.

You need to implement a migration solution that meets the following requirements:

User1 must be able to chat and create meetings by using Skype for Business only.

User1 must be able to read and post messages by using Microsoft Teams channels.

User2 must use Microsoft Teams only.

How should you complete the PowerShell command? To answer, select the appropriate options in the answer area.

NOTE: Each correct selection is worth one point.

	-PolicyName	
Grant-CsClientPolicy		Islands
Grant-CsTeamsUpgradePolicy		SfBOnly
Move-CsLegacyUser		SfBWithTeamsCollab
		SfBWithTeamsCollabAndMeetings
		UpgradeToTeams
-Identity ▼		
User1		
User2		

Answer:

Explanation:

	-PolicyName	
Grant-CsClientPolicy		Islands
Grant-CsTeamsUpgradePolicy		SfBOnly
Move-CsLegacyUser		SfBWithTeamsCollab
		SfBWithTeamsCollabAndMeetings
		UpgradeToTeams
-Identity ▼		
User1		
User2		

Reference:

<https://docs.microsoft.com/en-us/powershell/module/skype/grant-csteamsupgradepolicy?view=skype-ps>

Question: 84

Your company has a Microsoft 365 subscription.

The company deploys Microsoft Teams for 5,000 users.
You need to generate a report that contains the following information:
The number of active Microsoft Teams users during the last seven days.
The number of active team channels during the last seven days.
Which usage reports should you run?

- A. Teams device usage
- B. Teams live event usage
- C. Teams user activity
- D. Teams usage

Answer: D

Explanation:

Reference:

<https://docs.microsoft.com/en-us/microsoftteams/teams-analytics-and-reports/teams-usage-report>

Question: 85

Your company has a Microsoft Office 365 subscription.
The company has a Microsoft Teams group named Group1.
You need to remove inactive users from Group1. The members of Group1 must be validated every month.
What should you use?

- A. supervision policies in the Security & Compliance admin center
- B. access reviews in the Azure Active Directory admin center
- C. eDiscovery cases in the Security & Compliance admin center
- D. usage reports in the Microsoft Teams admin center

Answer: B

Explanation:

Question: 86

HOTSPOT

Your company has a Microsoft 365 subscription that uses Phone System.

You need to configure Microsoft Teams to meet the following requirements:

Ensure that calls to the company's sales department are routed to multiple users in the sales department.
Ensure that calls to the company's marketing department are routed to multiple users in the marketing department.

Outside of business hours, ensure that calls from PSTN users receive a custom greeting.

During business hours, ensure that calls from PSTN users can be received by the sales and marketing department

users.

What is the minimum number of auto attendants and call queues you should configure to meet the requirements?
To answer, select the appropriate options in the answer area.

NOTE: Each correct selection is worth one point.

Auto attendants:

	▼
0	
1	
2	
3	

Call queues:

	▼
0	
1	
2	
3	

Answer:

Explanation:

Auto attendants:

	▼
0	
2	
3	

Call queues:

0
1
3

Reference:

<https://docs.microsoft.com/en-us/microsoftteams/what-are-phone-system-auto-attendants>

<https://docs.microsoft.com/en-us/microsoftteams/create-a-phone-system-call-queue>

Question: 87
HOTSPOT

Your company has a Microsoft 365 subscription.

You need to configure Microsoft Teams to meet the requirements shown in the following table.

Requirement name	Requirement
Requirement1	Presenters must be able to record large meetings that contain 1,000 participants or more.
Requirement2	Anonymous users must be able to join Microsoft Teams meetings.
Requirements	Presenters must be prevented from sharing an entire screen during Microsoft Teams meeting.

What should you configure for each requirement!? To answer, select the appropriate options in the answer area.

NOTE: Each correct selection is worth one point.

Requirement1:

	▼
Live event policies	
Live events settings	
Meeting policies	
Meeting settings	

Requirement2:

	▼
Live event policies	
Live events settings	
Meeting policies	
Meeting settings	

Requirement3:

	▼
Live event policies	
Live events settings	
Meeting policies	
Meeting settings	

Answer:

Explanation:

1. Live events policy 2. Meetings settings 3. Meetings policy

Question: 88

Your company has a Microsoft Office 365 subscription.

The company has the departments and teams shown in the following table.

Department name	Team name
Sales	Teams1
Finance	Teams2
HR	Teams3

You need to recommend which policies must be created to meet the following requirements:

Users in the HR department must be prevented from sending messages marked as Urgent.
Users in the finance department must be able to send messages marked as Urgent.
Users in the finance department must be able to delete sent messages.
The solution must only affect the HR department users and the finance department users.
What is the minimum number of policies you should recommend?

- A. two messaging policies
- B. one messaging policy and one permission policy
- C. one permission policy only
- D. two permission policies
- E. one messaging policy only

Answer: A

Explanation:

Question: 89

HOTSPOT

Your company has a Microsoft Office 365 subscription.

The company has offices in France, United States, and Belgium.

You plan to implement Phone System to meet the following requirements:

The office in Belgium must use SIP trunks from the current telecommunication provider.

The office in France must integrate the phone number range and an on-premises IP-PBX.

The office in the United States must minimize the infrastructure required to deploy the planned Phone System.

You need to recommend which PSTN connectivity meets the requirements.

Which PSTN connectivity should you recommend for each office? To answer, select the appropriate options in the answer area.

NOTE: Each correct selection is worth one point.

France:

	▼
Calling Plans	
Direct Routing	

Belgium:

	▼
Calling Plans	
Direct Routing	

United States:

	▼
Calling Plans	
Direct Routing	

Answer:

Explanation:

France:

	▼
Calling Plans	
Direct Routing	

Belgium:

	▼
Calling Plans	
Direct Routing	

United States:

	▼
Calling Plans	
Direct Routing	

Question: 90

Your company has a Microsoft 365 subscription.

A user invites an external user to join a Microsoft Teams meeting by using a Microsoft Outlook meeting invitation.

The external user cannot join the meeting.

You need to ensure that all external users can join Microsoft Team meetings.

What should you do from the Microsoft Teams admin center?

- A. From Guest access in the Org-wide settings, set Allow guest access in Microsoft Teams to On.
- B. Edit the Meeting settings and set Anonymous users can join a meeting to On.
- C. Edit the global meeting policy and set Allow scheduling private meetings to On.
- D. Edit the live events policy and set Who can join live events to Everyone.

Answer: B

Explanation:

Reference:

<https://docs.microsoft.com/en-us/microsoftteams/meeting-settings-in-teams>

Question: 91

HOTSPOT

Your company has a Microsoft 365 subscription that uses Phone System.

You need to configure the environment to meet the following requirements:

Only users in the company's sales department must have Call forwarding and simultaneous ringing to external phone numbers set to Off.

Only users in the marketing department must have Inbound calls can be routed to call groups set to Off.

All outbound calls to the PSTN must use the auto attendant number as the caller ID.

What is the minimum number of policies that should be created? To answer, select the appropriate options in the answer area.

NOTE: Each correct selection is worth one point.

Caller ID policies:

	▼
0	
1	
2	

Call park policies:

	▼
0	
1	
2	

Calling policies:

	▼
0	
1	
2	

Answer:

Explanation:

Caller ID policies:

	▼
0	
1	
2	

Call park policies:

	▼
0	
1	
2	

Calling policies:

	▼
0	
1	
2	

Question: 92

Your company has a Microsoft 365 subscription.

A user named User5 cannot establish call from Microsoft Teams.

You review the Microsoft Teams client for User5 and discover that the dial pad is unavailable.

Other users at the company can establish calls successfully.

You need to ensure that User5 can establish calls.

Which two actions should you perform? Each correct answer represents part of the solution.

NOTE: Each correct selection is worth one point.

- A. Modify the caller ID properties of User5.
- B. Assign a Phone System license to User5.
- C. Assign a SIP address to User5.
- D. Assign an app setup policy to User5.
- E. Enable User5 for Enterprise Voice.

Answer: BE

Explanation:

Question: 93

Your company has a Microsoft 365 subscription.

The company plans to host Microsoft Teams live events for groups of users larger than 5,000.

You need to recommend a solution that minimizes the bandwidth required to stream the events. What should you include in the recommendation?

- A. a Session Border Controller (SBC)
- B. a third-party encoder
- C. an eCDN provider
- D. a Cloud Video Interop (CVI)

Answer: C

Explanation:

Reference:

<https://docs.microsoft.com/en-us/stream/network-overview>

Question: 94

Your company has a Microsoft 365 subscription.

You need to prevent users from using Microsoft Teams to communicate with users in a partner company that uses an email domain named litewareinc.com.

What should you do from the Microsoft Teams admin center?

- A. Turn off guest access.
- B. Create a new messaging policy.
- C. Modify the External access settings.

D. Create a new meeting policy.

Answer: C

Explanation:

Question: 95

Your company has a Microsoft 365 subscription.
The company has a main office in Chicago.
The company opens a new office in Toronto that has 500 users.
You need to ensure that the correct address is available to emergency responders.
What should you do?

- A. Create a configuration profile and assign the profile to the device of each user.
- B. Add an emergency address, and then modify each phone number.
- C. Add an emergency address, and then modify each user.
- D. Create a calling policy and assign the policy to each user.

Answer: B

Explanation:

<https://docs.microsoft.com/en-us/microsoftteams/assign-change-emergency-location-user>

Question: 96

Your company has a Microsoft 365 tenant.
Guest users report that they cannot access files or Microsoft OneNote from Microsoft Teams. The guest users can access channels, chats, and conversations.
You need to ensure that the guest users can access the files and OneNote from Microsoft Teams.
For what should you configure external sharing?

- A. Microsoft Teams
- B. Microsoft SharePoint Online
- C. Microsoft OneDrive for Business
- D. Microsoft Yammer.

Answer: B

Explanation:

Question: 97

Your company has a Microsoft 365 subscription that uses Phone System and Calling Plans.
You plan to implement a toll phone number for the helpdesk.
You need to implement the following call features for the helpdesk phone number:

Must include a greeting and hold music

Must bypass menu options when a call is established to the helpdesk

What two resources should you create? Each correct answer presents part of the solution.

NOTE: Each correct selection is worth one point.

- A. a call queue
- B. a call park
- C. an auto attendant
- D. a resource account
- E. a calling policy

Answer: AC

Explanation:

<https://docs.microsoft.com/en-us/microsoftteams/create-a-phone-system-call-queue>

<https://docs.microsoft.com/en-us/microsoftteams/teams-calling-policy>

Question: 98

You have an org wide team named Team1.

The members of Team1 report that they receive an excessive amount of notifications from channel messages.

You need to reduce the amount of notifications by implementing the following changes:

Allow only global administrators to create new posts in the General channel.

Prevent @members for the org-wide team members.

Which two actions should you perform from the Microsoft Teams client? Each correct answer presents part of the solution.

NOTE: Each correct selection is worth one point.

- A. From the Team1 settings, clear Give members the option to edit their messages.
- B. From the General Channel settings of Team1, set the channel moderation preference to Anyone can post; show alert that postings will notify everyone (recommended for large teams).
- C. From the General Channel settings of Team1, set the channel moderation preference to Only owners can post messages.
- D. From the Team1 settings, disable all the Fun stuff settings.
- E. From the Team1 settings, set Show members the option to @team or @[team name] to Off.

Answer: CE

Explanation:

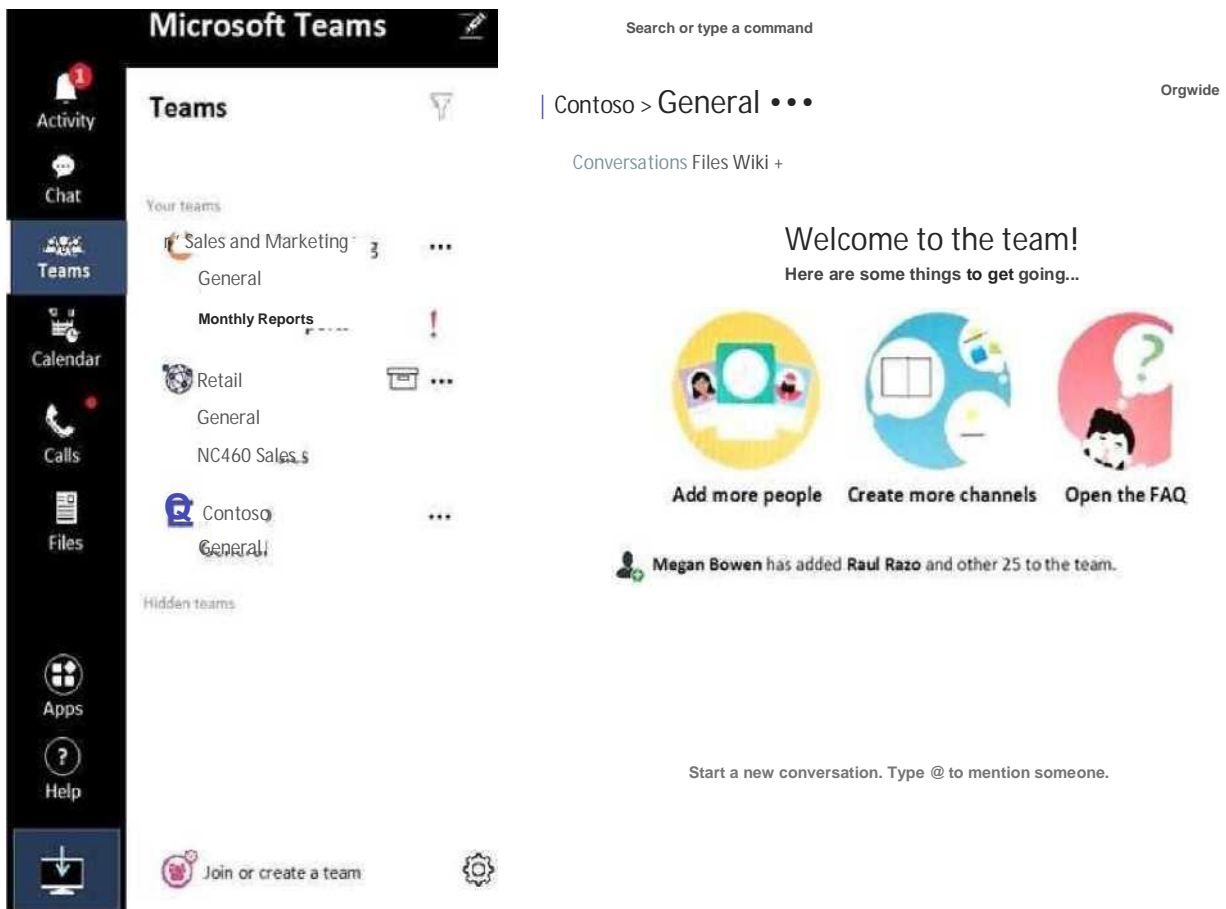
Reference:

<https://docs.microsoft.com/en-us/microsoftteams/create-an-org-wide-team>

Question: 99

Your company has a Microsoft 365 subscription.

From the Microsoft Teams client, you review the teams shown in the exhibit. (Click the Exhibit tab.)



Members of the Retail team report that they cannot create channels.

You need to ensure that the Retail team members can create channels.

Which two actions should you perform? Each correct answer presents a complete solution.

NOTE: Each correct selection is worth one point.

A. From the Azure Active Directory admin center, change the membership type of the Office 365

group for the Retail team to Assigned.

B. From the Microsoft Teams client, promote all the Retail team members to an owner role.

- C. From the Microsoft Teams admin center, unarchive the Retail team.
- D. Instruct the Retail team owner to restore the team by using the Microsoft Teams client.
- E. From PowerShell, modify the information barrier policy.

Answer: CD

Explanation:

<https://support.microsoft.com/en-us/office/archive-or-restore-a-team-dc161cfd-b328-440f-974b-5da5bd98b5a7>

Question: 100

Your company has a Microsoft subscription.

The Microsoft 365 tenant uses a domain named contoso.com.

You need to ensure that team channels can receive email only from users in the company and email addresses that use an email domain named @fabrikam.com.

What should you modify?

- A. the External collaboration settings in the Azure Active Directory admin center
- B. the list of accepted domains in Microsoft Exchange Online
- C. the org-wide Teams settings
- D. the global teams policy

Answer: C

Explanation:

Question: 101

Your company has a Microsoft 365 subscription that contains a team named Sales.

You need to recommend a solution to ensure that all guest users who are members of Sales receive an email message each year to verify that they want to remain in the team.

What should you include in the recommendation?

- A. an identity provider
- B. a Microsoft Outlook add-in
- C. a supervision policy
- D. an access review

Answer: D

Explanation:

Question: 102

HOTSPOT

Your company has a Microsoft Office 365 subscription.

The company has three departments. Each department contains a group as shown in the following table.

Department name	Type
HR	Distribution
R&D	Global security
Sales	Universal security

You plan to create a team for each group.

You need to ensure that a team can be created for each group. The solution must minimize **administrative effort**.

What should you do to each group? To answer, select the appropriate options in the answer area.

NOTE: Each correct selection is worth one point.

HR:

	▼
Change the group to an Office 365 group.	
Recreate the group as an Office 365 group.	
Change the group to a security group.	

R&D:

	▼
Change the group to an Office 365 group.	
Recreate the group as an Office 365 group.	
Change the group to a universal group.	

Sales:

	▼
Change the group to an Office 365 group.	
Recreate the group as an Office 365 group.	
Change the group to a global group.	

Answer:

Explanation:

HR:

	▼
Change the group to an Office 365 group.	
Recreate the group as an Office 365 group.	
Change the group to a security group.	

R&D:

	▼
Change the group to an Office 365 group.	
Recreate the group as an Office 365 group.	
Change the group to a universal group.	

Sales:

	▼
Change the group to an Office 365 group.	
Recreate the group as an Office 365 group.	
Change the group to a global group.	

Question: 103

DRAG DROP

Your company has a custom Microsoft Teams app named App1.

You need to deploy App1. The solution must ensure that App1 appears as the first item on the app bar of the Microsoft Teams client.

Which four actions should you perform in sequence? To answer, move the actions from the list of actions to the answer area and arrange them in the correct order.

Actions

From the Microsoft Teams client,upload App1.

From the Microsoft Teams admin center,set Allow interaction with custom apps to **On**.

From the Microsoft Teams admin center,modify the list of pinned apps.

From the app setup policy in the Microsoft Teams admin center, add App1 as a pinned app.

From the app permission policy in the Microsoft Teams admin center set,the Microsoft apps setting to **Allow all apps**.

From the app permission policy in the Microsoft Teams admin center,set the Third-party apps setting to **Allow all apps**.

Answer Area

Answer:

Explanation:

From the Microsoft Teams admin center,set Allow interaction with custom apps to **On**.

From the Microsoft Teams client,upload App1.

From the app setup policy in the Microsoft Teams admin center, add App1 as a pinned app.

From the Microsoft Teams admin center,modify the list of pinned apps.

Reference:

<https://docs.microsoft.com/en-us/microsoftteams/teams-custom-app-policies-and-settings>

Question: 104

Your company has a Microsoft 365 subscription.

You have a team that uses the following dynamic rule.

```
(user.department -contains "Sales" -or user.department -contains "Marketing")
```

```
-and (user.userType -Contains "Guest") -and (user.country -eq "us")
```

Which user will be included in the group?

- A. A guest user in a department named Global Sales that has the country attribute set to USA.
- B. A member user in a department named Marketing Division that has the country attribute set to USA.
- C. A member user in a department named Marketing/Sales that has the country attribute set to US.
- D. A guest user in a department named US Marketing Division that has the country attribute set to US.

Answer: D

Explanation:

<https://docs.microsoft.com/en-us/azure/active-directory/users-groups-roles/groups-dynamic-membership>

Question: 105

Your company has a Microsoft 365 subscription.

The company has a group named Sales.

You need to configure Microsoft Teams for the Sales group. The solution must meet the following requirements:

Ensure that only the Activity, Shifts, Chat, and Calling apps are always visible in the app bar of the Microsoft Teams client.

Prevent only the users in the company's sales department from adding other apps to Microsoft Teams.

Which two actions should you perform? Each correct answer presents part of the solution.

NOTE: Each correct selection is worth one point.

- A. Modify the global app setup policy.
- B. Modify the global app permission policy.
- C. Create an app setup policy.
- D. Modify the org-wide Teams settings.
- E. Create an app permission policy.

Answer: CE

Explanation:

Reference:

<https://docs.microsoft.com/en-us/microsoftteams/teams-app-permission-policies>

Question: 106

Your company has a Microsoft 365 subscription.

The company uses Microsoft Teams.

You need to ensure that only Microsoft apps can be used in Microsoft Teams.

What should you do from the Microsoft Teams admin center?

- A. From the global app setup policy, disable the Upload custom apps setting.
- B. From the Org-wide app settings, disable the Allow interaction with custom apps setting.
- C. From the Org-wide app settings, disable the Allow third party or custom apps setting.
- D. From the global app permission policy, enable the Allow All Apps setting for Microsoft apps.

Answer: C

Explanation:

Reference:

<https://docs.microsoft.com/en-us/microsoftteams/teams-custom-app-policies-and-settings#org-wide-custom-app-setting>

Question: 107

HOTSPOT

You are Microsoft Teams administrator for your company.

You have the Org-wide app settings shown in the App Settings exhibit. (Click the App Settings tab.)

Org-wide app settings

Third party apps

A

You can control which third party apps can be installed for your organization.

[Learn more](#)

Allow third party or custom apps j) [Con](#)

Allow any new third party apps published to the store by default (T)

On

Custom apps

If your organization requires apps other than those available in the teams Apps store, custom apps can be developed as app packages and uploaded. [Learn more](#)

Allow interaction with custom apps u [Con](#)

Blocked apps (1)

Search for apps you want to block across your organization or to see a list of apps go to [Teams app store](#).



The company's global app permission policy is configured as shown in the Permission Policy exhibit. (Click the Permission Policy tab.)

Global

Description

Microsoft apps

Choose which teams apps published by Microsoft or its partners can be installed by your users.

Q Allow specific apps block all others

+ Add apps

Remov 2 items

<u>√</u>	Allowed apps	App ID	Distributor
	Flow	c3a!996d-dbOf-4857-a6ea-7aabf0266b00	Microsoft Corp.
	^ Planner	com.microsoft.teams.tab.planner	Microsoft Corp.

Third Party apps

Choose which Teams apps published by a third party that can be installed by your users.

0 Block all apps

Tenant apps

Choose which tenant apps can be installed by your users.

0 Block all apps

The company's global app setup policy is configured as shown in the Setup Policy exhibit. (Click the Setup Policy tab.)

Global

Description

Upload custom apps i








On

Pinned Apps

Choose the order that apps are pinned in the Tenant app navigation bar.

- | -Add apps i Move up

. Move down • Remove 7 items

5 Name	App ID	Distributor
 Activity	14d6962d-6eeb-4f48-8890-de55454bbl36	Microsoft
 Planner	com.microsoft.teamspace.tab.planner	Microsoft Corp
 Chat	86fcd49b-61a2-4701-b771-54728cd291fb	Microsoft
 Teams	2a84919f-59d8-4441-a975-2a8c2643b741	Microsoft
 Calendar	ef56c0de-36fc-4ef8-b417-3d82ba9d073c	Microsoft
 Calling	20c3440d-c67e-4420-9f80-0e50c39693df	Microsoft
 Files	5af6a76b-40fc-4bal-af-af29-8f49b08e44fd	Microsoft

For each of the following statements, select Yes if the statement is true. Otherwise, select No.

NOTE: Each correct selection is worth one point.

Statements	Yes	No
Team members can upload apps from the Microsoft Teams client.	<input type="radio"/>	<input type="radio"/>
All team members can add the Microsoft Flow app to a team.	<input type="radio"/>	<input type="radio"/>
All team members can add the Microsoft Planner app to a team.	<input type="radio"/>	<input type="radio"/>

Answer:

Explanation:

YES
YES
YES

Reference:

<https://docs.microsoft.com/en-us/microsoftteams/teams-app-permission-policies>

<https://office365itpros.com/2019/08/12/using-teams-app-permission-policies/>

Question: 108

Note: This question is part of a series of questions that present the same scenario. Each question in the series contains a unique solution that might meet the stated goals. Some question sets might have more than one correct solution, while others might not have a correct solution.

After you answer a question in this section, you will NOT be able to return to it. As a result, these questions will not appear in the review screen.

You have a Microsoft 365 subscription that contains several Microsoft SharePoint Online sites.

You need to ensure that the content stored in a SharePoint modern team site named Sales is available from Microsoft Teams. The solution must ensure that when a new channel is added to a team, a folder for the channel is created in the Sales site.

Solution: From a team, you add a tab for the Sales site.

Does this meet the goal?

- A. Yes
- B. No

Answer: B

Explanation:

<https://support.office.com/en-us/article/Create-a-Microsoft-Team-from-SharePoint-545973b6-c38f-426a-b2b6-16405a561628>

Question: 109

Note: This question is part of a series of questions that present the same scenario. Each question in the series contains a unique solution that might meet the stated goals. Some question sets might

have more than one correct solution, while others might not have a correct solution.

After you answer a question in this section, you will NOT be able to return to it. As a result, these questions will not appear in the review screen.

You have a Microsoft 365 subscription that contains several Microsoft SharePoint Online sites.

You need to ensure that the content stored in a SharePoint modern team site named Sales is available from Microsoft Teams. The solution must ensure that when a new channel is added to a team, a folder for the channel is created in the Sales site.

Solution: From the Microsoft Teams client, you create a new team and select Create from an existing Office 365 group or team.

Does this meet the goal?

- A. Yes
- B. No

Answer: A

Explanation:

<https://support.microsoft.com/en-us/office/create-a-team-from-an-existing-group-24ec428e-40d7-4a1a-ab87-29be7d145865>

Question: 110

Note: This question is part of a series of questions that present the same scenario. Each question in the series contains a unique solution that might meet the stated goals. Some question sets might have more than one correct solution, while others might not have a correct solution.

After you answer a question in this section, you will NOT be able to return to it. As a result, these questions will not appear in the review screen.

You have a Microsoft 365 subscription that contains several Microsoft SharePoint Online sites.

You need to ensure that the content stored in a SharePoint modern team site named Sales is available from Microsoft Teams. The solution must ensure that when a new channel is added to a team, a folder for the channel is created in the Sales site.

Solution: From the Sales site, you use the Create a Team option.

Does this meet the goal?

- A. Yes
- B. No

Answer: B

Explanation:

Reference:

<https://techcommunity.microsoft.com/t5/microsoft-sharepoint-blog/what-is-modern-sharepoint-and-why-should-i-care/ba-p/161941>

Question: 111

Note: This question is part of a series of questions that present the same scenario. Each question in the series contains a unique solution that might meet the stated goals. Some question sets might have more than one correct solution, while others might not have a correct solution.

After you answer a question in this section, you will NOT be able to return to it. As a result, these questions will not appear in the review screen.

Your company has a Microsoft 365 subscription and a Virtual Desktop Infrastructure (VDI) solution.

The company's Microsoft Teams upgrade policy is set to Teams only coexistence mode.

You deploy the Microsoft Installer (MSI) package for Microsoft Teams to the VDI solution.

Several months later, users of the VDI solution report that their workstation is missing several new Microsoft Teams features.

You need to ensure that the VDI solution users can use the new Microsoft Teams features.

Solution: You run the Grant-CsTeamsUpgradePolicy cmdlet and specify the -PolicyName parameter.

Does this meet the goal?

- A. Yes
- B. No

Answer: B

Explanation:

Reference:

<https://docs.microsoft.com/en-us/microsoftteams/teams-client-update>

<https://docs.microsoft.com/en-us/microsoftteams/teams-for-vdi#install-teams-on-vdi>

Question: 112

Note: This question is part of a series of questions that present the same scenario. Each question in the series contains a unique solution that might meet the stated goals. Some question sets might have more than one correct solution, while others might not have a correct solution.

After you answer a question in this section, you will NOT be able to return to it. As a result, these questions will not appear in the review screen.

Your company has a Microsoft 365 subscription and a Virtual Desktop Infrastructure (VDI) solution.

The company's Microsoft Teams upgrade policy is set to Teams only coexistence mode.

You deploy the Microsoft Installer (MSI) package for Microsoft Teams to the VDI solution.

Several months later, users of the VDI solution report that their workstation is missing several new Microsoft Teams features.

You need to ensure that the VDI solution users can use the new Microsoft Teams features.

Solution: You uninstall the Microsoft Teams MSI package, and then reinstall a new Microsoft Teams MSI package.

Does this meet the goal?

- A. Yes
- B. No

Answer: A

Explanation:

Reference:

<https://docs.microsoft.com/en-us/microsoftteams/teams-client-update>

<https://docs.microsoft.com/en-us/microsoftteams/teams-for-vdi#install-teams-on-vdi>

Question: 113

Note: This question is part of a series of questions that present the same scenario. Each question in the series contains a unique solution that might meet the stated goals. Some question sets might have more than one correct solution, while others might not have a correct solution.

After you answer a question in this section, you will NOT be able to return to it. As a result, these questions will not appear in the review screen.

You company has a Microsoft 365 subscription and a Virtual Desktop Infrastructure (VDI) solution.

The company's Microsoft Teams upgrade policy is set to Teams only coexistence mode.

You deploy the Microsoft Installer (MSI) package for Microsoft Teams to the VDI solution.

Several months later, users of the VDI solution report that their workstation is missing several new Microsoft Teams features.

You need to ensure that the VDI solution users can use the new Microsoft Teams features.

Solution: You run the Get-WUInstall cmdlet and specify the -AcceptAll parameter.

Does this meet the goal?

- A. Yes
- B. No

Answer: B

Explanation:

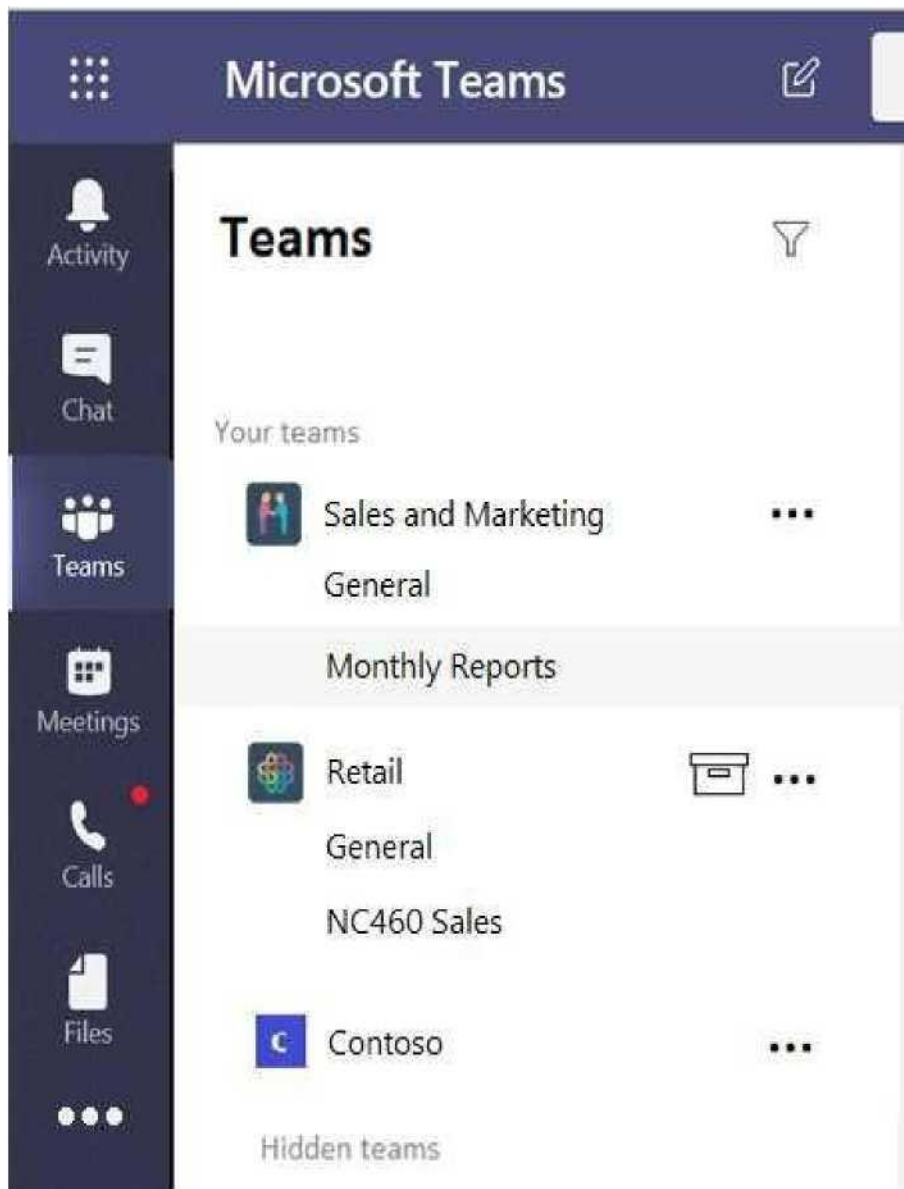
Reference:

<https://docs.microsoft.com/en-us/microsoftteams/teams-client-update>

<https://docs.microsoft.com/en-us/microsoftteams/teams-for-vdi#install-teams-on-vdi>

Question: 114

You company has a Microsoft 365 subscription that contains the teams shown in the following exhibit.



Guest users report that they cannot create posts in Monthly Reports.

You need to ensure that the guest users can post to Monthly Reports.

What should you do?

- A. From the Microsoft Teams client, modify the privacy setting.
- B. From the Microsoft Teams admin center, modify the Guest access settings.
- C. From the Microsoft Teams client, modify the channel moderation preferences.
- D. From the Microsoft Teams admin center, modify the messaging policy.

Answer: B

Explanation:

Reference:

<https://docs.microsoft.com/en-us/microsoft-365/solutions/collaborate-as-team?view=o365-worldwide>

Question: 115

Your company has a Microsoft 365 subscription.

All users have computers that run Windows 10. The computers are joined to Azure Active Directory (Azure AD) and enrolled in Microsoft Intune. All the users are standard users.

The company plans to start using Microsoft Teams.

You need to deploy the Microsoft Teams client to the computers.

What should you use?

- A. an Azure AD app registration
- B. a domain-based Group Policy Object (GPO)
- C. Azure App Service
- D. an app in Microsoft Intune

Answer: D

Explanation:

<https://www.robinhobo.com/how-to-deploy-the-microsoft-teams-desktop-client-with-microsoft-intune/>

Question: 116

DRAG DROP

Your company has a Microsoft 365 subscription.

You need to prevent guest users from creating or updating channels.

How should you complete the PowerShell script? To answer, drag the appropriate options to the correct targets. Each option may be used once, more than once, or not at all. You may need to drag the split bar between panes or scroll to view content.

NOTE: Each correct selection is worth one point.

Terms

- Get-AzureADGroup
- Get-AzureADUser
- Get-Team
- Set-AzureADGroup
- Set-AzureADUser
- Set-Team

Answer Area

Value | Value -AllowGuestCreateUpdateChannels \$false

Answer:

Explanation:

Answer Area

Get-Team | | Set-Team -AllowGuestCreateUpdateChannels \$false

Reference:

<https://docs.microsoft.com/en-us/powershell/module/teams/get-team?view=teams-ps>

<https://docs.microsoft.com/en-us/powershell/module/teams/set-team?view=teams-ps>

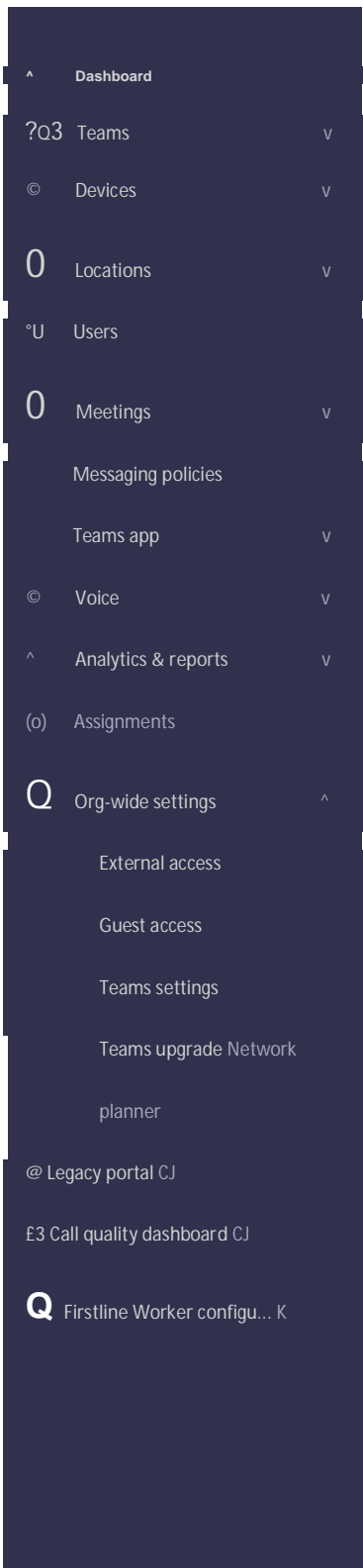
Question: 117

HOTSPOT

Your company has a Microsoft Office 365 subscription.

All users use an email domain named @adatum.com.

You have the guest access settings shown in the Guest Access exhibit. (Click the Guest Access tab.)



Guest access

Guest access in Teams lets people outside your organization access teams and channels. You can use the settings below to control which features guest users can or can't use. [Learn more](#)

Allow guest access in Teams On

Calling

Manage calling specific controls for guest users.

Make private calls On

Meeting

Turn on or turn off settings for guests in meetings.

Allow IP video On

Screen sharing mode Disabled

Allow Meet Now On

Messaging

Turn on or turn off settings for guests in chats or channel conversations.

Edit sent messages On

Delete sent messages On

Chat On

Use Giphys in conversations Off

Giphy content rating Strict

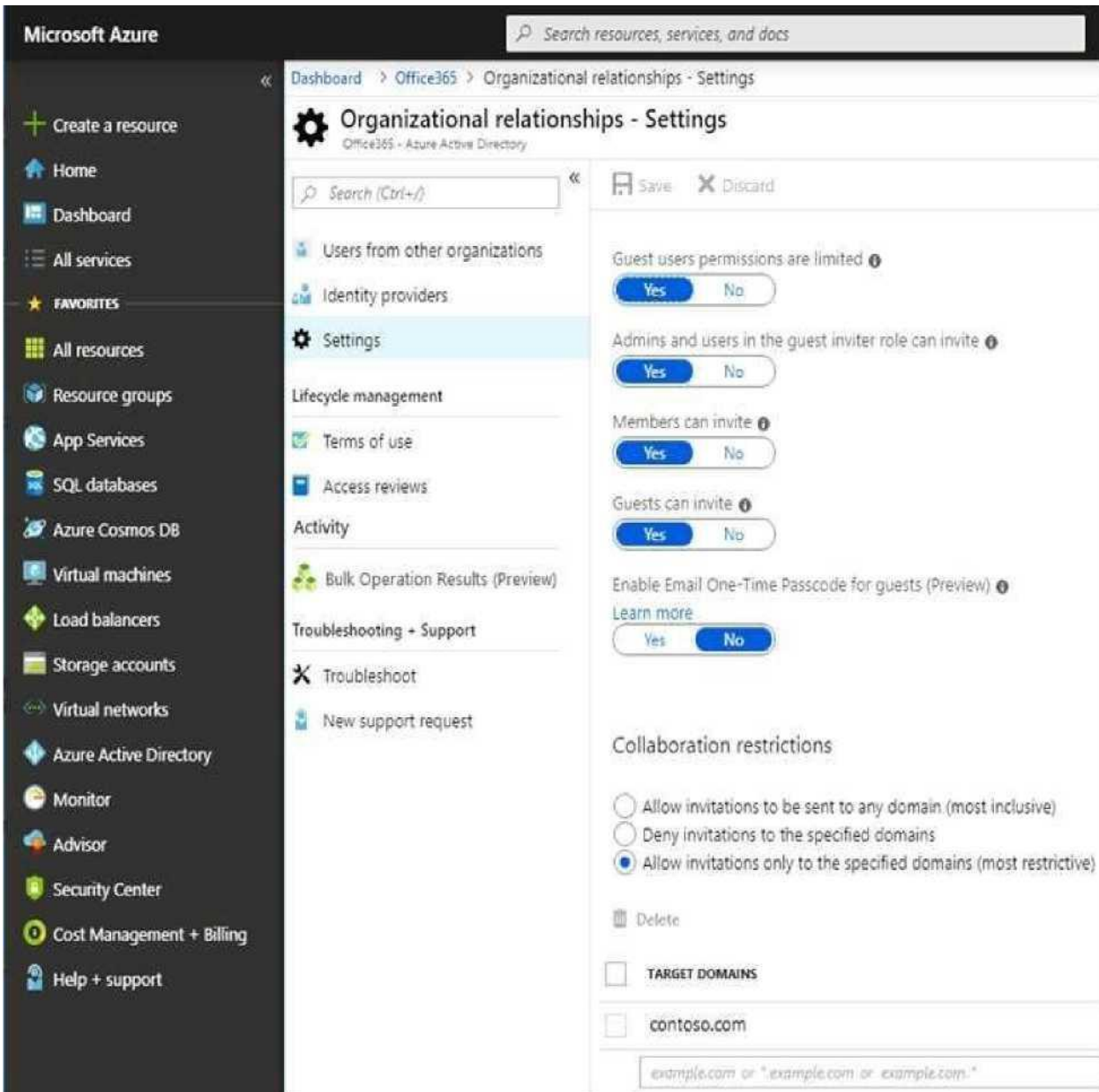
Use Memes in conversations On

Use Stickers in conversations Off

Allow immersive reader for viewing messages On

Save

You have the organizational relationship settings shown in the Organizational Relationship exhibit. (Click Organizational Relationship tab.)



You have a meeting policy that is configured as shown in the Meeting Policy exhibit. (Click the Meeting Policy tab.)

Content sharing

Content sharing settings let you control the different types of content that can be used during Teams meetings that are held in your organization. [Learn more](#)

Screen sharing mode	Entire screen
Allow a participant to give or request control	<input checked="" type="checkbox"/> On ^{0,1}
Allow an external participant to give or request control	<input type="checkbox"/> Off
Allow PowerPoint sharing	<input checked="" type="checkbox"/> On ⁰
Allow whiteboard ^Q	<input checked="" type="checkbox"/> On
Allow shared notes ^Q	<input checked="" type="checkbox"/> On

For each of the following statements, select Yes if the statement is true. Otherwise, select No.

NOTE: Each correct selection is worth one point.

Statements	Yes	No
Users at your company can share their screen with guest users during meetings.	<input type="radio"/>	<input type="radio"/>
Users at your company can add users from a company that uses an email domain of fabnkam.com to teams.	<input type="radio"/>	<input type="radio"/>
Users at your company can add users from a company that uses an email domain of contoso.com to teams	<input type="radio"/>	<input type="radio"/>

Answer:

Explanation:

Statements	Yes	No
Users at your company can share their screen with guest users o during meetings.		0
Users at your company can add users from a company that uses o an email domain offabrikam.com to teams		0
Users at your company can add users from a company that uses o an email domain of contoso com to teams		0

Reference:

<https://docs.microsoft.com/en-us/azure/active-directory/b2b/allow-deny-list>

Question: 118

You manage the Microsoft Teams environment for your company.

Several users report poor call quality.

You need to ensure that a user named Admin5 can review the call quality metrics of all the users at the company. The solution must use the principle of least privilege.

Which role should you assign to Admin5?

- A. Teams Service Administrator
- B. Teams Communications Support Engineer
- C. Teams Communications Support Specialist
- D. Teams Communications Administrator

Answer: B

Explanation:

Reference:

<https://docs.microsoft.com/en-us/microsoftteams/using-admin-roles>

Question: 119

HOTSPOT

Your company has a Microsoft Office 365 subscription.

A user reports that a conference call on October 2 had poor audio quality.

You view the call history as shown in the Call History exhibit. (Click the Call History tab.)

Account Voice

Policies

Start time	When	Participants	Duration	Activity type J;	Client	Audio quality
Oct 2, 2019.7:58 AM CDT	yesterday	12 Participants	08:33:18	Conference	Microsoft Teams	Poor
Oct 1.2019. 7:15 AM CDT	2 days ago	10 Participants	10:08:14	Conference	Microsoft Teams	Poor
Sep 30, 2019. 2:25 PM CDT	3 days ago	1 Participant	00:02:46	Conference	Skype for Business	Good A
Sep 30, 2019. 10:30 AM CDT	3 days ago	1 Participant	00:01:06	Conference	Microsoft Teams	Good
Sep 30, 2019. 7:11 AM CDT	3 days ago	10 Participants	09:46:12	Conference	Microsoft Teams	Good A
Sep 27.2019. 9:45 AM CDT	6 days ago	17 Participants	03:25:28	Conference	Microsoft Teams	Good A

You view the call analytics as shown in the Call Analytics exhibit. (Click the Call Analytics tab.)

\$3 Oct 2, 2019 7:58 AM CDT

Meeting status
Complete

Meeting type
Microsoft Teams

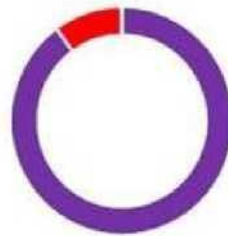
Organizer

 Unknown

Participants

10

MEETING AUDIO QUALITY



MEETING DETAILS

0 Issues found

12 Participants

08:33:18 Duration

Session start time	Participant	Session type	Duration	Audio quality t
Oct 2, 2019. 8:02 AM CDT	Unknown	Desktop sharing. Audio	00:14:58	Good
Oct 2, 2019. 8:17 AM CDT	Unknown	Desktop sharing. Audio	00:04:21	Good
Oct 2, 2019. 8:22 AM CDT	Unknown	Desktop sharing. Audio. Vi...	01:40:59	Good
Oct 2, 2019. 10:19 AM CDT	Unknown	Desktop sharing. Audio. Vi...	01:06:52	Good
Oct 2, 2019. 12:12 PM CDT	Unknown	Desktop sharing. Audio. Vi...	00:37:57	Good
Oct 2 2019. 12:50 PM CDT	Unknown	Desktop sharing. Audio, Vi...	03:15:59	Good
Oct 2, 2019. 8:00 AM CDT	Unknown	Desktop sharing. Audio. Vi...	02:27:01	Good

For each of the following statements, select Yes if the statement is true. Otherwise, select No.

NOTE: Each correct selection is worth one point.

Statements	Yes	No
On October 2, all participants experienced good quality audio during the conference call.	<input type="radio"/>	<input checked="" type="radio"/>
On October 2, some participants on the conference call were external users.	<input type="radio"/>	<input type="radio"/>
The organizer of the October 2 meeting is a user at the company.	<input type="radio"/>	<input type="radio"/>

Answer:

Explanation:

Statements	Yes	No
On October 2, all participants experienced good quality audio during the conference call.	<input type="radio"/>	<input type="radio"/>
On October 2, some participants on the conference call were external users.	<input type="radio"/>	<input type="radio"/>
The organizer of the October 2 meeting is a user at the company.	<input type="radio"/>	<input type="radio"/>

Question: 120

Your company deploys a Quality of Service (QoS) solution to its network.

You recently deployed Microsoft Teams for all users. Each user uses a domain-joined computer that runs Windows 10.

The users report poor audio quality when they use Microsoft Teams from the network.

You discover that the media traffic from Microsoft Teams is NOT processed by the QoS solution.

You need to ensure that all the media traffic is processed by the QoS solution.

Which two actions should you perform? Each correct solution presents part of the solution.

NOTE: Each correct selection is worth one point.

- A. From the Microsoft Teams admin center, set Insert Quality of Service (QoS) markers for real-time media traffic to On.
- B. From the Microsoft Teams client, select a certified Microsoft Teams audio device.
- C. From PowerShell, run the Set-CsQoEConfiguration cmdlet.
- D. From Group Policy Management, create a Group Policy Object (GPO) that contains the Policy based QoS settings, and then link the GPO to the domain.
- E. From the Microsoft Teams admin center, turn on logging for the device configuration profile.

Answer: AD

Explanation:

Reference:

<https://docs.microsoft.com/en-us/microsoftteams/qos-in-teams>

<https://docs.microsoft.com/en-us/microsoftteams/meeting-settings-in-teams>

Question: 121

HOTSPOT

You have a Microsoft 365 subscription.

You need to create the call queues shown in the following table.

Queue name	Description
CQ1	Balances incoming calls so that each call agent gets the same number of calls.
CQ2	The first call in the queue rings all call agents simultaneously.

Which routing method should you configure for each call queue? To answer, select the appropriate options in the answer area.

NOTE: Each correct selection is worth one point.

CQ1:

	▼
Attendant routing	
Round robin	
Serial routing	

CQ2:

	▼
Attendant routing	
Round robin	
Serial routing	

Answer:

Explanation:

CQ1:

	▼
Attendant routing	
Round robin	
Serial routing	

CQ2:

	▼
Attendant routing	
Round robin	
Serial routing	

Reference:

<https://docs.microsoft.com/en-us/microsoftteams/create-a-phone-system-call-queue>

Question: 122

Your company has a Microsoft 365 subscription.

You plan to enable users to book meetings in several of the company's conference rooms by using the Microsoft Teams client.

You need to create the required resources in Microsoft 365 for the conference rooms.

What should you create for each conference room?

- A. a team
- B. a resource mailbox
- C. an auto attendant
- D. an Office 365 group

Answer: A

Explanation:

Reference:

<https://docs.microsoft.com/en-us/microsoftteams/rooms/rooms-deploy>

Question: 123

You plan to implement a pilot project on Phone System for 100 users.

The pilot project will use a Microsoft Calling Plan.

You need to ensure that the users can establish calls to the PSTN.

Which cmdlets should you run?

- A. Set-AzureADUserLicense, Set-CSUser, and Set-AzureADUser
- B. Grant-CsOnlineVoiceRoutingPolicy, Set-CsOnlineVoiceUser, and Set-CSUser
- C. Set-AzureADUser, Grant-CsOnlineVoiceRoutingPolicy, and Set-CsOnlineVoiceUser
- D. Set-AzureADUserLicense, Set-CsOnlineVoiceUser, and Set-CSUser

Answer: D

Explanation:

A Microsoft Calling plan requires an additional license. The three cmdlets in this answer assign a phone system license to the user, assigns a phone number to the user and enables the user for Enterprise Voice.

Reference:

<https://docs.microsoft.com/en-us/microsoftteams/calling-plans-for-office-365>

<https://docs.microsoft.com/en-us/microsoftteams/set-up-calling-plans>

Question: 124

HOTSPOT

Your company has a Microsoft 365 subscription that uses Phone System.

Two employees have the user account shown in the following table.

User name	Phone number	PSTN connectivity
User1	425-555-1212	Calling Plans
User2	425-555-1213	Direct Routing

The employees are leaving the company.

You need to ensure that the phone numbers can be reassigned to other employees as quickly as possible.

What should you use for each employee? To answer, select the appropriate options in the answer area.

NOTE: Each correct selection is worth one point.

User1:



The Azure Active Directory admin center

The Microsoft Teams admin center

The Set-CsUser cmdlet

User2:



The Azure Active Directory admin center

The Microsoft Teams admin center

The Set-CsUser cmdlet

Answer:

Explanation:

1. The Microsoft Team admin center
2. The Set-csUser cmdlet

Reference:

[https://docs.microsoft.com/en-us/microsoftteams/assign-change-or-remove-a-phone-number-for-a-](https://docs.microsoft.com/en-us/microsoftteams/assign-change-or-remove-a-phone-number-for-a-user)

user

Question: 125

You company has a Microsoft Office 365 subscription.

Users in the company's sales department frequently invite guest users to meetings.

You need to ensure that when the sales department users invite guest users to meetings, the guest users are admitted by default. The solution must only apply to the sales department users.

Which two actions should you perform? Each correct solution presents part of the solution.

NOTE: Each correct selection is worth one point.

- A. In the global meeting policy, set Automatically admit users to Everyone.
- B. Create a new meeting policy and set Automatically admit users to Everyone.
- C. Apply the policy to the sales department users.
- D. In the global meeting policy, set Automatically admit users to Everyone in your organization.

Answer: B, C

Explanation:

Reference:

<https://docs.microsoft.com/en-us/microsoftteams/meeting-policies-in-teams>

Question: 126

Your company has a Microsoft 365 subscription.
You have a Microsoft Teams team named Sales that is set to Private.
Users report that they can view the Sales team from a list of suggested teams.
You need to hide the team from the list of suggested teams.
What should you do from the Microsoft Teams client?

- A. Modify the Team discovery settings.
- B. Select the Hide team option.
- C. Modify the team privacy settings.
- D. Modify the team member permissions.

Answer: A

Explanation:

Reference:

<https://docs.microsoft.com/en-us/microsoftteams/manage-discovery-of-private-teams#set-whether-existingprivate-teams-are-discoverable>

Question: 127

Your network contains an on-premises Active Directory domain that syncs to a Microsoft 365 subscription.
From the Microsoft Teams client, you create a new team named Sales.
You need to ensure that the team includes all users in the company's sales department. The solution must ensure that the new employees hired for the sales department are added automatically to the team.
Which tool should you use to configure the membership of the Sales group?

- A. Active Directory Users and Computers
- B. the Microsoft 365 admin center
- C. Azure AD Connect
- D. the Azure Active Directory admin center

Answer: B

Explanation:

Reference:

<https://docs.microsoft.com/en-us/microsoftteams/dynamic-memberships>

<https://docs.microsoft.com/en-us/azure/active-directory/users-groups-roles/groups-change-type>

Question: 128

You are a Microsoft Teams administrator for your company.

The company creates a new Microsoft Teams app named App1. A developer packages App1 as a ZIP file.

You need to ensure that App1 can be uploaded as a ZIP package to Microsoft Teams.

Which Apps setting should you turn on?

- A. Allow uploading custom apps.
- B. Enable new external apps by default.
- C. Enable default apps.
- D. Allow external apps in Microsoft Teams.

Answer: A

Explanation:

Reference:

<https://docs.microsoft.com/en-us/microsoftteams/platform/concepts/deploy-and-publish/overview>

Question: 129

Note: This question is part of a series of questions that present the same scenario. Each question in the series contains a unique solution that might meet the stated goals. Some question sets might have more than one correct solution, while others might not have a correct solution.

After you answer a question in this section, you will NOT be able to return to it. As a result, these questions will not appear in the review screen.

Your company has 10 offices in North America and Europe.

The company has 5,000 users.

You plan to deploy Microsoft Teams for all the users.

You run a pilot project for the planned deployment.

You need to identify the network packet loss from the pilot computers to Microsoft Teams during calls.

Solution: From the Microsoft Teams admin center, you review the Microsoft Call Quality Dashboard.

Does this meet the goal?

- A. Yes
- B. No

Answer: A

Explanation:

Reference:

<https://docs.microsoft.com/en-us/microsoftteams/turning-on-and-using-call-quality-dashboard>

Question: 130

Note: This question is part of a series of questions that present the same scenario. Each question in the series contains a unique solution that might meet the stated goals. Some question sets might have more than one correct solution, while others might not have a correct solution.

After you answer a question in this section, you will NOT be able to return to it. As a result, these questions will not appear in the review screen.

Your company has 10 offices in North America and Europe.

The company has 5,000 users.

You plan to deploy Microsoft Teams for all the users.

You run a pilot project for the planned deployment.

You need to identify the network packet loss from the pilot computers to Microsoft Teams during calls.

Solution: You run the Network Testing Companion.

Does this meet the goal?

- A. Yes
- B. No

Answer: B

Explanation:

Reference:

<https://docs.microsoft.com/en-us/microsoftteams/turning-on-and-using-call-quality-dashboard>

Question: 131

Note: This question is part of a series of questions that present the same scenario. Each question in the series contains a unique solution that might meet the stated goals. Some question sets might have more than one correct solution, while others might not have a correct solution.

After you answer a question in this section, you will NOT be able to return to it. As a result, these questions will not appear in the review screen.

Your company has 10 offices in North America and Europe.

The company has 5,000 users.

You plan to deploy Microsoft Teams for all the users.

You run a pilot project for the planned deployment.

You need to identify the network packet loss from the pilot computers to Microsoft Teams during calls.

Solution: From the Microsoft Teams admin center, you select Analytics & reports.

Does this meet the goal?

- A. Yes
- B. No

Answer: B

Explanation:

Reference:

<https://docs.microsoft.com/en-us/microsoftteams/turning-on-and-using-call-quality-dashboard>

Question: 132

Your company has a Microsoft 365 tenant that uses Microsoft Skype for Business Online.

All users connect to Skype for Business Online by using computers that run Windows 10.

You plan to upgrade all the users from Skype for Business Online to Microsoft Teams.

You need to ensure that the Microsoft Teams client is installed automatically on all the computers.

What should you do from the Teams admin center?

- A. From the Messaging policies settings, modify the Global (Org-wide default) messaging policy.
- B. From Org-wide settings, configure the Teams upgrade settings.
- C. From Teams apps, add an App setup policy.

Answer: B

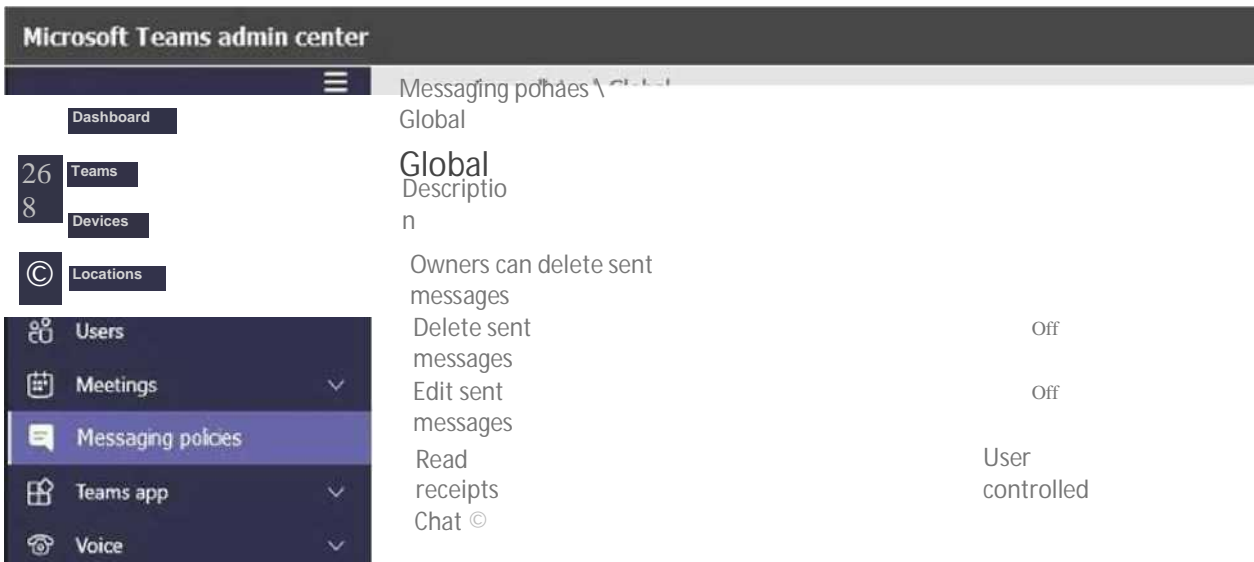
Explanation:

Question: 133

HOTSPOT

Your company has a Microsoft 365 subscription.

The company's only messaging policy is a global messaging policy configured as shown in the following exhibit.



Use the drop-down menus to select the answer choice that completes each statement based on the information presented in the graphic.

NOTE: Each correct selection is worth one point.

Users [answer choice] sent chat messages.

can only delete	
can only modify	
can delete and modify	
cannot delete and modify	
can only delete	
can only modify	
can delete and modify	
cannot delete and modify	

Team owners [answer choice] sent chat messages.

Answer:

Explanation:

Users [answer choice] sent chat messages.

	V
can only delete	
can only modify	
can delete and modify	
cannot delete and modify	

Team owners [answer choice] sent chat messages.

can only delete	
can only modify'	
can delete and modify	
cannot delete and modify'	

Reference:

<https://docs.microsoft.com/en-us/microsoftteams/messaging-policies-in-teams>

Question: 134

Your company has five offices. Each office has a unique phone number.

You plan to deploy Phone System to all the offices.

You need to ensure that each office has a unique greeting message for the weekdays and a unique greeting message for the weekends. The solution must minimize administrative effort.

D18912E1457D5D1DDCBD40AB3BF70D5D

What should you create?

- A. one auto attendant that contains all five phone numbers
- B. one call queue that contains all five phone numbers
- C. five auto attendants that each contains one phone number
- D. five call queues that each contains one phone number

Answer: C

Explanation:

<https://docs.microsoft.com/en-us/microsoftteams/what-are-phone-system-auto-attendants#getting-started>

Question: 135

HOTSPOT

Your company has a Microsoft 365 subscription. You add guest users to the organization.

The company's global live event policy is configured as shown in the following exhibit.

Global

Description

Allow scheduling

Allow transcription for attendees

Who can join scheduled live events

Everyone in the organization

Who can record an event

Always record

Use the drop-down menus to select the answer choice that completes each statement based on the information presented in the graphic.

NOTE: Each correct selection is worth one point.

[Answer choice] can access live events.

Users who have an Azure AD account, external access users, and guest users
Only users who have an Azure AD account and external access users
Only users who have an Azure AD account and guest users
Only users who have an Azure AD account only

[Answer choice] can schedule live events.

	v
All users who have an Azure AD account	
All users who have an Azure AD account and guest users	
Only global administrators	
Only team owners	

Answer:

Explanation:

[Answer choice] can access live events.

Users who have an Azure AD account, external access users, and guest users
Only users who have an Azure AD account and external access users
Only users who have an Azure AD account and guest users
Only users who have an Azure AD account only

[Answer choice] can schedule live events.

All users who have an Azure AD account
All users who have an Azure AD account and guest users
Only global administrators
Only team owners

Reference:

<https://docs.microsoft.com/en-us/microsoftteams/teams-live-events/set-up-for-teams-live-events>

Question: 136

Your company is upgrading from Microsoft Skype for Business Online to Microsoft Teams.

The company's Microsoft Teams upgrade policy is set to Islands coexistence mode. The company plans to maintain the coexistence mode for several months.

Several users report that they receive email messages about missed chat conversations.

You need to recommend a solution to ensure that all the users receive chat messages.

Which two actions should you recommend? Each correct answer presents part of the solution.

NOTE: Each correct selection is worth one point.

- A. Install the Microsoft Teams clients on all the computers that run the Skype for Business client. Instruct the users to sign in to both client applications.
- B. Instruct the users to modify the permissions in the Microsoft Teams client.
- C. Modify the global app setup policy.
- D. Modify the global app permission policy.
- E. Install the Skype for Business client on all the computers that run the Microsoft Teams client. Instruct the users to sign in to both client applications.

Answer: AE

Explanation:

Reference:

<https://docs.microsoft.com/en-us/microsoftteams/teams-and-skypeforbusiness-coexistence-and-interoperability>

Question: 137

Your company has a Microsoft 365 subscription.

You need to ensure that users from a partner company named Contoso, Ltd. can collaborate with your company's users in teams. The solution must ensure that the Contoso users can exchange chat messages in channels.

Which three actions should you perform before you add the Contoso users to teams? Each correct answer presents part of the solution.

NOTE: Each correct selection is worth one point.

- A. From the Services & add-ins settings in the Microsoft 365 admin center, set Let group members outside the organization access group content to On.
- B. From the Guest access settings in the Microsoft Teams admin center, set Allow guest access in Microsoft Teams to On.
- C. From the External collaboration settings in the Azure Active Directory admin center, add Contoso's domain to the list of target domains.
- D. From the External access settings in the Microsoft Teams admin center, add Contoso's domain to the Allowed list of domains.
- E. From the External collaboration settings in the Azure Active Directory admin center, set Guest users permissions are limited to No.
- F. From the Services & add-ins settings in the Microsoft 365 admin center, set Let group owners add people outside the organization to groups to On.

Answer: BDF

Explanation:

Reference:

<https://docs.microsoft.com/en-us/microsoftteams/manage-external-access>

<https://docs.microsoft.com/en-us/microsoftteams/teams-dependencies>

Question: 138

Your company has a Microsoft 365 subscription.

You recently set the company's Microsoft Teams upgrade policy to Teams only coexistence mode.

A user reports that several online meetings are configured to use Microsoft Skype for Business.

You need to convert the online meetings in the user's calendar to use Microsoft Teams.

What are two possible ways to achieve the goal? Each correct answer presents a complete solution. NOTE: Each correct selection is worth one point.

- A. From PowerShell, run the Start-CsExMeetingMigration cmdlet and specify the -identity parameter.
- B. Run the Skype for Business Meeting Update tool.
- C. From the Microsoft Teams admin center, modify the meeting policy.
- D. From PowerShell, run the Set-CsTeamsUpgradeConfiguration cmdlet.
- E. From the Microsoft Teams admin center, modify the Microsoft Teams upgrade policy.

Answer: AB

Explanation:

Reference:

<https://docs.microsoft.com/en-us/skypeforbusiness/audio-conferencing-in-office-365/setting-up-the-meeting-migration-service-mms>

Question: 139

Your company has a Microsoft Office 365 subscription.

The company has the departments and teams shown in the following table.

Department name	Team name
Human resources	HR
Research and development	R&D
Events	Events

You need to ensure that only the following apps appear in the app bar of the Microsoft Teams client for only the events department:

Activity
Shifts
Chat

What should you do first?

- A. Create a custom app permission policy.
- B. Modify the global app permission policy.
- C. Create a custom app setup policy.
- D. Modify the global app setup policy.

Answer: C

Explanation:

Reference:

<https://docs.microsoft.com/en-us/microsoftteams/teams-app-setup-policies#assign-a-custom-app-setup-policyto-users>

Question: 140

Your company has a Microsoft 365 subscription.
An administrator reports that teams were deleted accidentally today.
You need to restore the teams as quickly as possible.
Which cmdlets should you run?

- A. Get-AzureADMSDeletedGroup and Restore-AzureADMSDeletedDirectoryObject
- B. Get-Team and Restore-ADObject
- C. Get-AzureADMSDeletedGroup and Restore-ADObject
- D. Get-AzureADGroup and Restore-AzureADMSDeletedDirectoryObject
- E. Get-Team and Restore-AzureADMSDeletedDirectoryObject

Answer: C

Explanation:

Reference:

D18912E1457D5D1DDCBD40AB3BF70D5D
<http://www.mytechnetblog.com/2020/01/recover-deleted-teams.html>

Question: 141

Your company has a Microsoft 365 subscription that contains 200 Microsoft Teams users and 20 teams.
You discover that several teams do NOT have an owner.
You need to ensure that you receive a notification when a team is missing an owner.
What should you do?

- A. From PowerShell, run the Set-Team cmdlet.
- B. From the Microsoft Teams admin center, modify the Teams settings.
- C. From PowerShell, run the Add-AzureADMSLifecyclePolicyGroup cmdlet.
- D. From the Azure Active Directory admin center, modify the group expiration settings.

Answer: D

Explanation:

<https://techcommunity.microsoft.com/t5/microsoft-teams/a-team-without-an-owner-notification/mp/1392209#M58518>

Question: 142

Your company has a Microsoft 365 subscription that uses Microsoft Office 365 E5 licenses and Azure Active Directory Premium Plan 1 licenses.

You have a team named Sales that contains all the users in the company's sales department.

You hire several new users in the sales department.

You discover that the new employees are never added to the team.

You need to ensure that when new sales department users are hired, they are added automatically to the team.

What should you do?

- A. From the Microsoft Teams client, modify the settings of the Sales team.
- B. From the Azure Active Directory admin center, modify the membership type of the Sales group.
- C. From the Microsoft Teams admin center, modify the properties of the Sales team.
- D. From the Microsoft 365 admin center, modify the settings of the Sales group.

Answer: B

Explanation:

Reference:

<https://docs.microsoft.com/en-us/microsoftteams/dynamic-memberships>

<https://docs.microsoft.com/en-us/azure/active-directory/users-groups-roles/groups-change-type>

Question: 143

Your company has a Microsoft 365 subscription.

The company's global app permission policy is configured as shown in the following exhibit.

App permission policies \ Global

Global

Description

Org-wide app settings

Microsoft apps

Choose which Teams apps published by Microsoft or its partners can be installed by your users.

0 Allow all apps

Third-party apps

Choose which Teams apps published by a third-party that can be installed by your users.

0 Allow specific apps and block all others

+ Add apps

1 Item

Allowed apps

App ID

Distributor



Who

fc6b6d20-89ed-45fb-9e62-e4b4ca8fbf3f

Microsoft Corp.

Tenant apps

Choose which Tenant apps can be installed by your users,

0 Allow all apps

Users report that they can view the list of available third-party apps from the Microsoft Teams client.

You need to ensure that the Who app is the only visible app from the Microsoft Teams client.

What should you modify?

- A. the Org-wide app settings
- B. the global app permission policy
- C. the global app setup policy
- D. the global teams policy

Answer: C

Explanation:

Reference:

<https://docs.microsoft.com/en-us/microsoftteams/teams-app-permission-policies>

"Users report that they can view the list of available third-party apps from the Microsoft Teams client" Key word, they can "view" them

Question: 144

Note: This question is part of a series of questions that present the same scenario. Each question in the series contains a unique solution that might meet the stated goals. Some question sets might have more than one correct solution, while others might not have a correct solution.

After you answer a question in this section, you will NOT be able to return to it. As a result, these questions will not appear in the review screen.

You have a Microsoft 365 subscription that contains several Microsoft SharePoint Online sites.

You need to ensure that the content stored in a SharePoint modern team site named Sales is available from Microsoft Teams. The solution must ensure that when a new channel is added to a team, a folder for the channel is created in the Sales site.

Solution: From PowerShell, you run the Set-AzureADGroup cmdlet.

Does this meet the goal?

- A. Yes
- B. No

Answer: B

Explanation:

Question: 145

Note: This question is part of a series of questions that present the same scenario. Each question in the series contains a unique solution that might meet the stated goals. Some question sets might have more than one correct solution, while others might not have a correct solution.

After you answer a question in this section, you will NOT be able to return to it. As a result, these questions will not appear in the review screen.

Your company has a Microsoft 365 subscription.

You need to prevent a user named User1 from permanently deleting private chats in Microsoft Teams.

Solution: You create an In-Place Hold for the Microsoft OneDrive for Business site of User1.

Does this meet the goal?

A. Yes

B. No

Answer: B

Explanation:

Private chats are stored in user mailboxes, not on OneDrive.

Question: 146

Note: This question is part of a series of questions that present the same scenario. Each question in the series contains a unique solution that might meet the stated goals. Some question sets might have more than one correct solution, while others might not have a correct solution.

After you answer a question in this section, you will NOT be able to return to it. As a result, these questions will not appear in the review screen.

Your company has a Microsoft 365 subscription and a Virtual Desktop Infrastructure (VDI) solution.

The company's Microsoft Teams upgrade policy is set to Teams only coexistence mode.

You deploy the Microsoft Installer (MSI) package for Microsoft Teams to the VDI solution.

Several months later, users of the VDI solution report that their workstation is missing several new Microsoft Teams features.

You need to ensure that the VDI solution users can use the new Microsoft Teams features.

Solution: From the Microsoft Teams admin center, you modify the Microsoft Teams upgrade policy.

Does this meet the goal?

- A. Yes
- B. No

Answer: B

Explanation:

Reference:

<https://docs.microsoft.com/en-us/microsoftteams/teams-client-update>

Question: 147

Your company has a Microsoft 365 E5 subscription.

You enable guest access for Microsoft Teams.

You need to prevent all users from downloading and opening files that contain malware by using Microsoft Teams channels.

What should you do first?

- A. From the Security & Compliance admin center, create a data loss prevention (DLP) policy.
- B. From the Azure Active Directory admin center, enable the End user protection baseline policy.
- C. From the Security & Compliance admin center, select Turn on ATP for SharePoint, OneDrive, and Microsoft Teams.
- D. From the Azure Active Directory admin center, add an identity provider.

Answer: C

Explanation:

Question: 148

DRAG DROP

Your company has a Microsoft Office 365 subscription.

The company has the administrators and the security requirements shown in the following table.

Administrator name	Requirement
Admin5	Review call analytics for individual users.
Adm 1116	Manage meeting settings.
Admin7	Publish Microsoft Teams apps to the company store.

You need to assign a role to each administrator to ensure that the administrators can meet the security requirements by using the Microsoft Teams admin center. The solution must use the principle of least privilege.

Which role should you assign to each administrator? To answer, drag the appropriate roles to the correct users. Each role may be used once, more than once, or not at all. You may need to drag the split bar between panes or scroll to view content.

NOTE: Each correct selection is worth one point.

Roles

Teams Communications Administrator
Teams Communications Support Engineer
Teams Communications Support Specialist
Teams Sendee Administrator

Answer Area

Admin5	Role
Admin6	Role
Admin7	Role

Answer:

Explanation:

Admin5	Teams Communications Support Specialist
Admin6	Teams Communications Administrator
Admin7	Teams Sendee Administrator

Reference:

<https://docs.microsoft.com/en-us/microsoftteams/using-admin-roles>

Question: 149

HOTSPOT

Your company has a Microsoft 365 subscription.

You need to review the following information:

The Rate My Call data provided by users.

The number of Microsoft Teams live event views from the past three months.

What should you use to view the information? To answer, select the appropriate options in the answer area.

The Rate My Call data provided by users:

	▼
Analytics & reports in the Microsoft Teams admin center	
Call History in the Microsoft Teams admin center	
Microsoft Call Quality Dashboard	
Microsoft Office 365 usage reports	

The number of Microsoft Teams live event views from the past three months:

	▼
Analytics & reports in the Microsoft Teams admin center	
Call History in the Microsoft Teams admin center	
Microsoft Call Quality Dashboard	
Microsoft Office 365 usage reports	

Answer:

Explanation:

The Rate My Call data provided by users:

	▼
Analytics & reports in the Microsoft Teams admin center	
Call History in the Microsoft Teams admin center	
Microsoft Call Quality Dashboard	
Microsoft Office 365 usage reports	

The number of Microsoft Teams live event views from the past three months:

	▼
Analytics & reports in the Microsoft Teams admin center	
Call History' in the Microsoft Teams admin center	
Microsoft Call Quality Dashboard	
Microsoft Office 365 usage reports	

Reference:

<https://docs.microsoft.com/en-us/microsoftteams/turning-on-and-using-call-quality-dashboard>

<https://docs.microsoft.com/en-us/microsoftteams/teams-analytics-and-reports/teams-live-event-usage-report>

Question: 150

Your company has a Microsoft 365 subscription.

When making voice calls from Microsoft Teams, users report poor call quality at specific times of the day.

You need to verify whether Quality of Service (QoS) is being applied to the calls.

What should you use?

- A. the Microsoft Teams client
- B. Microsoft Call Quality Dashboard
- C. Network Testing Companion
- D. Network Monitor

Answer: D

Explanation:

Reference:

<https://docs.microsoft.com/en-us/microsoftteams/qos-in-teams#validate-the-qos-implementation>

Question: 151

Your company has a Microsoft 365 subscription.

You need to ensure that only the members of the company's IT group can create private channels.

Which three actions should you perform? Each correct answer presents part of the solution.

NOTE: Each correct selection is worth one point.

- A. Modify the global teams policy.
- B. Assign the members of the IT group to the policy.
- C. Create a custom teams policy.
- D. Run the Sec-TeamsChannel cmdlet.
- E. Modify the global messaging policy.
- F. Create a custom messaging policy.

Answer: A, B, C

Explanation:

Reference:

<https://docs.microsoft.com/en-us/microsoftteams/teams-policies>

Question: 152

Your company has a Microsoft 365 subscription.

You need to create an auto attendant from the Microsoft Teams admin center.

Which object must be associated to the auto attendant?

- A. a conferencing bridge
- B. a shared mailbox
- C. a Calling Plan
- D. a resource account

Answer: D

Explanation:

Reference:

<https://docs.microsoft.com/en-us/microsoftteams/create-a-phone-system-auto-attendant>

Question: 153

Your company has a Microsoft 365 subscription that uses Microsoft Teams.

You purchase an app named App1 from the Microsoft Teams Store.

You need to add App1 to the Microsoft Teams client for a specific group of users.

Which two actions should you perform from the Microsoft Teams admin center? Each correct answer presents part of the solution.

NOTE: Each correct selection is worth one point.

- A. From the Meeting settings, modify the Network settings.
- B. From App setup policies, create a new app setup policy.
- C. From App setup policies, modify the global app setup policy.
- D. From the properties of each user, edit the assigned policies.
- E. From the Org-wide settings, modify the Devices settings.

Answer: BD

Explanation:

Reference:

<https://docs.microsoft.com/en-us/microsoftteams/teams-app-setup-policies>

Question: 154

Your company has 200 users.

You plan to upgrade all the users from Microsoft Skype for Business Online to Microsoft Teams. Enterprise Voice must be enabled for all users.

You need to recommend a coexistence mode for the Microsoft Teams upgrade policy.

Which mode should you recommend?

- A. Skype for Business with Teams collaboration
- B. Islands
- C. Teams Only
- D. Skype for Business with Teams collaboration and meetings

Answer: B

Explanation:

Reference:

<https://docs.microsoft.com/en-us/microsoftteams/setting-your-coexistence-and-upgrade-settings>

<https://docs.microsoft.com/en-us/microsoftteams/teams-and-skypeforbusiness-coexistence-and-interopability>

Question: 155

DRAG DROP

Your company uses Microsoft Teams.

You are planning the compliance strategy for Microsoft Teams. All compliance tasks must be performed by a user in the compliance department who will be assigned the Global admin role and will not be a team owner.

You need to identify which tools to use for the following tasks:

- *Archive a team.
- *Restore a deleted team.
- *Permanently delete a team.

Which tool should you identify for each task? To answer, drag the appropriate tools to the correct tasks. Each tool may be used once, more than once, or not at all. You may need to drag the split bar between panes or scroll to view content.

NOTE: Each correct selection is worth one point.

Tools

- The Microsoft Teams admin center
- The Azure Active Directory admin center
- The Microsoft Teams desktop client

Administration tasks

- Restore a deleted team: Tool
- Archive a team: Tool
- Permanently delete a team: Tool

Answer:

Explanation:

- Restore a deleted team: The Azure Active Directory admin center
- Archive a team: The Microsoft Teams admin center
- Permanently delete a team: The Microsoft Teams admin center

Question: 156

Note: This question is part of a series of questions that present the same scenario. Each question in the series contains a unique solution that might meet the stated goals. Some question sets might have more than one correct solution, while others might not have a correct solution.

After you answer a question in this section, you will NOT be able to return to it. As a result, these questions will not appear in the review screen.

Your company has a Microsoft 365 subscription.

You need to prevent temporary employees from using the private chat feature in Microsoft Teams.

Solution: You create a meeting policy and assign the policy to the users.

Does this meet the goal?

- A. Yes
- B. No

Answer: B

Explanation:

Question: 157

Note: This question is part of a series of questions that present the same scenario. Each question in the series contains a unique solution that might meet the stated goals. Some question sets might have more than one correct solution, while others might not have a correct solution.

After you answer a question in this section, you will NOT be able to return to it. As a result, these questions will not appear in the review screen.

Your company has a Microsoft 365 subscription.

You need to prevent temporary employees from using the private chat feature in Microsoft Teams.

Solution: You create a teams policy and assign the policy to the users.

Does this meet the goal?

- A. Yes
- B. No

Answer: B

Explanation:

Question: 158

Note: This question is part of a series of questions that present the same scenario. Each question in the series contains a unique solution that might meet the stated goals. Some question sets might have more than one correct solution, while others might not have a correct solution.

After you answer a question in this section, you will NOT be able to return to it. As a result, these questions will not appear in the review screen.

Your company has a Microsoft 365 subscription.

You need to prevent temporary employees from using the private chat feature in Microsoft Teams.

Solution: You create a messaging policy and assign the policy to the users.

Does this meet the goal?

- A. Yes
- B. No

Answer: A

Explanation:

Question: 159

Your company has a Microsoft Office 365 subscription.

All users can create private channels.

You need to prevent specific users from creating private channels.

What should you create from the Microsoft Teams admin center?

- A. a Teams policy
- B. a meeting policy
- C. a setup policy
- D. a permission policy

Answer: A

Explanation:

Question: 160

Your company has a Microsoft 365 subscription.

You need to prevent only users in the company's research department from deleting chat messages.

What should you do first from the Microsoft Teams admin center?

- A. Configure the Meeting settings.
- B. Create a new messaging policy.
- C. Modify the global messaging policy.
- D. Create a new meeting policy.

Answer: B

Explanation:

Question: 161

HOTSPOT

Your company plans to upgrade to Microsoft Teams from Microsoft Skype for Business Online. The org-wide coexistence mode for Microsoft Teams is set to Teams Only.

The company has a user named User1.

You need to implement a migration solution that meets the following requirements:

- User 1 must be able to chat and create meetings by using Skype for Business only.
- User 1 must be able to read and post messages by using Microsoft Teams channels.

How should you complete the PowerShell command? To answer, select the appropriate options in the answer area

a. NOTE: Each correct selection is worth one point.

The screenshot shows a PowerShell command editor with a list of policy names on the right and a dropdown menu for the identity parameter. The policy names are: Islands, SfBOnly, SfBWithTeamsCollab, SfBWithTeamsCollabAndMeetings, and UpgradeToTeams. The identity dropdown is currently set to 'User1'.

Answer

Explanation:

The screenshot shows the Answer Area with the following PowerShell command: `Grant-CsTeamsUpgradePolicy -PolicyName SfBWithTeamsCollab -Identity User1`

Question: 162

HOTSPOT

You open the Microsoft Call Quality Dashboard as shown in the following exhibit.

All Audio Streams

This Report shows the monthly audio streams count, poor count, and poor ratio for the last 7 months. There are no filters applied so the data reflects all the call data that was captured by the Service. Audio calls made over wireless and external networks can cause poor call rates to go up.

0 0 0 0 0

During the month of July 2019, [answer choice] calls were established successfully.

0
4
66
70

During the month of July 2019, [answer choice] calls included metric data.

0
4
66
70

Answer

Explanation:

Answer Area

During the month of July 2019, [answer choice] calls were established successfully. 70

During the month of July 2019, [answer choice] calls included metric data. 66

Question: 163

HOTSPOT

You have a Microsoft Teams team named Team1.

Team1 is deleted accidentally.

You need to recover Team1.

How should you complete the PowerShell script? To answer, select the appropriate options in the answer area.

NOTE: Each correct selection is worth one point.

0 0 0 0 0

```

$Team = Get-AzureADMSDeletedGroup -SearchString "Team1"
Restore-ADObject -Id $Team.Id
Restore-AzureADDeletedApplication
Restore-AzureADMSDeletedDirectoryObject

```

Answer:

Explanation:

```
$Team = Get-AzureADMSDeletedGroup -All -Filter -SearchString "Team1"
Restore-ADObject -Id $Team.Id
Restore-AzureADDeletedApplication
Restore-AzureADMSDeletedDirectoryObject
```

Reference:

<https://morgantechspace.com/2018/04/recover-deleted-office-365-groups-using-powershell.html>

Question: 164

HOTSPOT

You have a Microsoft 365 tenant that uses Microsoft Skype for Business on-premises.

You plan to upgrade to Microsoft Teams in stages based on groups. The features required by each group are shown in the following table.

Group name	Feature
Sales	Calling, channels, groups, chat and meetings in Microsoft Teams
Human Resources	Chat and calling in Skype for Business Meetings, channels, and groups in Microsoft Teams
Research	Chat and meetings in Skype for Business Channels and groups in Microsoft Teams

How should you configure the upgrade policy for the groups? To answer, select the appropriate options in the answer area.

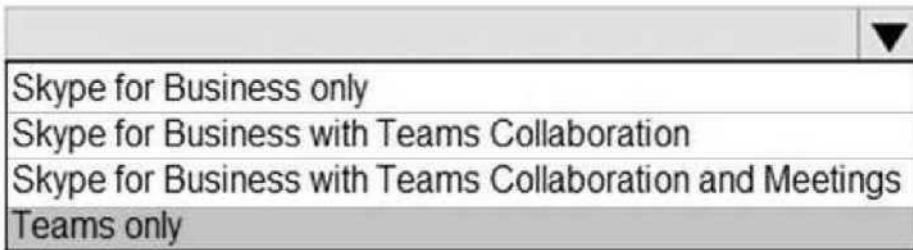
Sales: Skype for Business only
 Skype for Business with Teams Collaboration
 Skype for Business with Teams Collaboration and Meetings
 Teams only

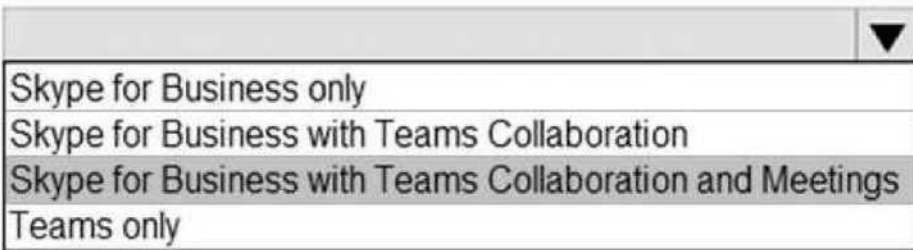
Human Resources: Skype for Business only
 Skype for Business with Teams Collaboration
 Skype for Business with Teams Collaboration and Meetings
 Teams only

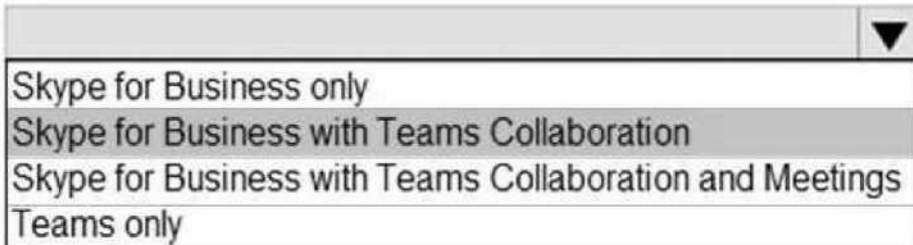
Research: Skype for Business only
 Skype for Business with Teams Collaboration
 Skype for Business with Teams Collaboration and Meetings
 Teams only

Answer:

Explanation:

Sales: 

Human Resources: 

Research: 

Reference:

<https://docs.microsoft.com/en-us/microsoftteams/migration-interop-guidance-for-teams-with-skype>

Question: 165

You have a Microsoft 365 subscription that contains a user named User1.

User1 experiences audio issues while sharing his screen during Microsoft Teams meetings.

You need to investigate whether the headset of User1 causes the issues.

Which report should you use?

- A. Quality of Experience
- B. Media reliability metrics
- C. Customer endpoint information support
- D. Failure Drill Down

Answer: A

Explanation:

Reference:

<https://docs.microsoft.com/en-us/microsoftteams/cqd-data-and-reports>

Question: 166

You have a Microsoft Office 365 subscription.
You need to prevent guest users from deleting channels from a Microsoft Teams team.
What should you use?

- A. the Microsoft 365 admin center
- B. the Microsoft Teams PowerShell module
- C. the Azure Active Directory admin center
- D. the Security & Compliance admin center

Answer: B

Explanation:

Reference:

<https://docs.microsoft.com/en-us/powershell/module/teams/set-team?view=teams-ps>

Question: 167

Note: This question is part of a series of questions that present the same scenario. Each question in the series contains a unique solution that might meet the stated goals. Some question sets might have more than one correct solution, while others might not have a correct solution.

After you answer a question in this section, you will NOT be able to return to it. As a result, these questions will not appear in the review screen.

Your company has a Microsoft 365 subscription that uses an Azure Active Directory (Azure AD) tenant named contoso.com.

You need to prevent guest users in the tenant from using cameras during Microsoft Teams meetings.

Solution: From Microsoft Teams admin center, you modify the Guest access settings.

Does this meet the goal?

- A. Yes
- B. No

Answer: A

Explanation:

Guest access in Teams allows people outside your organization to access teams and channels. When you turn on Guest Access, you can turn on or off features guests users can or can't use.

Reference:

<https://docs.microsoft.com/en-us/microsoftteams/set-up-guests>

Question: 168

Note: This question is part of a series of questions that present the same scenario. Each question in the series contains a unique solution that might meet the stated goals. Some question sets might have more than one correct solution, while others might not have a correct solution.

After you answer a question in this section, you will NOT be able to return to it. As a result, these questions will not appear in the review screen.

Your company has a Microsoft 365 subscription that uses an Azure Active Directory (Azure AD) tenant named contoso.com.

You need to prevent guest users in the tenant from using cameras during Microsoft Teams meetings.

Solution: From Microsoft Teams admin center, you modify the External sharing settings.

Does this meet the goal?

- A. Yes
- B. No

Answer: A

Explanation:

Guest access in Teams allows people outside your organization to access teams and channels. When you turn on Guest Access, you can turn on or off features guests users can or can't use.

Reference:

<https://docs.microsoft.com/en-us/microsoftteams/set-up-guests>

Question: 169

Your company has a Microsoft 365 subscription that contains three groups named HR, Marketing, and Sales.

You need to configure the Microsoft Teams desktop client. The solution must meet the following

requirements:

Members of the HR group must be prevented from pinning apps to their app bar.

Members of the Marketing group must have the Microsoft Planner app pinned to their app bar.

Members of the Sales group must not be affected by policies applied to the Marketing and HR groups.

Which two actions should you perform? Each correct answer presents part of the solution.

NOTE: Each correct selection is worth one point.

- A. Modify the global app setup policy.
- B. Modify the global app permission policy.
- C. Create an app setup policy for HR.
- D. Create an app setup policy for Marketing.
- E. Create an app permission policy for Marketing.
- F. Create an app permission policy for HR.

Answer: CD

Explanation:

Reference:

<https://docs.microsoft.com/en-us/microsoftteams/teams-app-setup-policies>

Question: 170

HOTSPOT

You have a Microsoft 365 E5 subscription that uses Microsoft Teams and a hybrid deployment of Microsoft Skype for Business Server.

Coexistence mode in Microsoft Teams is set to Islands.

Coexistence mode is configured for three users named User1, User2, and User3 as shown in the following table.

User	Coexistence mode
User1	Use Org-wide settings
User2	Skype for Business with Teams collaboration
User3	Teams only

The Skype for Business user accounts are homed as shown in the following table.

User	Homed
User1	On-premises
User2	Online
User3	Online

For each of the following statements, select Yes if the statement is true. Otherwise, select No.

NOTE: Each correct selection is worth one point.

Statements	Yes	No
User3 must use the Microsoft Teams client to initiate a new chat with User1.	<input type="radio"/>	<input type="radio"/>
User1 must use the Microsoft Teams client to initiate a new chat with User2.	<input type="radio"/>	<input type="radio"/>
User2 must use the Skype for Business client to initiate a new chat with User1 and User3.	<input checked="" type="radio"/>	<input type="radio"/>

Answer:

Explanation:

Statements	Yes	No
User3 must use the Microsoft Teams client to initiate a new chat with User1.	<input type="radio"/>	<input type="radio"/>
User1 must use the Microsoft Teams client to initiate a new chat with User2.	<input type="radio"/>	<input type="radio"/>
User2 must use the Skype for Business client to initiate a new chat with User1 and User3.	<input type="radio"/>	<input type="radio"/>

Reference:

<https://docs.microsoft.com/en-us/microsoftteams/coexistence-chat-calls-presence>

Question: 171

Note: This question is part of a series of questions that present the same scenario. Each question in the series contains a unique solution that might meet the stated goals. Some question sets might have more than one correct solution, while others might not have a correct solution.

After you answer a question in this section, you will NOT be able to return to it. As a result, these questions will not appear in the review screen.

Your company has 10 offices in North America and Europe.

The company has 5,000 users.

You plan to deploy Microsoft Teams for all the users.

You run a pilot project for the planned deployment.

You need to identify the network packet loss from the pilot computers to Microsoft Teams during calls.

Solution: From the Microsoft Teams admin center, you run the Network Planner.

Does this meet the goal?

- A. Yes
- B. No

Answer: B

Explanation:

Question: 172

You have a Microsoft Office 365 subscription.

You need to prevent guest users from deleting channels from a Microsoft Teams team.

What should you use?

- A. the Microsoft 365 admin center
- B. the Azure portal
- C. the Microsoft Teams client
- D. the Security & Compliance admin center

Answer: A

Explanation:

<https://support.microsoft.com/en-us/office/set-guest-permissions-for-channels-in-teams-4756c468-2746-4bfd-a582-736d55fcc169>

Question: 173

You have a Microsoft 365 subscription and an on-premises Active Directory domain that syncs by using Azure AD Connect.

You need to change the Membership type of a group from Assigned (static) to Dynamic User.

What should you use?

- A. Active Directory Users and Computers
- B. the Microsoft Teams client
- C. the Azure Active Directory admin center
- D. the Microsoft Teams admin center

Answer: C

Explanation:

Question: 174

HOTSPOT

Your company uses Microsoft Skype for Business Online and Microsoft Teams.

All Skype for Business Online users can make and receive PSTN calls. Microsoft Teams is configured for PSTN calls.

You plan to upgrade the Skype for Business Online users to Microsoft Teams.

The Teams upgrade settings are configured as shown in the Teams upgrade exhibit. (Click the Teams upgrade tab.)

Teams upgrade

Teams upgrade lets you set up your upgrade experience from Skype for Business to Teams for your users. You can use the default settings or make changes to the coexistence mode and app preferences to fit your organizational needs. [Learn more](#)

Coexistence mode

Coexistence mode

i Skype for Business only

Notify Skype for Business users that an upgrade to Teams is available

Off

App preferences

Preferred app for users to join Skype for Business meetings

Skype for Business



Download the Teams app in the background for Skype for Business users

Save

You apply TeamsUpgradePolicy to the user accounts of the company's R&D and human resources (HR) departments by using the coexistence modes shown in the following table.

Department	Coexistence mode
R&D	TeamsOnly
HR	SfbWithTeamsCollabAndMeetings

For each of the following statements, select Yes if the statement is true. Otherwise, select No.

NOTE: Each correct selection is worth one point.

Statements	Yes	No
Users in the R&D department will not be able to join Skype for Business Online meetings	0	0
Existing Skype for Business Online meetings scheduled by users in the HR department will migrate automatically to Microsoft Teams	0	0
Users in the HR department will be able to make and receive PSTN calls by using Microsoft Teams	0	0

Answer:

Explanation:

Statements	Yes
Users in the R&D department will not be able to join Skype for Business Online meetings.	"
Existing Skype for Business Online meetings scheduled by users in Q the HR department will migrate automatically to Microsoft Teams.	
Users in the HR department will be able to make and receive PSTN Q calls by using Microsoft Teams	

Box 1: No

TeamsOnly: Can schedule meetings in Teams only, but can join Skype for Business or Teams meetings.

Box 2: Yes

By default, when assigning either TeamsOnly or SfbWithTeamsCollabAndMeetings to an individual user, any existing Skype for Business meetings scheduled by that user for the future are converted to Teams meetings.

Box 3: No

SfbWithTeamsCollabAndMeetings: Has the chat and calling functionality of user in SfBOnly mode.

SfBOnly: Can initiate chats and calls from Skype for Business only.

Reference:

<https://docs.microsoft.com/en-us/microsoftteams/migration-interop-guidance-for-teams-with-skype>

Question: 175

Your company has a Microsoft 365 subscription that contains a Microsoft Teams auto attendant.

Calls to the auto attendant will be redirected to a shared voicemail.

You need to create a group for the shared voicemail.

Which type of group should you create?

- A. mail-enabled security
- B. distribution
- C. security
- D. Microsoft 365

Answer: D

Explanation:

Reference:

<https://docs.microsoft.com/en-us/microsoftteams/create-a-phone-system-auto-attendant>

Question: 176

Note: This question is part of a series of questions that present the same scenario. Each question in the series contains a unique solution that might meet the stated goals. Some question sets might have more than one correct solution, while others might not have a correct solution.

After you answer a question in this section, you will NOT be able to return to it. As a result, these questions will not appear in the review screen.

Your company has a Microsoft 365 subscription.

You need to prevent temporary employees from using the private chat feature in Microsoft Teams.

Solution: You create an app permission policy and assign the policy to the users.

Does this meet the goal?

- A. Yes
- B. No

Answer: B

Explanation:

Question: 177

HOTSPOT

Your company has a Microsoft Office 365 subscription.

The company has offices in France, United States, and Belgium.

You plan to implement Phone System to meet the following requirements:

The office in Belgium must use SIP trunks from the current telecommunication provider.

The office in France must integrate the phone number range and an on-premises IP-PBX.

The office in the United States must minimize the infrastructure required to deploy the planned Phone System.

You need to recommend which PSTN connectivity meets the requirements.

Which PSTN connectivity should you recommend for each office? To answer, select the appropriate options in the answer area.

NOTE: Each correct selection is worth one point.

France:

	▼
Calling Plans	
Direct Routing	

Belgium:

	▼
Calling Plans	
Direct Routing	

United States:

	▼
Calling Plans	
Direct Routing	

Answer:

Explanation:

France:

	▼
Calling Plans	
Direct Routing	

Belgium:

	▼
Calling Plans	
Direct Routing	

United States:

	▼
Calling Plans	
Direct Routing	

Question: 178

HOTSPOT

You have a Microsoft 365 subscription.

You need to create a new Microsoft Teams team named Human Resources that meets the following requirements:

All join requests must be approved by an owner of the team.

The URL for the Microsoft SharePoint Online site of the team must be /teams/HR.

Two users named jane@contoso.com and bob@contoso.com must be assigned as team owners.

How should you complete the PowerShell command? To answer, select the appropriate options in the answer area.

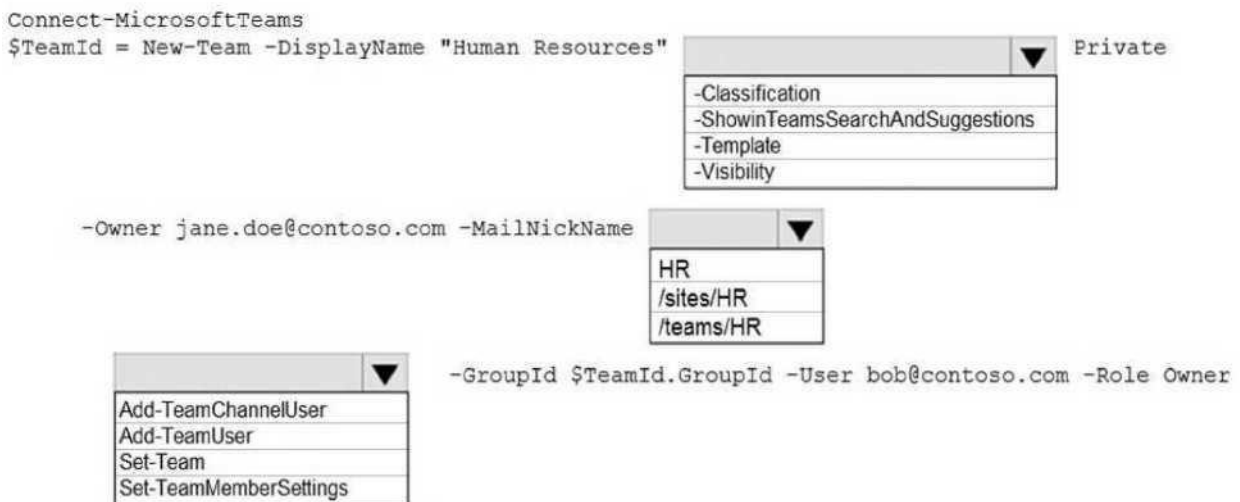
NOTE: Each correct selection is worth one point.

```
Connect-MicrosoftTeams
$TeamId = New-Team -DisplayName "Human Resources"  Private

-Owner jane.doe@contoso.com -MailNickName 


-GroupId $TeamId.GroupId -User bob@contoso.com -Role Owner

```



Answer

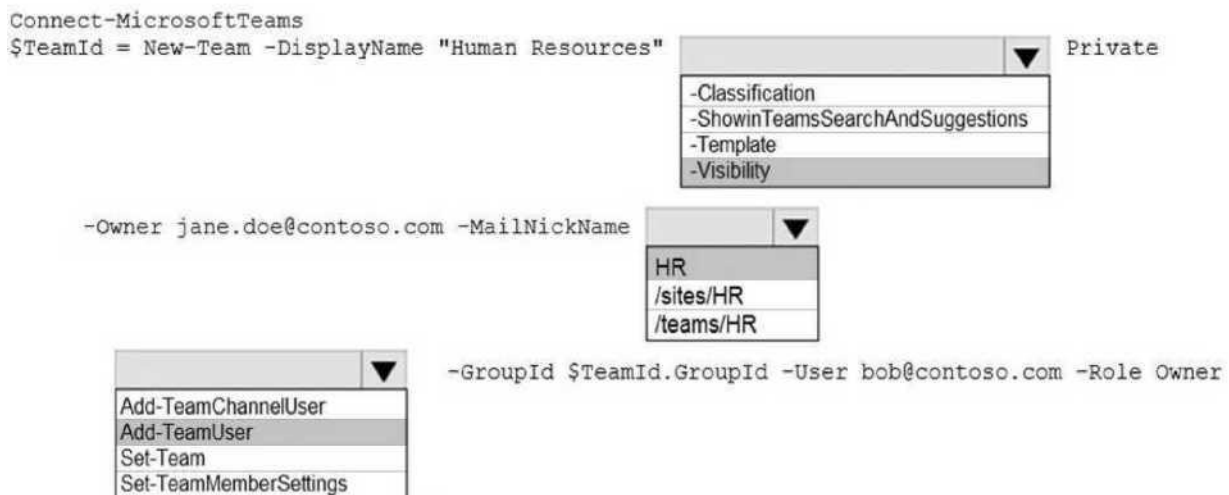
Explanation:

```
Connect-MicrosoftTeams
$TeamId = New-Team -DisplayName "Human Resources"  Private

-Owner jane.doe@contoso.com -MailNickName 


-GroupId $TeamId.GroupId -User bob@contoso.com -Role Owner

```



Reference:

<https://docs.microsoft.com/en-us/powershell/module/teams/new-team?view=teams-ps>

<https://docs.microsoft.com/en-us/powershell/module/teams/add-teamuser?view=teams-ps>

Question: 179

HOTSPOT

You have a Microsoft 365 subscription that contains a user named User1.

You have a custom policy named AppPolicy that has the following configurations:

Allow all apps published by Microsoft.

Allow only specified third-party apps.

Block all custom apps.

You need to assign AppPolicy to User1.

How should you complete the PowerShell command? To answer, select the appropriate options in the answer area.

NOTE: Each correct selection is worth one point.

<input type="checkbox"/>	-Identity "User1"	<input type="checkbox"/>	AppPolicy
Grant-CsTeamsAppSetupPolicy		-Description	
Grant-CsTeamsAppPermissionPolicy		-PinnedAppBarApps	
Set-CsTeamsAppSetupPolicy		-PolicyName	
Set-CsTeamsAppPermissionPolicy			

Answer:

Explanation:

<input checked="" type="checkbox"/>	-Identity "User1"	<input checked="" type="checkbox"/>	AppPolicy
Grant-CsTeamsAppSetupPolicy		-Description	
Grant-CsTeamsAppPermissionPolicy		-PinnedAppBarApps	
Set-CsTeamsAppSetupPolicy		-PolicyName	
Set-CsTeamsAppPermissionPolicy			

Reference:

<https://docs.microsoft.com/en-us/powershell/module/skype/grant-csteamsapppermissionpolicy?view=skype-ps>

Question: 180

You have a Microsoft 365 E5 subscription that is linked to an Azure Active Directory (Azure AD) tenant. The tenant contains the groups shown in the following table.

Name	Type
Group1	Distribution
Group2	Security
Group3	Microsoft 365

Group4	Mail-enabled security
--------	-----------------------

You need to create a new team by using the Microsoft Teams client.

Which group can you use to create the new team?

- A. Group4
- B. Group1
- C. Group2
- D. Group3

Answer: D

Explanation:

Reference:

<https://support.microsoft.com/en-us/office/create-a-team-from-an-existing-group-24ec428e-40d7-4a1a-ab87-29be7d145865>

Question: 181

HOTSPOT

You have a Microsoft 365 E5 subscription that contains a hybrid deployment of Microsoft Skype for Business Server and a user named User1.

You need User1 to perform a tenant readiness assessment for Skype for Business upgrade by using Advisor for Teams.

Which two additional licenses should you assign to User1? To answer, select the appropriate settings in the answer area.

NOTE: Each correct selection is worth one point.

Answer Area



User1

Reset password

Block sign-in

Delete user



Microsoft Excel Advanced Analytics

Office 365 E5



Microsoft Forms (Plan E5)

Office 365 E5



Microsoft Information Governance

Office 365 E5



Microsoft Kaizala Pro

Office 365 E5



Microsoft MyAnalytics (Full)

Office 365 E5



Microsoft Planner

Office 365 E5



Microsoft Records Management

Office 365 E5

Microsoft Search



Office 365 E5

This app is assigned at the organization level. It can't be assigned per user.



Microsoft StaffHub

Office 365 E5



Microsoft Stream for O365 E5 SKU

Office 365 E5



Microsoft Teams

Office 365 E5

Save changes

Answer:

Explanation:

Microsoft Excel Advanced Analytics
Office 365 E5

Microsoft Forms (Plan E5)
Office 365 E5

Microsoft Information Governance
Office 365 E5

Microsoft Kaizala Pro
Office 365 E5

Microsoft MyAnalytics (Full)
Office 365 E5

Microsoft Planner
Office 365 E5

Microsoft Records Management
Office 365 E5

Microsoft Search
Office 365 E5

This app is assigned at the organization level. It can't be assigned per user.

Reference:

<https://docs.microsoft.com/en-us/microsoftteams/use-advisor-teams-roll-out>

Question: 182

You have a Microsoft 365 subscription that uses Microsoft Teams and 300 Microsoft Teams-certified IP phones.

You need to locate, group, and filter the IP phones based on keywords.

What should you use?

A. device tags

- B. reporting labels
- C. a configuration profile
- D. a label policy

Answer: A

Explanation:

Reference:

<https://docs.microsoft.com/en-us/microsoftteams/devices/manage-device-tags>

Question: 183

Your company has a Microsoft 365 subscription.

You need to customize meeting invitation emails to include the company logo.

What should you do in the Microsoft Teams admin center?

- A. From Teams settings, modify the Email integration settings.
- B. From Meeting settings, modify the Email invitation settings.
- C. From Meeting policies, create a new meeting policy and assign the policy.
- D. From Meeting policies, modify the Global (Org-wide default) policy.

Answer: B

Explanation:

Reference:

<https://docs.microsoft.com/en-us/microsoftteams/meeting-settings-in-teams>

Question: 184

Your company has a Microsoft 365 subscription. The subscription contains 200 Microsoft Teams users and a team named IT Support that has 50 members.

You need to ensure that the caller ID for outbound PSTN calls from IT Support is the phone number of the company's IT helpdesk. The solution must minimize administrative effort.

Which two tools should you include in the solution? Each correct answer presents part of the solution.

NOTE: Each correct selection is worth one point.

- A. the Microsoft Teams PowerShell module
- B. the Azure Active Directory (Azure AD) PowerShell for Graph module
- C. the Call Quality Dashboard (CQD)
- D. the Windows PowerShell module for Microsoft Skype for Business Online
- E. the Skype for Business admin center

Answer: AE

Explanation:

Reference:

<https://docs.microsoft.com/en-us/powershell/module/skype/new-cscallinglineidentity?view=skype-ps>

<https://docs.microsoft.com/en-us/microsoftteams/assign-policies#assign-a-policy-to-a-group>

Question: 185

DRAG DROP

You have a Microsoft 365 subscription that has Azure Active Directory Premium Plan 2 licenses.

You need to implement Microsoft Teams lifecycle management to meet the following requirements:

- All unused teams must be deleted after 180 days.
- Inactive guest users must be removed from teams automatically every three months.
- Microsoft Teams admin roles must only be assigned for specific time periods.

Which feature should you use for each requirement? To answer, drag the appropriate features to the correct requirements. Each feature may be used once, more than once, or not at all. You may need to drag the split bar between panes or scroll to view content.

NOTE: Each correct selection is worth one point.

Features	Answer Area
A Microsoft 365 group expiration policy	All unused teams must be deleted after 180 days:
Access reviews in Azure Active Directory (Azure AD)	Inactive guest users must be removed from teams automatically every three months:
Azure Active Directory (Azure AD) Privileged Identity Management (PIM)	Microsoft Teams Admin roles must only be assigned for specific time periods:
Entitlement management in Azure Active Directory (Azure AD)	

Answer:

Explanation:

All unused teams must be deleted after 180 days:	A Microsoft 365 group expiration policy
Inactive guest users must be removed from teams automatically every three months:	Access reviews in Azure Active Directory (Azure AD)
Microsoft Teams Admin roles must only be assigned for specific time periods:	Azure Active Directory (Azure AD) Privileged Identity Management (PIM)

Question: 186

You have a Microsoft 365 E5 subscription that contains a user named User1.

You need to change the default conferencing toll phone number for User1 by using the Microsoft Teams admin center.

What should you modify for User1?

- A. the Account settings
- B. Calling policy
- C. the Voice settings
- D. Meeting policy

Answer: A

Explanation:

Reference:

<https://docs.microsoft.com/en-us/microsoftteams/manage-the-audio-conferencing-settings-for-a-user-in-teams>


Question: 187

HOTSPOT

You have a Microsoft 365 E5 subscription that contains a Microsoft Teams team named Sales Team. Sales Team contains the members shown in the following table.

Name	Role
User1	Owner
User2	Owner
User3	Member
User4	Member

You create a channel named Sales Project and configure the Channel moderation settings as shown in the following exhibit.

 Sales Team > Sales Project

Channel Settings Analytics

- * **Permissions** Set channel moderation preferences
 - Channel moderation
 - On
 - Who are the moderators?
 - Team owners
 - Who can start new post?
 - Only moderators
 - Team member permissions
 - Allow members to reply to channel messages
 - Allow bots to submit channel messages
 - Allow connectors to submit channel messages

For each of the following statements, select Yes if the statement is true. Otherwise, select No.
NOTE: Each correct selection is worth one point.

Statements

Yes No

User1 can reply to channel messages.

User2 can add User4 as a moderator of the Sales Project channel.

User3 can start a new post in the Sales Project channel.

Answer:

Explanation:

Statements

Yes No

User1 can reply to channel messages.

User2 can add User4 as a moderator of the Sales Project channel. 0

User3 can start a new post in the Sales Project channel.

Reference:

<https://docs.microsoft.com/en-us/microsoftteams/manage-channel-moderation-in-teams>

Question: 188

HOTSPOT

You have a Microsoft 365 E5 subscription.

You plan to enable Phone System for Microsoft Teams.

You need to configure the following:

On-hold music

A greeting message

Call forwarding and simultaneous ringing to external phone numbers

Which two settings should you configure? To answer, select the appropriate settings in the answer area.

NOTE: Each correct selection is worth one point

Answer Area



The image shows a vertical menu titled "Voice" with a telephone icon. The menu contains ten items, each in a dark blue box with white text:

- Phone numbers
- Emergency policies
- Dial plans
- Direct Routing
- Voice routing policies
- Call queues
- Auto attendants
- Call park policies
- Calling policies
- Caller ID policies

Answer:

Explanation:



Question: 189

You have a Microsoft Office 365 subscription.

You discover that apps from a third-party publisher have security issues.

You need to block all apps from the publisher.

What should you use in the Microsoft Teams admin center?

A. Org-wide app settings

- B. Policy packages
- C. Permission policies
- D. Manage apps

Answer: D

Explanation:

Reference:

<https://docs.microsoft.com/en-us/microsoftteams/manage-apps>

Question: 190

HOTSPOT

You have a Microsoft Office 365 subscription.

You need to meet the following requirements:

Pin specific apps to the Microsoft Teams app bar.

Prevent users from installing third-party apps published in the Teams app store.

Prevent users from pinning apps to the Microsoft Teams app bar.

What should you use to meet each requirement? To answer, select the appropriate options in the answer area.

NOTE: Each correct selection is worth one point.

Pin specific apps to the app bar:

- App permission policies
- App setup policies
- Microsoft Teams policies
- Microsoft Teams settings

Prevent users from pinning apps to the app bar:

- App permission policies
- App setup policies
- Microsoft Teams policies
- Microsoft Teams settings

Prevent users from installing third-party apps published to the Teams app store:

- App permission policies
- App setup policies
- Microsoft Teams policies
- Microsoft Teams settings

Explanation:

Answer:

Pin specific apps to the app bar:

- App permission policies
- App setup policies
- Microsoft Teams policies
- Microsoft Teams settings

Prevent users from pinning apps to the app bar:

- App permission policies
- App setup policies
- Microsoft Teams policies
- Microsoft Teams settings

Prevent users from installing third-party apps published to the Teams app store:

- App permission policies
- App setup policies
- Microsoft Teams policies
- Microsoft Teams settings

Reference:

<https://docs.microsoft.com/en-us/microsoftteams/teams-app-setup-policies>

<https://docs.microsoft.com/en-us/microsoftteams/teams-app-permission-policies>

Question: 191

You have a Microsoft Office 365 subscription.

You plan to upgrade from Microsoft Skype for Business to Microsoft Teams.

You use the following workloads in Skype for Business:

Audio/video conferencing

Dial-in conferencing

Enterprise Voice

Persistent Chat

Chat

You need to ensure that users can evaluate Microsoft Teams while maintaining PSTN calling by using

the Skype for Business client.

Which coexistence mode should you use?

- A. Islands
- B. Skype for Business with Teams collaboration
- C. Skype for Business only
- D. Meetings First

Answer: D

Explanation:

Reference:

<https://docs.microsoft.com/en-us/microsoftteams/teams-and-skypeforbusiness-coexistence-and-interoperability>

Question: 192

DRAG DROP

Your company has a Microsoft 365 E5 subscription.

You need to configure Microsoft Teams to meet the following requirements:

All new teams must include the Wiki app and the Planner app.

Users in specific groups must be prevented from creating private channels.

Only users in the company's IT department must have early access to the unreleased features of Microsoft Teams.

What should you configure for each requirement? To answer, drag the appropriate settings to the correct requirements. Each setting may be used once, more than once, or not at all. You may need to drag the split bar between panes or scroll to view content.

NOTE: Each correct selection is worth one point.

Settings	Answer Area
App setup policies	All new teams must include the wiki and planner apps: <input type="text" value="Setting"/>
Teams policies	Users in specific groups must be prevented from creating private channels: <input type="text" value="Setting"/>
Team templates	
Update policies	Only users in the company's IT department must have early access to the unreleased features of Microsoft Teams: <input type="text" value="Setting"/>

Answer:

Explanation:

All new teams must include the wiki and planner apps:

Users in specific groups must be prevented from creating private channels:

Only users in the company's IT department must have early access to the unreleased features of Microsoft Teams:

Reference:

<https://docs.microsoft.com/en-us/microsoftteams/teams-app-setup-policies>

<https://docs.microsoft.com/en-us/microsoftteams/teams-policies>

<https://docs.microsoft.com/en-us/microsoftteams/public-preview-doc-updates>

Question: 193

HOTSPOT

You have a Microsoft 365 subscription that uses Microsoft Teams and contains a user named User1.

You have the following Microsoft Team templates:

- Manage an Event
- Manage a Project
- Quality and Safety
- Onboard Employees

You have the Microsoft Teams template policies shown in the following table.

Policy	Viewable template
Global (Org-wide default)	Manage a Project Quality and Safety Onboard
Policy1	Manage a Project Manage an Event

The Templates policy settings for User1 are configured as shown in the following exhibit.

Templates policy

User1

You can see how and which policy is dynamically getting applied. Learn more

Policy directly assigned to the user

Policy1 0

1

Policy inherited from groups None X

Global (Org*wide default) policy

Global (Org-wide default)

For each of the following statements, select Yes if the statement is true. Otherwise, select No.

NOTE: Each correct selection is worth one point.

Statements	Yes	No
User1 can create new teams by using the Onboard Employees O template	<input type="radio"/>	<input type="radio"/>
User1 must use the Microsoft Teams admin center to create a new O team by using a template	<input type="radio"/>	<input type="radio"/>
User1 must be assigned the Teams Administrator role to create O new teams by using the Manage a Project template	<input type="radio"/>	<input type="radio"/>

Answer:

Explanation:

Statements	Yes	No
User1 can create new teams by using the Onboard Employees O template	<input type="radio"/>	<input type="radio"/>
User1 must use the Microsoft Teams admin center to create a new O team by using a template	<input type="radio"/>	<input type="radio"/>
User1 must be assigned the Teams Administrator role to create O new teams by using the Manage a Project template	<input type="radio"/>	<input type="radio"/>

Reference:

<https://support.microsoft.com/en-us/office/create-a-team-from-a-template-a90c30f3-9940-4897-ab5b-988e69e4cd9c>

Question: 194

You have a Microsoft 365 subscription.

You create an org-wide team named Team1. Users named User1 and User2 are the owners of Team1.

You need to configure Team1 to meet following requirements:

Ensure that only User1 and User2 can create new posts in the General channel.

Prevent @mentions for the org-wide team members.

Which two actions should you perform from the Microsoft Teams client? Each correct answer presents part of the solution.

NOTE: Each correct selection is worth one point.

- A. From the Team1 settings, clear Give members the option to edit their messages
- B. From the General Channel settings of Team1, set the channel moderation preference to Anyone can post; show alert that postings will notify everyone (recommended for large teams)
- C. From the General Channel settings of Team1. set the channel moderation preference to Only owners can post

messages.

D. From the Team1 settings, disable all the Fun stuff settings.

E. From the Team1 settings, set Show members the option to @team or @[team name] to Off.

Answer: CE

Explanation:

Reference:

<https://docs.microsoft.com/en-us/microsoftteams/create-an-org-wide-team>

Question: 195

DRAG DROP

You have a Microsoft Office 365 subscription named contoso.com.

You need to create the Microsoft Teams teams shown in the following table.

Name	Requirement
Sales	Users can join only once they are approved. All contoso.com users are included automatically.
General	
Projects	Users can join without approval.

What should you configure each team? To answer, drag the appropriate team types to the correct teams. Each team type may be used once, more than once, or not at all. You may need to drag the split bar between panes or scroll to view content.

NOTE: Each correct selection is worth one point.

Team Types

Org-wide

Private

Public

Answer Area

Sales: Team type

General: Team type

Project: Team type

Answer:

Explanation:

Sales:	Private
General:	Org-wide
Project:	Public

Reference:

<https://docs.microsoft.com/en-us/microsoftteams/teams-channels-overview>

Question: 196

HOTSPOT

You have a Microsoft 365 subscription.

You need to configure the following for all users:

Prevent the use of third-party apps in Microsoft Teams.

Configure the Microsoft Teams app navigation bar.

The solution must minimize administrative effort.

What should you do? To answer, select the appropriate options in the answer area.

NOTE: Each correct selection is worth one point.

Prevent the use of third-party apps in Microsoft Teams:

<input type="checkbox"/> From the Microsoft 365 admin center, modify the Microsoft Teams Org settings.
<input type="checkbox"/> From the Microsoft 365 admin center, modify the User owned apps and services Org settings.
<input type="checkbox"/> From the Microsoft Teams admin center, modify the Org-wide app settings.
<input type="checkbox"/> From the Microsoft Teams admin center, modify the Org-wide settings.

Configure the Microsoft Teams app navigation bar:

<input type="checkbox"/> Create a new app permission policy.
<input type="checkbox"/> Create a new app setup policy.
<input type="checkbox"/> Modify the global app permission policy.
<input type="checkbox"/> Modify the global app setup policy.

Answer:

Explanation:

Prevent the use of third-party apps in Microsoft Teams:

- From the Microsoft 365 admin center, modify the Microsoft Teams Org settings.
- From the Microsoft 365 admin center, modify the User owned apps and services Org settings.
- From the Microsoft Teams admin center, modify the Org-wide app settings.
- From the Microsoft Teams admin center, modify the Org-wide settings.

Configure the Microsoft Teams app navigation bar:

- Create a new app permission policy.
- Create a new app setup policy.
- Modify the global app permission policy.
- Modify the global app setup policy.

Reference:

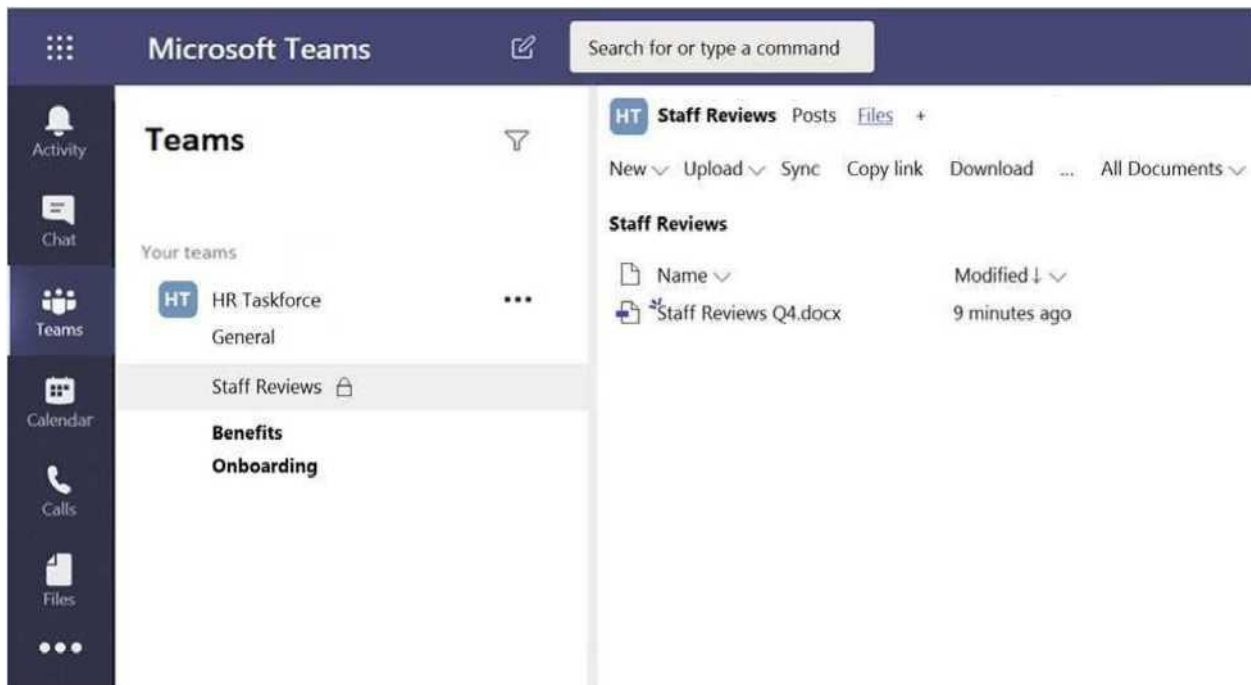
<https://docs.microsoft.com/en-us/microsoftteams/teams-app-permission-policies>

<https://docs.microsoft.com/en-us/microsoftteams/teams-app-setup-policies>

Question: 197

HOTSPOT

Your company has a Microsoft Teams deployment that contains a team named HR Taskforce. The members of HR Taskforce are shown in the HR Taskforce exhibit.



The members of a private channel named Staff Reviews are shown in the Members exhibit.

Microsoft Teams Search for or type a command MB

Teams

Mb HR Taskforce ■■■
 ■■■ Welcome to the HR Taskforce team.

Members Pending Requests Settings Analytics Apps C Search for hannuls

members Q, |

Owners (1)

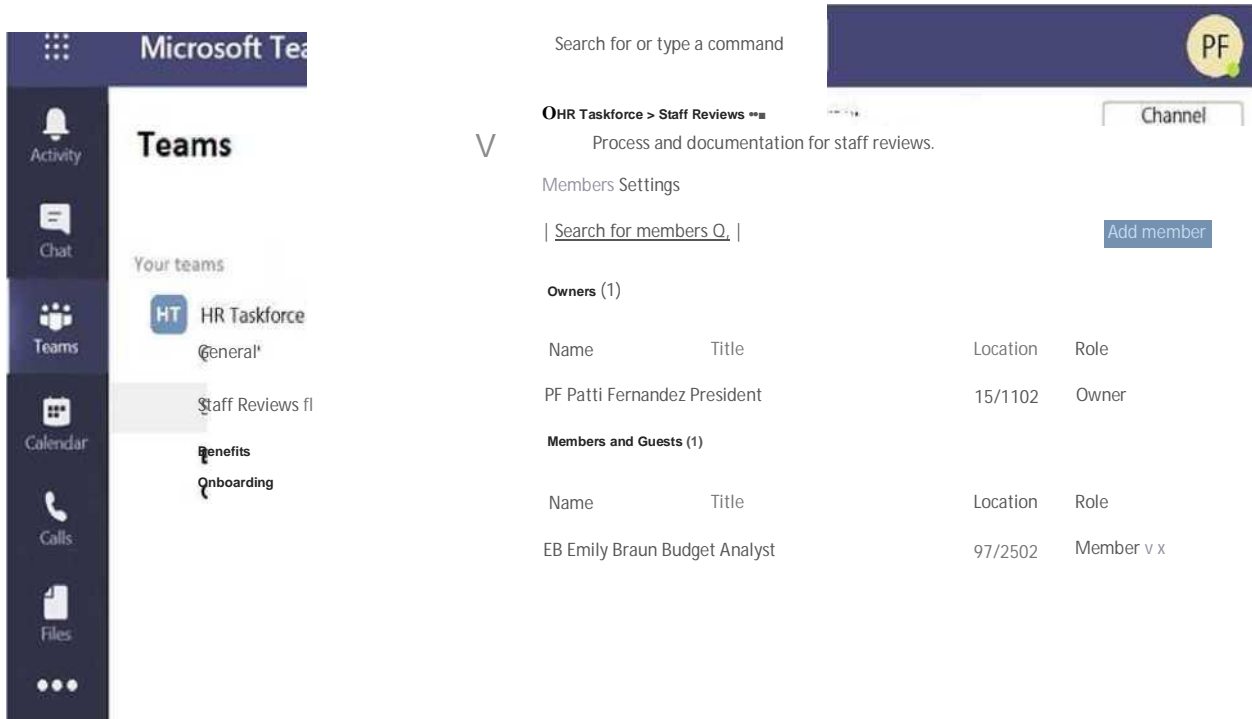
Name	Title	Location	Tags	Role
MB Megan Bowen	Auditor	12/1110		Owner v

Members and Guests (18)

Name	Title	Location	Tags	Role
LG Lee Gu	CVP Research & Development	23/1101		Member v x
PF Patti Fernandez	President	15/1102		Member x
EB Emily Braun	Budget Analyst	97/2502		Member v x
GA Grady Archie	CVP Legal	19/2109		Member v X
cc Christie Cline	Sn VP Sales & Marketing	131/2105		Member v x
PG Pradeep Gupta	Accountant II	98/2202		Member v x

Join or create a team

The files in the Staff Reviews channel are shown in the Files exhibit.



For each of the following statements, select Yes if the statement is true. Otherwise, select No.

NOTE: Each correct selection is worth one point

Statements	Yes	No
A user named Megan Bowen can view the name, description, and owner of the Staff Reviews channel.		
A user named Megan Bowen can open the Staff Reviews Q4.docx file.		
A user named Megan Bowen can add new members to the Staff Reviews channel.		

Answer:

Explanation:

Statements	Yes	No
------------	-----	----

A user named Megan Bowen can view the name, description, and owner of the Staff Reviews channel.

A user named Megan Bowen can open the Staff Reviews Q4.docx file.

A user named Megan Bowen can add new members to the Staff Reviews channel.

Reference:

<https://docs.microsoft.com/en-us/microsoftteams/private-channels>

Question: 198
HOTSPOT

You have a Microsoft 365 subscription that contains a group named Group1.

You need to configure Group1 to meet the following requirements:

Users must not be permitted to pin apps to the Microsoft Teams app bar.
Only the Chat, Teams, and Calendar apps must appear on the Microsoft Teams app bar.

Which policy type should you create and which PowerShell cmdlet should you run to assign the policy? To answer, select the appropriate options in the answer area.

NOTE: Each correct selection is worth one point.

Policy type:

	▼
App permission	
App setup	
Messaging	
Microsoft Teams	

PowerShell cmdlet:

	▼
Grant-CsTeamsAppPermissionPolicy	
Grant-CsTeamsAppSetupPolicy	
Grant-CsTeamsMessagingPolicy	
Grant-CsTeamsMobilityPolicy	

Answer:

Explanation:

Policy type:

	▼
App permission	
App setup	
Messaging	
Microsoft Teams	

PowerShell cmdlet:

	▼
Grant-CsTeamsAppPermissionPolicy	
Grant-CsTeamsAppSetupPolicy	
Grant-CsTeamsMessagingPolicy	
Grant-CsTeamsMobilityPolicy	

Reference:

<https://docs.microsoft.com/en-us/microsoftteams/teams-app-setup-policies#assign-a-custom-app-setup-policy-to-users>

<https://docs.microsoft.com/en-us/powershell/module/skype/grant-csteamsappsetuppolicy?view=skype-ps>

Question: 199

HOTSPOT

You are a Microsoft Teams administrator for your company.

You have the Org-wide app settings shown in the App Settings exhibit. (Click the App Settings tab.)

Org-wide app settings

Third party apps

You can control which third party apps can be installed for your organization, team more

Allow third party or custom apps ©

on

Allow any new third party apps published to the store by default ©

On

Custom apps

If your organization requires apps other than those available in the Teams Apps store, custom apps can be developed as app packages and uploaded. [Learn more](#)

Allow interaction with custom apps



Blocked apps (1)

Search for apps you want to block across your organization or to see a list of apps go to



Cancel

The company's global app permission policy is configured as shown in the Permission Policy exhibit. (Click the Permission Policy tab.)

Global

Description



Microsoft apps

Choose which Teams apps published by Microsoft or its partners can be installed by your users.

(J) Allow specific apps and block all others

+ Add apps

2 Items

Allowed apps	App ID	Distributor
 1 — 131	c3a1996d-db0f-4857-a6ea-7aabf0266b00	Microsoft Corp.
 i Planner	com.microsoft.teamspace.tab.planner	Microsoft Corp.

Third-party apps

Choose which Teams apps published by a third-party that can be installed by your users.

0 Block all apps

Tenant apps

Choose which Tenant apps can be installed by your users.

0 Block all apps

The company's global app setup policy is configured as shown in the Setup Policy exhibit. (Click the Setup Policy tab.)

Global

Description

Upload custom apps J) On

Pinned apps

Choose the order that apps are pinned in the Teams app navigation bar.

Add apps

7 Items

Name	App ID	Distributor
Q Activity	14d6962d-6eeb-4f48-8890-de55454bbl36	Microsoft
1 Planner	com.microsoftteamspace.tab.planner	Microsoft Corp.
1 Chat	86fcd49b-61a2-4701-b771-54728cd291fb	Microsoft
1 Teams	2a84919f-59d8-4441-a975-2a8c2643b741	Microsoft
Calendar	ef56c0de-36fc-4ef8-b417-3d82ba9d073c	Microsoft
Calling	20c3440d-c67e-4420-9f80-0e50c39693df	Microsoft
1 Files	5af6a76b-40fc-4ba1 -af29-8f49b08e44fd	Microsoft

For each of the following statements, select Yes if the statement is true. Otherwise, select No.

NOTE: Each correct selection is worth one point.

Statements

Yes No

Team members can upload apps from the Microsoft Teams client.

All team members can add the Microsoft Flow app to a team.

All team members can add the Microsoft Planner app to a team.

Answer:

Explanation:

Statements

Yes No

Team members can upload apps from the Microsoft Teams client.



All team members can add the Microsoft Flow app to a team.



All team members can add the Microsoft Planner app to a team.

Box 1: Yes

“Allow interaction with custom apps” in the org-wide policy and “upload custom apps” in the global policy are set to on. This means that users can upload custom apps to teams that allow it and to teams for which they are owners.

Box 2: Yes

The global policy allows Microsoft Flow.

Box 3: No

The global policy allows Microsoft Planner. However, the org-wide settings blocks Microsoft Planner. In this case, the org-wide policy blocking the app will override the global policy meaning the app will be blocked. When an app is blocked, users will not be able to add the app to a team.

Reference:

<https://docs.microsoft.com/en-us/microsoftteams/teams-app-permission-policies>

<https://office365itpros.com/2019/08/12/using-teams-app-permission-policies/>

<https://docs.microsoft.com/en-us/microsoftteams/teams-custom-app-policies-and-settings>

Question: 200

HOTSPOT

Your company has a Microsoft Office 365 subscription.

The assigned licenses are shown in the Licenses exhibit. (Click the Licenses tab.)

Office

Licenses

Select a product to view and assign licenses

[Go to Products & services](#) to manage billing or buy more licenses

1 Export C Refresh Name T	Available quantity	Account type
Microsoft 365 Domestic and International Calling Plan	41 available 9 assigned of 50 total	Organization
Microsoft 365 Phone System - Virtual User	8 available 2 assigned of 10 total	Organization
Microsoft Power Automate Free	9995 available 5 assigned of 10000 total	Organization
<input type="checkbox"/> Office 365 E3	13 available 12 assigned of 25 total	Organization
<input type="checkbox"/> Office 365 E5	34 available 16 assigned of 50 total	Organization
<input type="checkbox"/> Office 365 E5 without Audio Conferencing	5 available 0 assigned of 5 total	Organization
<input type="checkbox"/> Power BI (free)	Unlimited licenses 1 assigned	Organization

The available phone numbers are shown in the Phone numbers exhibit. (Click the Phone Numbers tab.)

Phone numbers

To set up calling features for users and services in your organization, you can get new numbers or port existing ones from a service provider. You can manage phone numbers including assigning, unassigning and releasing phone numbers for people or for services like audio conferencing auto attendants or call queues [Learn more](#)

[Numbers](#) [Order history](#)

+ Add ± Port ^ Edit

Match all of these conditions: Number starts with = 1952 0			
>/ Phone number	Location	Number type	Status
+1 952 208 5221	Bloomington, United States	Users	Unassigned
+1 952 208 5222	Bloomington, United States	Users	Unassigned
+1 952 208 5223	Bloomington, United States	Users	Unassigned
+1 952 222 8948	Bloomington, United States	Service	Unassigned
+1 952 222 8963	Bloomington, United States	Service	Unassigned
+1 952 222 8974	Bloomington, United States	Service	Unassigned

For each of the following statements, select Yes if the statement is true. Otherwise, select No.

NOTE: Each correct selection is worth one point.

Statements	Yes	No
Phone number +1 952 222 8948 can <input type="radio"/> be assigned to a user	<input type="radio"/>	<input type="radio"/>
Phone number +1 952 222 8948 can <input type="radio"/> be assigned to a call queue.	<input type="radio"/>	<input type="radio"/>
Phone number +1 952 222 8948 can <input type="radio"/> be assigned to a conference bridge.	<input type="radio"/>	<input type="radio"/>

Answer:

Explanation:

Statements	Yes	No
------------	-----	----

Phone number +1 952 222 8948 can be assigned to a user.
0 0

Phone number +1 952 222 8948 can be assigned to a call
queue. 0 0

Phone number +1 952 222 8948 can be assigned to
a conference bridge, or 0

Reference:

<https://docs.microsoft.com/en-us/microsoftteams/different-kinds-of-phone-numbers-used-for-calling-plans>

<https://docs.microsoft.com/en-us/microsoftteams/getting-service-phone-numbers>

Question: 201

You have a Microsoft 365 subscription that contains two users named User1 and User2. The users are provisioned for Microsoft Teams calling.

User1 is on leave for two weeks.

You need to ensure that User2 is notified of all calls to User1 while User1 is away.

Which two actions should you perform? Each correct answer presents part of the solution.

NOTE: Each correct selection is worth one point.

- A. From Voice, add User2 to group call pickup.
- B. From Voice, add User1 to group call pickup.
- C. From Policies, modify the voice routing policy.
- D. From the Microsoft Teams admin center, modify the settings of User2.
- E. From the Microsoft Teams admin center, modify the settings of User1.

Answer: AE

Explanation:

Reference:

<https://erik365.blog/2019/06/06/manage-group-calling-and-call-delegation-in-microsoft-teams-as-admin/>

Question: 202

HOTSPOT

You have a Microsoft 365 subscription that has the licenses shown in the following table.

Type	Amount
Domestic Calling Plan	100
Phone System	100
Audio Conferencing	35

What is the maximum number of user phone numbers and toll-free service numbers you can acquire? To answer, select the appropriate options in the answer area.

NOTE: Each correct selection is worth one point.

User phone numbers:

Toll-free service numbers:

Answer:

Explanation:

User phone numbers:

Toll-free service numbers:

Reference:

<https://docs.microsoft.com/en-us/microsoftteams/how-many-phone-numbers-can-you-get>

Question: 203

Your company uses Phone System.

A group of users make outbound calls on behalf of the company's billing department.

You need to ensure that when the users make the outbound calls, their numbers are replaced by a phone number that is associated to an existing call queue.

What should you do first?

- | | | | |
|----|------------------------------------|---|---|
| A. | Create to On. | a | new calling policy and set Make private calls |
| B. | Create routed to callgroups to On. | a | new calling policy and set Inbound calls can be |
| C. | Create to Anonymous. | a | new caller ID policy and set Replace caller ID |
| D. | Create to Service number. | a | new caller ID policy and set Replace caller ID |

Answer: D

Explanation:

Reference:

<https://docs.microsoft.com/en-us/microsoftteams/caller-id-policies>

<https://docs.microsoft.com/en-us/microsoftteams/set-the-caller-id-for-a-user>

Question: 204

HOTSPOT

You have a Microsoft Office 365 subscription.

All users are assigned a Calling Plan license.

You configure emergency calling.

The global emergency calling policy is configured as shown in the Emergency Calling exhibit. (Click the Emergency Calling tab.)

Emergency calling policy

Name

Global

Description

Conference and Send Notification

Notification mode©

Send notification only

Numbers to dial for emergency calls notifications 0

Users and groups for emergency calls notifications 0

Search by display or username

Notification group

 Testing and Validation
TmiinqVilidalwn^Mii



Cancel

The global emergency call routing policy is configured as shown in the Emergency Call Routing exhibit. (Click the Emergency Call Routing tab.)

Global

Add a friendly description so you know why it was created

Dynamic emergency calling Off

Emergency numbers

Emergency numbers are phone numbers that users can dial in the case of an emergency such as 911, 999, or 112.

You don't have any emergency numbers yet.



The network topology is configured as shown in the Network Topology exhibit. (Click the Network Topology tab.)

Network topology

You can use network topology to define the network regions, sites, and subnets that are used to determine the emergency call routing and calling policies that are to be used for a given location. [Learn more](#)

Network topology summary

1 Network site 0 Trusted IPs

Network sites

+ Add [?](#) Edit 0 Delete 0 | 11 items

Q \$

✓ Network site | Description Network region 0 location based routing 0 Emergency calling policy 0 Emergency call routing policy 0 Subnets

NAPT Office

Off

Global (Org-wide default) Global (Org-wide default) 1

For each of the following statements, select Yes if the statement is true. Otherwise, select No.

NOTE: Each correct selection is worth one point.

Statements	Yes	No
Calling Plan users will connect to emergency services when they dial an emergency number.	0	0
The Testing and Validation group will conference in to all emergency calls.	0	0
The NAPT Office site is assigned the appropriate polices to make emergency calls.	0	0

Answer:

Explanation:

Statements	Yes	No
Calling Plan users will connect to emergency services when they dial an emergency number.	<input checked="" type="radio"/>	<input type="radio"/>
The Testing and Validation group will conference in to all emergency calls.	<input type="radio"/>	<input checked="" type="radio"/>
The NAPT Office site is assigned the appropriate polices to make emergency calls.	<input checked="" type="radio"/>	<input type="radio"/>

Reference:

<https://docs.microsoft.com/en-us/microsoftteams/manage-emergency-calling-policies>

<https://docs.microsoft.com/en-us/microsoftteams/what-are-emergency-locations-addresses-and-call-routing>

Question: 205

You have a Microsoft 365 subscription that uses Microsoft Teams.

You plan to deploy Microsoft Teams voice.

Which two settings require a resource account? Each correct answer presents part of the solution.

NOTE: Each correct selection worth one point.

- A. Call park policies
- B. Auto attendant
- C. Call queues
- D. Emergency polices

E. Guest access

Answer: BC

Explanation:

Reference:

<https://docs.microsoft.com/en-us/microsoftteams/manage-resource-accounts>

Question: 206

You have a Microsoft 365 subscription that uses Microsoft Teams and contains a user named User.

You need to ensure that User1 can investigate call-quality issues and identify the following types of information:

Caller and recipient names

Device names and IP addresses

The number and names of all meeting participants

The solution must use the principle of least privilege.

Which role should you assign to User1?

- A. Teams Device Administrator
- B. Teams communication support engineer
- C. Teams Administrator
- D. Teams communication admin

Answer: B

Explanation:

Reference:

<https://docs.microsoft.com/en-us/MicrosoftTeams/use-call-analytics-to-troubleshoot-poor-call-quality#what-does-each-teams-support-role-do>

Question: 207

HOTSPOT

You have a Microsoft 365 subscription that uses Microsoft Teams and contains the users shown in the

following table.

Name	Role	Azure Active Directory (Azure AD) license	Microsoft 365 license
User1	User administrator	Azure Active Directory Premium Plan	Enterprise E5
User2	None	Azure Active Directory Premium Plan	Enterprise E5

User3	None	Azure Active Directory Premium Plan2	Enterprise E5
User4	None	Azure Active Directory Premium Plan2	Enterprise E5
Guest1	None	None	None

You have the team shown in the following table.

Name	Owner	Members and guests
Project1	User2	User3 User4 Guest1

A new access review needs to be created for Project1.

For each of the following statements, select Yes if the statement is true. Otherwise, select No.

NOTE: Each correct selection is worth one point.

Statements	Yes	No
User1 can create and manage the access review.	<input type="radio"/>	<input type="radio"/>
User2 can be assigned as a reviewer of the access review.	<input type="radio"/>	<input type="radio"/>
Guest1 can be assigned as a reviewer of the access review. <input type="radio"/>		<input type="radio"/>

Answer:

Explanation:

Statements	Yes	No
User1 can create and manage the access review.	<input type="radio"/>	<input type="radio"/>
User2 can be assigned as a reviewer of the access review.	<input type="radio"/>	<input type="radio"/>
Guest1 can be assigned as a reviewer of the access review. <input type="radio"/>		<input type="radio"/>

Reference:

<https://github.com/MicrosoftDocs/azure-docs/blob/master/articles/active-directory/governance/create-access-review.md>

Question: 208

You have a Microsoft 365 subscription that uses Microsoft Teams.

You plan to implement Microsoft Teams Rooms. The solution must meet the following requirements:

Support Microsoft Teams Rooms, Microsoft Surface Hub, and collaboration bars for Microsoft Teams. Ensure that Microsoft manages firmware and application updates for room systems and peripherals. Ensure that Microsoft monitors and troubleshoots room system and peripherals

Which license should you purchase?

- A. Advanced Communications
- B. Microsoft Teams Rooms Premium
- C. Microsoft Teams Rooms Standard
- D. Microsoft 365 Business Voice

Answer: B

Explanation:

Reference:

<https://docs.microsoft.com/en-us/microsoftteams/rooms/rooms-licensing>

<https://docs.microsoft.com/en-us/microsoftteams/rooms/microsoft-teams-rooms-premium>

Question: 209

You have a Microsoft 365 subscription that uses Microsoft Teams. The subscription contains 1,000 users in the groups shown in the following table.

Name	Requirement
Group 1	Full access to chat calling apps, and meetings in Microsoft Teams must be provided
Group2	Access to external participants must be prevented Video conferencing and screen shanng must be disabled Private meetings must be disabled Specific apps must be installed automatically

You need to configure Microsoft Teams to meet the requirements. The solution must minimize administrative effort.

What should you use?

- A. policy packages
- B. app setup policies
- C. Microsoft Teams policies

D. Meetings policies

Answer: A

Explanation:

Reference:

<https://docs.microsoft.com/en-us/microsoftteams/assign-policies>

Question: 210

HOTSPOT

Your company has a Microsoft 365 E5 subscription.

You plan to create a team that will automatically include all new and existing users at the company.

You need to identify which role-based access control (RBAC) role is required to create the team, and which tool must be used to create the team. The solution must use the principle of least privilege.

What should you identify? To answer, select the appropriate options in the answer area.

NOTE: Each correct selection is worth one point.

Role: ▼

Global Administrator
Groups administrator
Teams Administrator
User Administrator

Tool: ▼

Azure Active Directory admin center
Microsoft Teams admin center
Microsoft Teams client
Microsoft Teams PowerShell

Answer:

Explanation:

Role: ▼

Global Administrator
Groups administrator
Teams Administrator
User Administrator

Tool: ▼

Azure Active Directory admin center
Microsoft Teams admin center
Microsoft Teams client
Microsoft Teams PowerShell

Reference:

<https://docs.microsoft.com/en-us/microsoftteams/create-an-org-wide-team>

<https://docs.microsoft.com/en-us/microsoft-365/business-video/org-wide-team?view=o365-worldwide>

Question: 211

HOTSPOT

You have a Microsoft 365 subscription that uses Microsoft Teams and contains the users shown in the following table.

Name	Role
Admin 1	Teams Administrator
User1	User
User2	User
User3	User
User4	User
User5	User

You have a team named Sales that is configured as shown in the following table.

Name	Privacy	Role	Members
Sales	Private	Owner Member Member Member	User1 User2 User3 User4

The Sales team contains the channels shown in the following table.

Name	Type	Owner	Members
Planning	Standard	User1	User2 User3 User4
Budget	Private	User2	User3 User4

For each of the following statements, select Yes if the statement is true. Otherwise, select No.

NOTE: Each correct selection is worth one point.

Statements	Yes	No
User1 can see the membership list of the Budgets channel.	<input type="radio"/>	<input type="radio"/>
User2 can add User5 as a member of the Budgets channel	<input type="radio"/>	<input type="radio"/>
Admin1 can convert Planning into a private channel.	<input type="radio"/>	<input type="radio"/>

Answer:

Explanation:

Statements	Yes	No
User1 can see the membership list of the Budgets channel. <input type="radio"/>		<input type="radio"/>
User2 can add User5 as a member of the Budgets channel. <input type="radio"/>		<input type="radio"/>
Admin1 can convert Planning into a private channel. <input type="radio"/>		<input type="radio"/>

Reference:

<https://www.spguides.com/create-a-private-channel-in-microsoft-teams/>

https://docs.microsoft.com/en-us/microsoftteams/private-channels?WT.mc_id=M365-MVP-5002973

Question: 212

You have a Microsoft 365 E5 subscription.

You need to generate a report that provides the following information:

How many users post and reply to channel messages

The number of ad hoc meetings organized by a user

The number of meetings a user has participated in

The total video time of a user

Which report should you run?

- A. Teams user activity
- B. Teams usage
- C. Teams live event usage
- D. Teams app usage

Answer: A

Explanation:

Reference:

<https://docs.microsoft.com/en-us/microsoftteams/teams-analytics-and-reports/teams-usage-report>

Question: 213

HOTSPOT

You have a Microsoft 365 subscription that uses Microsoft Teams and contains the users shown in the following table.

Name	Role
Admin 1	Global Administrator
Admin2	Teams Administrator

You have a team named Project1 that contains the members shown in the following table.

Name	Role
User1	Owner
User2	Member

You need to monitor Project1 for the following administrative actions:

The creation and deletion of channels

Changing the role assignments of team members

Which users can monitor Project1, and which feature should the users use? To answer, select the appropriate options in the answer area.

NOTE: Each correct selection is worth one point.

Feature: ▼

Audit log
Usage reports
Teams advisor
Content search
Message center

Users: ▼

User1 only
Admin1 only
Admin2 only
Admin1 and Admin2 only
User1, Admin1, and Admin2

Answer:

Explanation:

Feature: ▼

Audit log
Usage reports
Teams advisor
Content search
Message center

Users: ▼

User1 only
Admin1 only
Admin2 only
Admin1 and Admin2 only
User1, Admin1, and Admin2

Reference:

<https://docs.microsoft.com/en-us/microsoftteams/audit-log-events>

<https://docs.microsoft.com/en-us/microsoft-365/security/office-365-security/permissions-in-the-security-and-compliance-center?view=o365-worldwide>

Question: 214

You have a Microsoft 365 subscription that uses Microsoft Teams.

A user reports an error when he attempts to share his screen during meetings by using the Microsoft Teams Windows Desktop client.

You need to collect the Microsoft Teams client log files from the user's device.

What should you do?

- A. From the Microsoft Teams client settings, select Disable GPU hardware acceleration.
- B. Select Ctrl + Alt + Shift + 1.
- C. Select the Windows logo key + Alt + Shift +1
- D. From the Microsoft Teams client settings, select Enable logging for meeting diagnostics.

Answer: B

Explanation:

Reference:

<https://docs.microsoft.com/en-us/microsoftteams/log-files>

Question: 215

You have a Microsoft Office 365 subscription that contains a user named User1.

You need to ensure that User1 can view Analytics & reports in the Microsoft Teams admin center. The solution must use the principle of least privilege.

Which role should you assign to User1?

- A. Teams Communication support specialist
- B. Skype for Business administrator
- C. Global reader
- D. Global administrator

Answer: B

Explanation:

Reference:

<https://docs.microsoft.com/en-us/microsoftteams/get-started-with-teams-monitor-usage-and-feedback>

Question: 216

You are a Microsoft Teams administrator for your company.

All the teams used by the company's legal department must meet the following compliance requirements:

Each team must expire 365 days after it is created.

All team content must be deleted when the team expires.

An administrator must be able to restore deleted team content for 30 days.

What should you do?

- A. From the Microsoft 365 compliance center, create a retention policy.
- B. From the Azure Active Directory admin center, configure Microsoft 365 Groups expiration.
- C. From the Microsoft 365 admin center, modify the Office 365 group settings.
- D. From the Microsoft Teams admin center, modify the team's policy.

Answer: B

Explanation:

Reference:

<https://docs.microsoft.com/en-us/microsoftteams/team-expiration-renewal>

Question: 217

You have a Microsoft 365 subscription that uses Microsoft Teams.

You need to ensure that only the following apps are available in the Microsoft Teams app store:

Lists

Project

Bulletins

OneNote

PowerApps

The solution must minimize administrative effort.

What should you do?

- A. Configure the Org-wide app settings
- B. From the Manage apps page, block unapproved apps
- C. Configure the global (Org-wide default) app permission policy
- D. Configure the global (Org-wide default) app setup policy

Answer: C

Explanation:

Reference:

<https://docs.microsoft.com/en-us/microsoftteams/teams-app-permission-policies>

Question: 218

You have a Microsoft 365 subscription that uses Microsoft Teams and contains the groups shown in the following table.

Name	Type	Number of members
Group1	Distribution	11,500
Group2	Security	4,500
Group3	Distribution	2,500

You create a new team named Project1.

Which groups can be added to Project1?

- A. Group1 only
- B. Group2 only
- C. Group3 only
- D. Group1 and Group3 only
- E. Group1, Group2, and Group3

Answer: C

Explanation:

Maximum size of distribution list, security group or Office 365 group that can be imported in to a team: 3,500.

Reference:

Question: 219

DRAG DROP

You have a Microsoft 365 subscription that uses Microsoft Teams and contains three users named User1, User2, and User3.

You need to configure Microsoft Teams to meet the following requirements:

Prevent User1 and User2 from creating private channels.

Ensure that User3 can control who can create private channels.

Minimize administrative effort.

Which three actions should you perform in sequence? To answer, move all actions from the list of actions to the answer area and arrange them in the correct order.

NOTE: More than one order of answer choices is correct. You will receive credit for any of the correct orders you select.

Actions

Create a distribution list named dist1. To dist1, add User1 and User2 as members and add User3 as the owner

Create an update policy named Policy1 and set Show preview features to On

Add a teams policy named Policy1 and set Create private channels to Off

Edit the properties of User1 and User2 and set Teams policy to Policy1

Create a Microsoft Teams group policy assignment and assign Policy1 to dist1

Answer Area



Answer:

Explanation:

Create a distribution list named dist1. To dist1, add User1 and User2 as members and add User3 as the owner

Add a teams policy named Policy1 and set Create private channels to Off

Create a Microsoft Teams group policy assignment and assign Policy1 to dist1

Reference:

Question: 220

You have a Microsoft 365 E5 subscription that has Phone System enabled for all Microsoft Teams users.

You need to configure the Phone System to meet the following requirements:

Provide a virtual receptionist that connects callers to either a specific user or the help desk.

Route calls to the help desk on a First in, First out (FIFO) order.

Which two resources should you create? Each correct answer presents part of the solution.

NOTE: Each correct selection is worth one point.

- A. a call park policy
- B. a call queue
- C. a voice routing policy
- D. a group call pickup
- E. an auto attendant
- F. a calling policy

Answer: BE

Explanation:

Reference:

<https://docs.microsoft.com/en-us/microsoftteams/create-a-phone-system-call-queue>

<https://docs.microsoft.com/en-us/microsoftteams/plan-auto-attendant-call-queue>

Question: 221

HOTSPOT

You have a Microsoft 365 subscription that uses Microsoft Teams.

You need to configure phone settings to meet the following requirements:

Put a call on hold, and then transfer the call.

Hide the calling phone number of outgoing calls.

What should you configure for each requirement? To answer, select the appropriate options in the answer area.

NOTE: Each correct selection is worth one point.

Put a call on hold, and then transfer the call:

	▼
Call queues	
Call forwarding	
Call park policies	
Voice routing policies	

Hide the calling phone number of outgoing calls:

	▼
Call forwarding	
Caller ID policies	
Voice routing policies	
Microsoft Phone System Direct Routing	

Answer:

Explanation:

Put a call on hold, and then transfer the call:

	▼
Call queues	
Call forwarding	
Call park policies	
Voice routing policies	

Hide the calling phone number of outgoing calls:

	▼
Call forwarding	
Caller ID policies	
Voice routing policies	
Microsoft Phone System Direct Routing	

Reference:

<https://docs.microsoft.com/en-us/microsoftteams/set-the-caller-id-for-a-user>

Question: 222

HOTSPOT

You have a Microsoft 365 subscription that uses Microsoft Teams.

You need to meet the following requirements:


Users must be able to join meetings by dialing a phone number.

Users must be able to apply custom branded meeting lobbies.

Auto attendants and call queues must be implemented.

Which Microsoft Teams feature should you configure for each requirement? To answer, select the appropriate options in the answer area.

NOTE: Each correct selection is worth one point.

Join meetings by dialing a phone number:	
	Calling Plans
	Audio Conferencing
	Microsoft Teams Rooms
	Advanced Communications

Implement auto attendants and call queues:

Calling Plans
Communication credits
Microsoft Teams Rooms
Advanced Communications

Apply custom branded meeting lobbies:

Communication credits
Microsoft Teams Rooms
Advanced Communications
Microsoft 365 Audio Conferencing

Answer:

Explanation:

Join meetings by dialing a phone number:

	▼
Calling Plans	
Audio Conferencing	
Microsoft Teams Rooms	
Advanced Communications	

Implement auto attendants and call queues:

Calling Plans	
Communication credits	
Microsoft Teams Rooms	
Advanced Communications	

Apply custom branded meeting lobbies:

	▼
Communication credits	
Microsoft Teams Rooms	
Advanced Communications	
Microsoft 365 Audio Conferencing	

Reference:

<https://docs.microsoft.com/en-us/microsoftteams/teams-add-on-licensing/advanced-communications>

Question: 223

DRAG DROP

Your company has a Microsoft 365 subscription that uses Microsoft Teams.

The company has a team named Customer Support.

Guest users from outside the company regularly access the Customer Support team.

You need to configure the Guest access settings to meet the following requirements:

Guest users must be able to view only a single application during screen sharing sessions.

Guest users must be prevented from creating channels in Customer Support.

Guest users must be admitted to meetings manually.

Which settings should you configure for each requirement? To answer, drag the appropriate settings to the correct requirements. Each setting may be used once, more than once, or not at all. You may need to drag the split bar between panes or scroll to view content.

Settings

Answer Area

Guest access to Org- wide settings
Meeting policies
Meeting settings
Settings for the Customer Support team

Guests must only be able to view a single application in screen sharing sessions
Guests must be prevented from creating channels in Customer Support
Guest users must be admitted to meetings manually

Answer:

Explanation:

Guests must only be able to view a single application in screen sharing sessions

Guest access to Org-wide settings

Guests must be prevented from creating channels in Customer Support

Settings for the Customer Support team

Guest users must be admitted to meetings manually

Question: 224

You work as a Microsoft 365 Administrator for your company. All users have Microsoft 365 licenses.

Users frequently collaborate by using private chats in Microsoft Teams.

You need to ensure that a single user is unable to permanently delete private chats.

Which of the following should you configure?

- A. The user's Microsoft 365 license options in the Microsoft 365 Admin Center.
- B. A meeting policy in Microsoft Teams.
- C. A litigation hold on the user's mailbox.
- D. A Sensitivity Label in the Security & Compliance Admin Center.

Answer: C

Explanation:

To preserve electronically stored information (ESI), you can put selected users or all users on legal hold to make sure that all message interchange are discoverable by the organization's compliance manager or teams admins. This has to be done in the Microsoft 365 Compliance center, creating a case to set the legal hold.

Question: 225

You have a Microsoft 365 E3 subscription that uses Microsoft Teams.

You plan to deploy 20 conference phones that will support Direct Routing and one-touch join for Teams calendar meetings.

Which type of license do you require for each phone?

- A. Microsoft 365 Business Standard
- B. Microsoft Teams Rooms Standard
- C. Common Area Phone
- D. Microsoft 365 E3

Answer: D

Explanation:

Question: 226

You have a Microsoft 365 subscription that uses Microsoft Teams.

You need to ensure that Microsoft Teams audio, video, and screen sharing data is prioritized over other data types across the network.

What should you do from the Microsoft Teams admin center?

- A. Modify the global (Org-wide default) meeting policy and configure the Media bit rate (Kbs) setting.
- B. Modify the global (Org-wide default) meeting policy and configure the Mode for IP video setting.
- C. From the Meeting settings, select automatically use any available ports
- D. From the Meeting settings, set Insert Quality of Service (QoS) markers for real-time media traffic to On.

Answer: B

Explanation:

Question: 227

You have a Microsoft 365 subscription that uses Microsoft Teams and contains a user named User1.

User1 reports that the Meeting recording button is missing from the Microsoft Teams client. The user cannot record meetings.

You need to ensure that User1 meets the prerequisites to record Microsoft Teams meetings.

What should you do?

- A. From the Microsoft 365 admin center, enter Diag: Meeting Recording in the Need help? search box.
- B. From the Microsoft Teams admin center, use the Call Quality Dashboard (CQD).
- C. From the Microsoft 365 admin center, enter Diag: Missing Recording in the Need help? search box.
- D. From the Microsoft Teams admin center, use Teams advisor.

Answer: A

Explanation:

Question: 228

You have a Microsoft 365 subscription that contains several Microsoft SharePoint Online sites.

You need to ensure that the content stored in a SharePoint modern team site named Sales is available from Microsoft Teams. The solution must ensure that when a new channel is added to a team, a folder for the channel is created in the Sales site.

Solution: From the Microsoft Teams client you create a new team and select From a group or team. Does this meet the goal?

- A. Yes
- B. No

Answer: A

Explanation:

Question: 229

Note: This question is part of a series of questions that present the same scenario. Each question in the series contains a unique solution that might meet the stated goals. Some question sets might have more than one correct solution, while others might not have a correct solution.

After you answer a question in this section, you will NOT be able to return to it. As a result, these questions will not appear in the review screen.

Your company has a Microsoft 365 subscription.

You plan to configure the environment to allow external users to collaborate in Microsoft Teams by using guest access.

The company implements a new security policy that has the following requirements:

Only guest users from specific domains must be allowed to connect to collaborate by using Microsoft Teams.
Guest users must be prevented from inviting other guests.

You need to recommend a solution to meet the security policy requirements.

Solution: From PowerShell, you run the `New-CSEExternalAccessPolicy` and `Set-CSEExternalAccessPolicy` cmdlets.

Does this meet the goal?

- A. Yes
- B. No

Answer: B

Explanation:

Question: 230

HOTSPOT

You have a Microsoft 365 E5 subscription that uses Microsoft Teams. The subscription contains a group named Group 1.

You need to prevent the members of Group1 from recording meetings.

How should you complete the PowerShell script? To answer, select the appropriate options in the answer area.

Each correct selection is worth one point.

```
Grant-CsTeamsAppPermissionPolicy ^*'-Identity Group1 -PolicyName AllowCloudRecording -PolicyAppliedTo {false}
Set-CsTeamsMeetingConfiguration ^*'-Identity Group1 -PolicyName AllowCloudRecordingForCalls
Set-CsTeamsMeetingPolicy ^*'-Identity Group1 -PolicyName AllowIPVideo
Set-CsTeamsMessagingPolicy ^*'-Identity Group1 -PolicyName ChannelRecordingDownload
```

Answer:

Explanation:

```
Set-CsTeamsMeetingConfiguration ^*'-identity Group1 -PolicyName AllowGoudRecordmgFofCalls * {false}
```

Question: 231

Your company has a Microsoft 365 subscription. All users are assigned a Microsoft 365 E3 license.

You need to implement information barriers between two groups of users.

Which two licensing add-ons provide the required functionality? Each correct answer presents a complete solution.

Each correct selection is worth one point.

- A. Microsoft Defender for Office 365
- B. Insider Risk Management
- C. Compliance
- D. Communications Credits

Answer: B, C

Explanation:

<https://docs.microsoft.com/en-us/office365/servicedescriptions/microsoft-365-service-descriptions/microsoft-365-tenantlevel-services-licensing-guidance/microsoft-365-security-compliance-licensing-guidance>

Question: 232

You have a Microsoft 365 E5 subscription that uses Teams.

You need to ensure that all the files in Teams channels are stored for at least one year after the files are deleted.

What should you do?

- A. Create an Audit retention policy.
- B. Enable Customer Lockbox.
- C. Create a data loss prevention (DIP) policy for Teams chat and channel messages.
- D. Create a retention policy for Microsoft SharePoint sites.

Answer: D

Explanation:

<https://docs.microsoft.com/en-us/microsoft-365/compliance/retention-policies-teams?view=o365-worldwide>

Question: 233

You have a Microsoft 365 subscription that uses Microsoft Teams. All users are assigned a Microsoft Office 365 Enterprise E3 license.

You need to ensure that the users can join scheduled meetings by dialing a toll-free phone number.

Which two add-on licenses should you assign to the users? Each correct answer presents part of the solution.

Each correct selection is worth one point.

- A. Communication Credits
- B. Microsoft 365 Audio Conferencing
- C. Microsoft 365 Domestic Calling Plan
- D. Microsoft Teams Phone Standard — Virtual User
- E. Common Area Phone

Answer: AB

Explanation:

<https://docs.microsoft.com/en-us/microsoftteams/teams-add-on-licensing/microsoft-teams-add-on-licensing>

Question: 234

HOTSPOT

You have a Microsoft 365 subscription that uses Microsoft Teams and contains a user named User1 and three groups named Group1 , Group2 and Group3. User1 is a member of Group1, Group2, and Group3.

The subscription has the meeting policies shown in the following table.

Name	Configuration
Global (Org-wide default)	Meet now in channels: On Transcription: Off
Policy1	Meet now in channels: Off Transcription: Off
Policy2	Meet* now in channels: On Transcription: Off

Statements

Yes No

Meet now in channels is turned off for User1

Transcription is turned off for User1.

The Global (Org-wide default) policy applies to User1

Answer:

Explanation:

Statements

Yes No

Meet now in channels is turned off for User1.

Transcription is turned off for User1.

The Global (Org-wide default) policy applies to User1

Question: 235

You have a Microsoft 365 E5 subscription that uses Microsoft Teams.

You need to enforce multi-factor authentication (MFA) for all users that access Microsoft Teams outside the corporate network.

What should you configure?

A. a compliance policy

B. a Teams policy

- C. a sign-in risk policy
- D. a Conditional Access policy

Answer: D

Explanation:

<https://learn.microsoft.com/en-us/azure/active-directory/conditional-access/howto-conditional-access-policy-all-users-mfa>

Question: 236

Your company uses Microsoft Teams.

The company has 10 corporate images.

You want to provide the images to users as custom backgrounds for Teams meetings.

You need to make the backgrounds available to Teams users.

What should you configure?

- A. Meeting policies
- B. Team templates
- C. Meeting settings
- D. Teams settings

Answer: A

Explanation:

<https://office365itpros.com/2021/06/16/use-organization-background-images-teams-meetings/>

Question: 237

HOTSPOT

Your company uses Microsoft Teams.

All users are assigned a Microsoft 365 E3 license.

You need to purchase add-on licenses that provide the following:

The ability to add a logo to the meeting lobby

Automatic protection against malicious links in chats

Which add-on license should you obtain for each requirement? To answer, select the appropriate options in the answer area.

The ability to add a logo to the meeting lobby:

- Advanced Communications
- Audio Conferencing
- Communications Credits
- Microsoft Teams Rooms

Automatic protection against malicious links posted in chats: Microsoft Defender for Office 365 Advanced Communications
Compliance Insider Risk Management

Microsoft Defender for Office 365

Answer:

Explanation:

The ability to add a logo to the meeting lobby:

- Advanced Communications
- Audio Conferencing
- Communications Credits
- Microsoft Teams Rooms

Automatic protection against malicious links posted in chats: Microsoft Defender for Office 365 Advanced Communications
Compliance

Insider Risk Management

Microsoft Defender for Office 365

<https://learn.microsoft.com/en-us/microsoft-365/security/office-365-security/safe-links?view=o365-worldwide>

Question: 238

DRAG DROP

You have a Microsoft 365 subscription that uses Microsoft Teams.

You need to identify the following:

The number of guest users on a team named Customer Support.

Users that use the Teams mobile app for iOS.

Which reports should you run? To answer, drag the appropriate reports to the correct requirements. Each report may be used once, more than once, or not at all.

drag the split bar between panes or scroll to view content.

Reports	Answer Area
Apps usage	Users that use the Teams mobile app for iOS: Report
Information protection licence	
Teams device usage	Number of guest users on the Customer Support team Report
Teams live event usage	

Answer:

Explanation:

App usage

Team Device usage

Question: 239

The Subscription has the Teams policy shown in the following exhibit:

+ Add <7 Edit IQ Duplicate 1 item

Name T	Description	Custom policy	Create private channels
Global (Org-wrde default)		No	Off

You need to ensure that the members of Group1 can create private channels. The solution must use the principle of least privilege.

What should you do first?

- A. Create a team template.
- B. Modify the Teams settings for the subscription.
- C. Modify the Global (Org-wide default) policy and set Create private channels to On.
- D. Create a Teams policy that has Create private channels set to On.

Answer: D

Explanation:

Question: 240

DRAG DROP

Your company uses Teams.

All users are assigned a Microsoft 365 E? license.

You need to purchase add-on licenses that will enable the following features for the Teams environment

Microsoft Purview Information Barriers

Data loss prevention (DIP) for Teams chat and channel messages

Safe attachments for Microsoft SharePoint OneDrive and Teams

To answer, drag the appropriate reports to the correct requirements. Each report may be used once, more than once, or not at all.

The screenshot shows a drag-and-drop interface. On the left, under the heading "Add-on license", there is a list of four license options: "Microsoft 365 E5 Compliance", "Microsoft 365 E5 eDiscovery and Audit", "Microsoft Defender for Cloud Apps", and "Microsoft Defender for Office 365 Plan 1". On the right, under the heading "Answer Area", there are three requirements, each with a dashed-line box labeled "Add-on license" next to it: "DLP for Teams chat and channel messages:", "Safe attachments for SharePoint, OneDrive, and Teams:", and "Microsoft Purview Information Barriers:".

Answer:

Explanation:

DIP for Teams chat and channel messages: Microsoft Defender for Office 365 Plan 1

Safe attachments for SharePoint, OneDrive, and Teams: Microsoft 365 E5 eDiscovery and Audit

Microsoft Purview Information Barriers: Microsoft 365 E5 Compliance

Question: 241

DRAG DROP

Your company uses Teams and deploys the Yammer Communities app to all users.

The communications department at the company needs you to replace the image on the Teams app bar for the Communities app.

Which three actions should you perform in sequence? To answer, drag the appropriate reports to the correct requirements. Each report may be used once, more than once, or not at all.

Actions

- From Customize store in the Microsoft Teams admin center, choose an image.
- Publish the app.
- From Manage apps in the Microsoft Teams admin center, select **Customize**.
- From Org-wide app settings, set Show tailored apps to **On**.
- Modify the Color icon and Outline icon settings.

Answer Area

Answer:

Explanation:

From Manage Apps in the Microsoft Teams admin center, select Customize.
From Org-wide app settings, set Show tailored apps to On.
Publish the app.

Question: 242

Exhibit:

Microsoft 365 experience with multiple employees.

Microsoft 365 experience with multiple employees adoption.



Organize Help Desk

General

Bring resources together* to build your help desk.



Incident Response

Centralize resources and communications for an incident response

You need to ensure that the user sees only the Manage a Project template.

What should you do?

- A. From PowerShell, modify the Teams policies.
- B. From the Microsoft Teams admin center, modify the team templates.
- C. From the Microsoft Teams admin center, modify the templates policies.
- D. From PowerShell, modify the team templates.

Answer: C

Explanation:

Question: 243

You have a Microsoft Office 365 subscription that contains a user named User1.

You need to ensure that User1 can view Usage reports in the Microsoft Teams admin center; The solution must use the principle of least privilege.

Which role should you assign to User1?

- A. Teams Communication support specialist
- B. Global administrator

C. Global reader

D. Teams Administrator

Answer: C

Explanation:

<https://docs.microsoft.com/en-us/microsoft-365/admin/add-users/about-admin-roles?view=o365-worldwide>

Question: 244

HOTSPOT

Your company uses Teams.

You have the following teams:

- Accounting
- Project Management
- Information Technology

You plan to create new channels.

Accounting:



Private

Shared

Standard



Project

Management:

Private

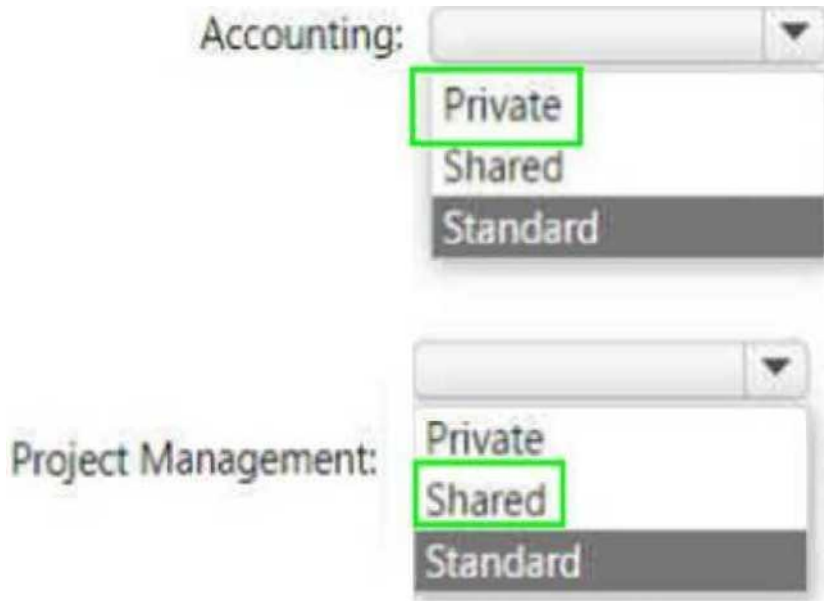
Shared

Standard

Answer:

Explanation:

Answer:



Question: 245

DRAG DROP

You have a Microsoft Office 365 subscription named contoso.com.

You need to create the Microsoft teams shown in the following table.

Name	Requirement
SUM	Users can join only once they are approved
General	All contoso.com users are included automatically
Projects	Users can join without approval

What should you configure each team? To answer, drag the appropriate team types to the correct teams. Each team type may be used once, more than once, or not at all. You may need to drag the split bar between panes or scroll to view content.

NOTE: Each correct selection is worth one point.

Team Types

Org-wide

Private

Public

Answer Area

Sales: Team type

General: Team type

Project: Team type

Answer:

Explanation:



Question: 246

HOTSPOT

You have a Microsoft 365 subscription that contains the users shown in the following table.

Name	Role
User1	Teams Administrator
User2	Teams Communications
User3	Teams Content Manager
User4	Teams Meeting Organizer
User5	None

in Microsoft Teams, User3 creates a new team named Team1.


User1 configures the Groups Expiration settings as shown in the following exhibit.

* Group lifetime (in days)

* Email contact for groups with no owners

Enable expiration for these Office 365 groups

+ Add Refresh Columns

Name	Membership Type
<input type="checkbox"/>  Team1	Assigned

For each of the following statements, select Yes if the statement is true. Otherwise, select No. NOTE: Each correct selection is worth one point.

User1 will receive a renewal notification 180 days before Team1 is due to expire

User1 can renew Team1 before the team expires

User3 will receive a renewal notification 30 days before Team1 is due to expire

Answer:

Explanation:

Answer Area

User1 will receive a renewal notification 180 days before Team1 is due to expire

User1 can renew Team1 before the team expires

User3 will receive a renewal notification 30 days before Team1 is due to expire *

Question: 247

DRAG DROP

You have a Microsoft 365 E5 subscription that contains a Microsoft Teams team named Confidential. You need to ensure that guest users cannot be added to the Confidential team. How should you complete the PowerShell script? To answer, drag the appropriate values to the correct targets. Each value may be used once, more than once, or not at all. You may need to drag the split bar between panes or scroll to view content.

Values

- Get-AzureADDirectorySetting
- Get-AzureADDirectorySettingTemplate
- Get-AzureADGroup
- Get-AzureADHSGroup
- Set-AzureADGroup
- Set-AzureADHSGroup

Answer Area

```
$GroupName = "<GroupName>"
Connect-AzureAD
$template = [ ] | ? { $_.displayname -eq "group.unified.guest" }
$settingsCopy = $template.CreateDirectorySetting()
$settingsCopy["AllowToAddGuests"]=$False
$groupID= ( [ ] -SearchString $GroupName).ObjectId
New-AzureADObjectSetting -TargetType Groups -TargetObjectId $groupID -DirectorySetting $settingsCopy
```

Answer:

Explanation:

Values

- Get-AzureADDirectorySetting
- Get-AzureADDirectorySettingTemplate
- Get-AzureADGroup
- Get-AzureADHSGroup
- Set-AzureADGroup
- Set-AzureADHSGroup

Answer Area

```
$GroupName = "<GroupName>"
Connect-AzureAD
$template = Get-AzureADDirectorySettingTemplate | ? { $_.displayname -eq "group.unified.guest" }
$settingsCopy = $template.CreateDirectorySetting()
$settingsCopy ["AllowToAddGuests"]=$False
$groupID = ( Get-AzureADDirectorySetting [ ] -Searchstring $GroupName).ObjectId
New-AzureADObjectSetting -TargetType Groups -TargetObjectId $groupID -DirectorySetting $settingsCopy
```

Question: 248

DRAG DROP

You have a Microsoft 365 E5 subscription that uses Microsoft Teams. You need to ensure that the users in your organization can communicate with external users who use Teams for personal use. How should you complete the PowerShell cmdlets? To answer, drag the appropriate values to the correct targets. Each value may be used once, more than once, or not at all. You may need to drag the split bar between panes or scroll to view content. NOTE: Each correct selection is worth one point.

Values

- AllowFederatedUsers
- AllowTeamsConsumer
- AllowedDomains
- AllowPublicUsers

Answer Area

```
Set-CsTenantFederationconfiguration [ ] -AllowFederatedUsers [ ] -AllowTeamsConsumer [ ] -AllowedDomains [ ] -AllowPublicUsers [ ] -A Howieem sCon surer
```

Answer:

Explanation:

Values

- AllowFederatedUsers
- AllowTeamsConsumer
- AllowedDomains
- AllowPublicUsers

Answer Area

```
Set-CsTenantFederationconfiguration [ ] -AllowFederatedUsers [ ] -AllowTeamsConsumer [ ] -AllowedDomains [ ] -AllowPublicUsers [ ] -A Howieem sCon surer
```

Question: 249

You plan to deploy Microsoft Teams to a remote location.

You perform a network readiness assessment for Microsoft Teams by using the Network Testing Companion. Which two tests are included in the assessment? Each correct answer presents part of the solution. NOTE: Each correct selection is worth one point.

- A. video quality tests
- B. trace route information
- C. Quality of Service (QoS) validation
- D. open and blocked ports
- E. audio quality tests

Answer: D, E

Explanation:

Question: 250

DRAG DROP

Your company has a trading department and a research department.

The company purchases a Microsoft 365 E5 subscription.

You plan to deploy Microsoft 365 E5 licenses to all users.

You need to block communication between the users in the trading department and the users in the research department.

Which four actions should you perform in sequence? To answer, move the appropriate actions from the list of actions to the answer area and arrange them in the correct order.

Actions	Answer Area
Create administrative units in Azure AD.	
Create app permissions policies.	
From the Microsoft Teams admin center, enable scoped directory search.	
Provide admin consent for the Information Barrier Processor.	
Make a list of segments to define.	
Create information barrier policies.	

Answer:

Explanation:

Actions

- | Create administrative units in Azure AD.
- | Create app permissions policies.

Answer Area

- From the Microsoft Teams admin center, enable scoped directory search.
- Provide admin consent for the Information Barrier Processor.
- Make a list of segments to define.
- Create information barrier policies.

Question: 251

Your company has a Microsoft 365 E5 subscription.

You enable guest access for Microsoft Teams.

You need to prevent all users from downloading and opening files that contain malware by using Microsoft Teams channels.

What should you do first?

- A. From the Microsoft Purview compliance portal, create a data loss prevention (DLP) policy.
- B. From the Microsoft 365 Defender portal, select Turn on Defender for Office 365 for SharePoint, OneDrive, and Microsoft Teams
- C. From the Azure Active Directory admin center, add an identity provider.
- D. From the Azure Active Directory admin center, enable the End user protection baseline policy.

Answer: B

Explanation:

Question: 252

HOTSPOT

You have a Microsoft 365 subscription that uses Microsoft Teams. You need to create the resource accounts shown in the following table.

Which resource accounts require licenses, and which type of license is required? To answer, select the appropriate options in the answer area. NOTE: Each correct selection is worth one point.

Answer Area

Resource accounts:

- Resource1 only
- Resource2 only
- Resource3 only**
- Resource1 and Resource2 only
- Resource2 and Resource3 only
- Resource1 and Resource3 only
- Resource1, Resource2, and Resource3

License type:

- Common Area Phone
- Microsoft 365 Audio Conferencing**
- Microsoft 365 Domestic Calling Plan
- Microsoft 365 Phone System – Virtual User

Name	Type	Phone number type
Resource1	Auto attendant	Online
Resource2	Shared mailbox	<i>Not applicable</i>
Resource3	Call queue	Online

Answer:

Explanation:

Answer Area

Resource accounts: Resources only

License type: Microsoft 365 Audio Conferencing

Question: 253

HOTSPOT

You have a Microsoft 365 subscription that uses Teams.

You have a meeting room that contains a Teams Rooms device and a Surface Hub.

You have the following configuration file for the Teams Rooms device.

```
<Skype$Settings>
cCoordinatedMeetings enabled="true">
  <Settings>
    <Audio default="true" enabled="true"/>
    <Video default="true" enabled="true"/>
    <HMteboard default="false" enabled="false"/>
  </Settings>
</TrustedAccounts>account^contoso.com</TrustedAccounts>
</CoordinatedMeetings>
</SkypeSettings>
```

You have the following configuration file for the Surface Hub:

```
<SurfaceHubSettings>
  <BluetoothAdvertisementEnabled>true</BluetoothAdvertisementEnabled>
  <AutoAcceptProximateMeetingInvitations>true</AutoAcceptProximateMeetingInvitations>
  <CoordinatedMeetings enabled="true">
    <TrustedAccounts>account^contoso.com</TrustedAccounts>
  <Settings>
    <Audio default="false" enabled="false" />
    <video default="false" enabled="true" />
  </Settings>
</CoordinatedMeetings>
</SurfaceHubSettings>
```

For each of the following statements, select Yes if True. Otherwise select No. NOTE: Each correct selection is worth one point.

Answer Area

Statements	Yes	No
Audio and video are enabled automatically on the Teams Rooms device when a meeting starts.	0	0
Participants can enable or disable audio on the Teams Rooms device.	0	0
The Surface Hub displays a shared whiteboard.	0	0

Answer:

Explanation:

Answer Area

Statements	Yes	No
Audio and video are enabled automatically on the Teams Rooms device when a meeting starts.	☐	☐
Participants can enable or disable audio on the Teams Rooms device,	☐	☐

Question: 254

You have a team in Microsoft Teams named Team1 that has the channels shown in the following table.

Name	Type
General	Standard
Channell	Standard
Channel?	Private

Which channels support moderation?

- A. Channel2only
- B. General and Channel1 only
- C. General only
- D. Channel1 and Channel2 only
- E. Channel1 only

Answer: B

Explanation:

Question: 255

You have a Microsoft 365 subscription named contoso.com that uses Microsoft Teams. You need to ensure that Microsoft Teams users can perform the following tasks:

- Search for customers that use Skype (Consumer).
- Start a Skype chat with the customers.

Which two actions should you perform? Each correct answer presents part of the solution. NOTE:

Each correct selection is worth one point.

- A. From the Microsoft Teams admin center, turn on external access.
- B. From the Azure portal, configure Azure AD B2C.
- C. Add a _sipinternaltls SRV record to the contoso.com DNS domain.
- D. From the Microsoft Teams admin center, turn on guest access.
- E. Add a _sipfederationtls SRV record to the contoso.com DNS domain.

Answer: A, E

Explanation:

Question: 256

HOTSPOT

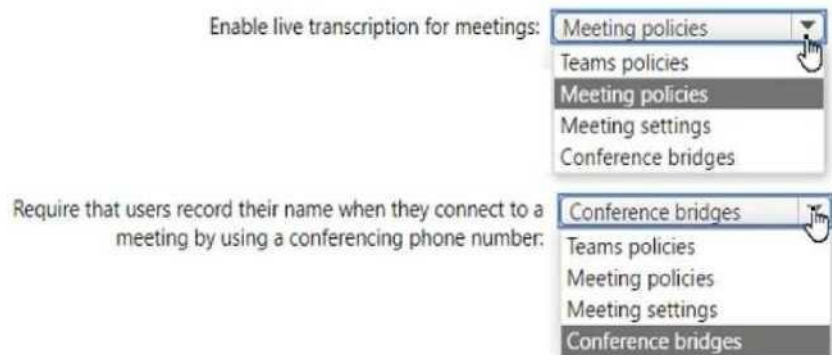
You have a Microsoft 365 subscription that uses Microsoft Teams.

You need to configure Microsoft Teams to meet the following requirements:

- Enable live transcription for meetings.
- Require that users record their name when they connect to a meeting by using a conferencing phone number.

What should you configure for each requirement? To answer, select the appropriate options in the answer area. NOTE: Each correct selection is worth one point.

Answer Area



Answer:

Explanation:

Answer Area

Enable live transcription for meetings: Meeting policies

Require that users record their name when they connect to a Conference bndges meeting by using a conferencing phone number

Question: 257

You plan to implement Microsoft Teams for 300 users.

For the first stage of the deployment, you will enable the following features:

- Audio
- Video
- Screen sharing

Users will be prevented from using the following features:

- File sharing
- PSTN calling
- Conference audio
- Conference video

- Conference screen sharing

You need to calculate how much network bandwidth is required for the first-stage deployment. What should you use?

- A. Network Assessment Tool
- B. Advisor for Teams
- C. Bandwidth Utilization Analyzer
- D. Network Planner

Answer: D

Explanation:

According to the Microsoft documentation¹, you can use Network Planner in the Microsoft Teams admin center to calculate how much network bandwidth is required for your Teams deployment. Network Planner helps you determine and organize network requirements for connecting your organization to Teams. You can use Network Planner to:

Input your organization's information, such as the number of users, sites, and expected call and meeting scenarios.

Get a report that tells you if your network can support Teams.

Get a report that tells you what network hardware you need to support Teams.

To use Network Planner, you need to follow these steps¹:

In the left navigation of the Microsoft Teams admin center, go to Org-wide settings > Network planner.

Under Overview, click Download the Network Planner Excel template.

Open the template and enter information about your organization's sites, users, and expected call and meeting scenarios.

Save the template and then upload it in Network Planner.

Under Calculated results, view the reports that show you the estimated network requirements for Teams.

Question: 258

Your company uses Microsoft Teams and a Microsoft calling plan.

The company has a main office in Chicago.

The company opens a new office in Toronto that has 500 users.

You need to ensure that the correct address is available to emergency responders.

What should you do?

- A. Create a calling policy and assign the policy to each user.
- B. Create a configuration profile and assign the profile to the device of each user.
- C. Add an emergency address, and then modify the outbound calling setting for each user.
- D. Add an emergency address, and then modify the location for each phone number.

Answer: D

Explanation:

According to the Microsoft documentation¹, you need to add an emergency address for each location where your users make and receive phone calls. An emergency address is a civic address— the physical or street address of a place of business for your organization. It is used to route emergency calls to the appropriate dispatch authorities and to assist in locating the emergency caller. After you add an emergency address, you need to assign a phone number to it. You can assign either a user number or a service number. A user number is assigned to a specific user in your organization who makes and receives phone calls. A service number is used for

services such as Audio Conferencing (for dial-in numbers), auto attendants, or call queues. To assign a phone number to an emergency address, you need to modify the location for each phone number. You can do this by using the Microsoft Teams admin center or PowerShell. For example, to modify the location for a user number by using PowerShell, you can use the Set-CsOnlineVoiceUser cmdlet with the -LocationID parameter2.

Question: 259

You have a Microsoft 365 subscription that uses Microsoft Teams. Users report poor call quality. You need to identify whether Teams calls use TCP or UDP. What should you review in the Microsoft Call Quality Dashboard?

- A. Quality of Experience Reports
- B. Quality Drill Down Reports
- C. Endpoint Reports
- D. Reliability Reports

Answer: C

Explanation:

According to the Microsoft documentation³, you can use Endpoint Reports in the Microsoft Call Quality Dashboard (CQD) to identify whether Teams calls use TCP or UDP. Endpoint Reports show information about the devices and networks used in Teams calls and meetings, such as device name, manufacturer, model, OS version, network type, IP address, and transport protocol (TCP or UDP). To access Endpoint Reports in CQD, you need to follow these steps³: Sign in to CQD with your admin account.

In the left navigation pane, select Reports > Endpoint.

In the report list page, select one of the predefined endpoint reports, such as Endpoint by Manufacturer or Endpoint by Network Type.

In the report details page, you can see various metrics and filters for the selected report. You can also customize the report by adding or removing dimensions and measures.

To see whether Teams calls use TCP or UDP, you need to add Transport Protocol as a dimension to the report. To do this, select Add dimension, and then select Transport Protocol from the drop-down list. The report will show the distribution of TCP and UDP usage for Teams calls based on the selected report type.

Question: 260

Your company has a Microsoft 365 subscription that uses an Azure AD tenant named contoso.com. You need to prevent guest users in the tenant from using cameras during Microsoft Teams meetings. Solution: From the Microsoft Teams admin center, you modify the External access settings. Does this meet the goal?

- A. Yes
- B. No

Answer: A

Explanation:

According to the Microsoft documentation⁴, external access settings in the Microsoft Teams admin center are used to control how users in your organization can communicate with users from other domains that use Teams or Skype for Business. External access settings do not affect how guest users in your tenant can use cameras during Teams meetings.

To prevent guest users in your tenant from using cameras during Teams meetings, you need to create and assign a custom meeting policy that has the Allow IP video setting turned off. You can do this by using the Microsoft Teams admin center or PowerShell. For example, to create and assign a custom meeting policy by using PowerShell, you can use the `New-CsTeamsMeetingPolicy` and `Grant-CsTeamsMeetingPolicy` cmdlets.

Question: 261

Your company uses Teams Calling Plans.

When a user places a Teams call to an ambulance service, you need to ensure that a notification is also sent to the main receptionist of the company.

What should you configure?

- A. a voice routing policy
- B. an emergency calling policy
- C. a calling policy
- D. a caller ID policy

Answer: B

Explanation:

you should configure an emergency calling policy to define what happens when a Teams user in your organization makes an emergency call. You can set who to notify and how they are notified when a user who is assigned the policy calls emergency services. For example, you can configure policy settings to automatically notify your organization's main receptionist and have them listen in

emergency calls.

To create a custom emergency calling policy, you can follow these steps¹:

In the left navigation of the Microsoft Teams admin center, go to **Voice > Emergency policies**, and then click the **Calling policies** tab.

Click **Add**.

Enter a name and description for the policy.

Set how you want to notify people in your organization, typically the main receptionist, when an emergency call is made. To do this, under **Notification mode**, select one of the following: **Send notification only**: A Teams chat message is sent to the users and groups that you specify. **Conferenced in but are muted**: A Teams chat message is sent to the users and groups that you specify and they can listen (but not participate) in the conversation between the caller and the PSAP operator.

Conferenced in and are unmuted: A Teams chat message is sent to the users and groups that you specify and they can unmute to listen and participate in the conversation between the caller and the PSAP operator.

Set the **Emergency service disclaimer** to show a banner to remind your end users to confirm their emergency

location.

Question: 262

You have a Microsoft Office 365 subscription that contains a user named User1.

You need to ensure that User1 can view Usage reports in the Microsoft Teams admin center. The solution must use the principle of least privilege.

Which role should you assign to User1?

- A. Global Administrator
- B. Usage Summary Reports Reader
- C. Helpdesk Administrator
- D. Skype for Business administrator

Answer: B

Explanation:

According to the Microsoft Teams documentation¹, to access the usage reports in the Teams admin center, you must be assigned one of the following roles:

Global administrator

Teams or Skype for Business administrator

Global reader (only tenant-level aggregate and no per-user or team data)

To learn more about Teams admin roles and which reports each admin role can access, see Use

Teams administrator roles to manage Teams².

Therefore, based on this information, the correct answer is C. Teams Administrator. This role has the minimum privilege required to view usage reports in the Teams admin center.

Question: 263

You are assigned the Groups Administrator role.

You discover that you cannot create an expiration policy in Microsoft 365.

You need to create the expiration policy. The solution must use the principle of least privilege. What should you do first?

- A. Modify the global (Org-wide default) app permission policy.
- B. Request the Global Administrator role.
- C. Upgrade the Azure AD license.
- D. Purchase a Microsoft Defender for Identity license.

Answer: B

Explanation:

According to the Microsoft documentation¹, to create an expiration policy for Microsoft 365 groups, you need

to have one of the following roles: Global administrator

Groups administrator

User administrator

The Groups Administrator role allows you to manage all aspects of Microsoft 365 groups, including their settings, classifications, expiration policy, and naming policy². However, this role does not allow you to create an expiration policy for Microsoft 365 groups.

Therefore, based on this information, the correct answer is B. Request the Global Administrator role. This role has the highest level of permissions and can perform any administrative task in Microsoft 365³. Alternatively, you can request the User Administrator role, which can also create an expiration policy for Microsoft 365 groups¹.

Question: 264

You have a Microsoft 365 E3 subscription that contains 500 users. All the users have computers that run Windows 10 and are joined to Azure AD.

You need to generate a report that identifies which documents the users copied from Microsoft Teams to USB devices.

What should you do first?

- A. Onboard the Windows 10 computers to Endpoint data loss prevention (Endpoint DLP).
- B. Assign the Microsoft 365 E5 compliance add-on to each user.
- C. Create a custom data loss prevention (DLP) policy.
- D. Assign the Enterprise Mobility + Security E5 add-on to each user.

Answer: B

Explanation:

According to the Microsoft documentation¹, to generate a report that identifies which documents the users copied from Teams to USB devices, you need to use advanced hunting on Microsoft Defender ATP. Advanced hunting lets you run queries to find threat activity involving USB devices, such as mounting and unmounting of USB drives or copying of files².

To use advanced hunting, you need to have one of the following roles:

Security administrator

Security reader

Security operator

Global administrator

The Groups Administrator role does not have access to advanced hunting or Microsoft Defender ATP. Therefore, based on this information, the correct answer is B. Assign the Microsoft 365 E5 compliance add-on to each user. This add-on includes Microsoft Defender ATP and allows you to use advanced hunting features³. Alternatively, you can request one of the roles that have access to advanced hunting, such as Security administrator or Global administrator.

Question: 265

You have a Microsoft 365 subscription that uses Microsoft Teams.

You need to identify which teams were inactive during the past 90 days. What should you use?

- A. Teams advisor
- B. the Office 365 Groups activity report
- C. the Teams user activity report
- D. the Teams usage report

Answer: D

Explanation:

According to the Microsoft documentation¹, you can use the Teams usage report in the Microsoft Teams admin center to get an overview of the usage activity in Teams. This includes the number of active users, channels, guests, and post messages via chat and conversations to know how many users in each team are actively using Teams to communicate and collaborate. However, this report only shows the last 7 or 28 days of activity of teams, which may not be enough to identify inactive teams over a longer period.

Alternatively, you can use PowerShell scripts to generate activity reports that check the audit records of inactive teams and provide an HTML report file based on SharePoint site activity in the group's

document library in the past 90 days and conversations that occurred in the mailbox in the past year². However, this method requires writing complex and time-consuming PowerShell commands, which may not be feasible for administrators who need to produce multiple reports on a daily basis. Another method to detect inactive teams in your Teams environment is by setting an expiration policy for the associated group in Azure AD. This notifies the owner of the team or group by sending an email to renew or delete the team after specified days if no activity is detected³. However, this method also has some drawbacks, such as:

The owner may fail to notice the email or renew the team within the timeline of the configured policy, resulting in the team being deleted automatically and not being restorable after 30 days. The expiration policy applies to all Microsoft 365 groups in an Azure AD organization, not just Teams. This may affect other groups that are not related to Teams.

The expiration policy requires Azure AD Premium licenses for the members of all groups to which the policy is applied.

Therefore, based on this information, the correct answer is D. the Teams usage report. This report is the most straightforward and accessible way to find inactive teams in Microsoft Teams, even though it has some limitations. The other options are either not related to finding inactive teams (Teams advisor) or require additional licenses or permissions (the Office 365 Groups activity report and the Teams user activity report).

Question: 266

You have a Microsoft 365 subscription.

You plan to implement Microsoft Teams.

You need to perform network quality and connectivity tests from an on-premises network to Microsoft 365 Online services by using the Network Testing Companion

You install the Network Testing Companion module on a local Windows 10 device.

Which additional software should you install to perform the tests?

- A. the Microsoft Teams desktop client
- B. Network Assessment Tool
- C. Windows Assessment Toolkit
- D. Windows Performance Analyzer (WPA)

Answer: B

Explanation:

According to the Microsoft documentation¹, the Network Testing Companion is a PowerShell module that allows you to perform network quality and connectivity tests from an on-premises network to Microsoft 365 Online services by using the Network Testing Companion. The Network Testing Companion module requires the following software to be installed on the local Windows 10 device: PowerShell 5.1 or later

.NET Framework 4.7.2 or later

Microsoft Teams Network Assessment Tool

The Microsoft Teams Network Assessment Tool is a tool that tests the connectivity to various Teams servers deployed in the Microsoft Azure network. It measures network performance by streamin

packets to the nearest edge site and back for a configurable amount of time².

Therefore, based on this information, the correct answer is B. Network Assessment Tool. This tool is required to perform network quality and connectivity tests by using the Network Testing Companion module. The other options are either not related to network testing (the Microsoft Teams desktop client and Windows Performance Analyzer) or not required for the Network Testing Companion module (Windows Assessment Toolkit).





Question: 267

DRAG DROP

You have a Microsoft 365 ES subscription that uses Teams.

The sales department at your company requires that a toll-free number appear at the top of a list of numbers on Microsoft Outlook invites to Teams meetings.

Which four actions should you perform in sequence? To answer, move the appropriate actions from the list of actions to the answer area and arrange them in the correct order.

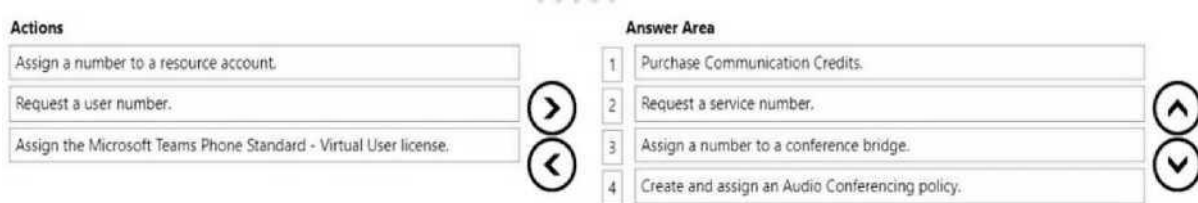
Actions	Answer Area
Assign a number to a resource account	
Request a user number.	 2
Assign the Microsoft Teams Phone Standard - Virtual User license.	 3
Purchase Communication Credits.	 4
Request a service number.	

Assign a number to a conference bridge.

Create and assign an Audio Conferencing policy.

Answer:

Explanation:



According to the Microsoft documentation¹, you can use Audio conferencing policies to manage audio conferencing toll and toll-free numbers to be displayed in meeting invites created by users within your organization. You can use one of the two automatically created policies or create and assign custom policies. To create a custom audio-conferencing policy, you need to follow these steps¹:

In the left navigation of the Microsoft Teams admin center, go to Meetings > Audio conferencing.

Select **Add**.

Enter the name and description of the policy. The name can't contain special characters or be longer than 64 characters.

Choose whether or not to Include toll-free numbers in meetings created by users of this policy. Under Phone numbers included in meeting invites, select **Add phone number**, and then select the toll-free number that you want to appear at the top of the list of numbers on Outlook invites to Teams meetings. You can also add other phone numbers that you want to include in the meeting invites.

Select **Save**.

Therefore, based on this information, the correct sequence of actions is: **Purchase Communication Credits**.
Request a service number.

Assign a number to a resource account.

Create and assign an Audio Conferencing policy.

Question: 268

HOTSPOT

You have a Microsoft 365 subscription that uses Microsoft Teams.

You have a team named Project1 that contains the members shown in the following table.

Name	Role
User1	Owner
User2	Member
Guest!	Guest

Project1 contains the channels shown in the following table.

Name	Typ*
General	Standard
Budgets	Private

Planning	Standard
----------	----------

You need to identify which users can be added as a channel moderator, and which channels support moderation. What should you identify? To answer, select the appropriate options in the answer are a. NOTE: Each correct selection is worth one point.

Answer Area

Users that can be added as a channel moderator:

Channels that support moderation:

Explanation:

Answer Area

User1 only
User2 only
User1 and User2 only
User1, User2, and Guest
General only
Budgets only
Planning only
General and Planning only
General, Budgets, and Planning

Answer:

Users that can be added as a channel moderator:

User1 and User2 only

Channels that support moderation: General and Planning only

Question: 269

You have a Microsoft 365 subscription that uses Microsoft Teams.

When a user creates a new team, the user sees the templates shown in the following exhibit.

Create a team

UI Manage a Project

General)

Coordinate your project

Manage an Event

General

Improve your event management and collaboration

Onboard Employees

General

Create a central experience to onboard employees



Adopt Office 365

General

Create a Champion community to drive adoption.

- A. From the Microsoft Teams admin center, modify the team templates.
- B. From PowerShell, modify the team templates.
- C. From the Microsoft Teams admin center, modify the templates policies.
- D. From PowerShell, modify the Teams policies.

Answer: C

Explanation:

<https://learn.microsoft.com/en-us/sharepoint/dev/declarative-customization/site-design-scoping>

Question: 270

HOTSPOT

You have a Microsoft 365 subscription that uses Microsoft Teams.

You plan to deploy a Microsoft Teams display device.

You need to enable automatic provisioning.

Which type of resource account should you create, and what should you use to identify the device?

To answer, select the appropriate options in the answer area.

NOTE: Each correct selection is worth one point.

Answer Area

To identify the device, use: | _____
1 The device MAC address

The IP address _____
The device hash _____
The hardware ID _____
The device serial number _____

Microsoft 365 room resource account
Create resource account type: Microsoft 365 room resource account Microsoft Teams resource account
Microsoft Exchange Server equipment resource account

Answer:

Explanation:

Answer Area

To identify the device, use: The device MAC address .T &
Create resource account type: Microsoft 365 room resource account

Question: 271

HOTSPOT

You have a Microsoft 365 subscription that uses Microsoft Teams.
You have a team named Project1 that contains the users shown in the following table.

Name	Role
User1	Owner
User?	Member

You create a Microsoft 365 groups expiration policy that has the following configurations:

- Group lifetime (in days): 180
- Email contact for groups with no owners: Ad mini
- Enable expiration for these Microsoft 365 groups: Project1

The group expiration for Project1 is May 31, 2022.

Which users will be notified to renew Project1, and when will the users receive their first renewal notification? To answer, select the appropriate options in the answer area.

NOTE: Each correct selection is worth one point.

Answer Area

Notified users: User1 only

Admin1 only
User1 and User2 only
User1 and Admin1 only
User1, User2, and

First renewal notification: May 1 2022

May 16, 2022
March 31,

Answer:

Explanation:

Answer Area

Notified users: User1 only

First renewal notification: May 1, 2022

Question: 272

Your company uses Teams.

You plan to assign an enhanced encryption policy to enable end-to-end encryption for Teams calls.

Which features support end-to-end encryption for one-to-one Teams calls?

- A. audio only
- B. video only
- C. chat only
- D. audio and video only
- E. audio, video, and chat

Answer: E

Explanation:

Question: 273

You have a Microsoft 365 E5 subscription that uses Microsoft Teams

Users report poor call quality.

You need to identify the source of the call quality issues and which locations are affected. What should you do first?

- A. Run the Teams device usage report.
- B. Run the Teams user activity report.
- C. Upload building data to the Call quality dashboard.

D. Upload reporting labels for each location.

Answer: C

Explanation:

Question: 274

Your company has 10 offices in North America and Europe.

The company has 5,000 users.

You plan to deploy Microsoft Teams for all the users.

You run a pilot project for the planned deployment.

You need to identify the network packet loss from the pilot computers to Microsoft Teams during calls.

Solution: From the Microsoft Teams admin center, you review Usage reports.

Does this meet the goal?

A. Yes

B. No

Answer: A

Explanation:

Question: 275

HOTSPOT

You have a Microsoft 365 subscription that uses Teams.

You have two teams named Department1 and Department2.

You need to implement a security and compliance solution that meets the following requirements:

- Prevents the members of Department1 and Department2 from communicating with each other in Teams
- Provides an alert if offensive language is used during a Teams chat

Which Microsoft Purview feature should you use for each requirement? To answer, select the appropriate options in the answer area.

NOTE: Each correct selection is worth one point.

Answer Area

Prevents the members Of Department1 and Department2

from communicating in Teams: information barriers

Information barriers

Information protection Insider risk management

Privacy risk management

Communication compliance

Provides an alert if offensive language is used during a

Teams chat: Communication compliance

Information barriers Information

protection insider risk management

Privacy risk management

Communication compliance

Answer:

Explanation:

Answer Area

Prevents the members of Department! and Departments from communicating in Teams: Information barriers
Provides an alert if offensive language is used during a Teams chat Communication compliance

Question: 276

HOTSPOT

You have a Microsoft 365 subscription that uses Microsoft Teams. You have the users shown in the following table.

Name	Microsoft 365 role
User!	Compliance data administrator
User2	Teams communication admin
User?	Groups admin

You have a team named Project1 that contains the users shown in the following table.

Name	Role
User4	Owner
User5	Member

Which user can archive Project 1, and which tool should be used to perform the task? To answer, select the appropriate options in the answer area.

NOTE: Each correct selection is worth one point.

Answer Area

Can archive Project!: u\$er4 User! Us«2 Useri

User4

User5

Tool: | Microsoft Teams admin center

Microsoft Teams client

Microsoft 365 admin center

Microsoft 365 compliance center

Microsoft Teams admin center

Answer:

Explanation:

Answer Area

Can archive Project!: User4

Tool: Microsoft Teams admm center

Question: 277

HOTSPOT

You have a Microsoft 365 subscription that uses Microsoft Teams and contains the users shown in the following table.

Name	Department	State
User1	Messaging	WA
User2	Marketing	None
User3	Support	CA

The users are assigned role-based access control (RBAC) roles as shown in the following table.

User	Role
User1	Teams Administrator
User2	None
User3	Application administrator

You configure a Microsoft 365 group naming policy as shown in the following exhibit.

Add prefix

String GRP

Attribute Department

Select another prefix v

Add suffix

Attribute StateOrProvince

Select another suffix v

Add suffix

Attribute StateOrProvince

Select another suffix v

For each of the following statements, select Yes if the statement is true. Otherwise, select N: NOTE: Each correct selection is worth one point.

Answer Area

Statements	Yes	No
User1 is exempt from the Microsoft 365 group naming policy.		
Before User2 can create a team, the StateOrProvince attribute for User? must be configured.		0

If UserJ attempts to create a team named Projects, the team will be named GRPSupportProjectsCA

Answer:

Explanation:

Answer Area

Statements	Yes	No
UserI is exempt from the Microsoft 365 group naming policy.	<input type="radio"/>	<input type="radio"/>
Before User? can create a team, the StateOrProvnrnce attribute for User? must be configured.	<input type="radio"/>	<input checked="" type="radio"/>
If User? attempts to create a team named Projects the team will be named GRPSupportProjectsCA	<input checked="" type="radio"/>	<input type="radio"/>

Question: 278

Your company uses Microsoft Teams.

You need to configure an auto attendant that will use a Direct Routing phone number to receive incoming calls.

Which type of license do you require?

- A. Microsoft 365 E3
- B. Microsoft 365 Phone System - Virtual User
- C. the Advanced Communications add-on for Teams
- D. Microsoft 365 Business Standard

Answer: C

Explanation:

Question: 279

You have a Microsoft 365 subscription that uses Microsoft Teams.

You have a team named R&D_Projects.

You need to prevent guest users from being invited to R&D_Projects. The guest users must be able to be invited to other teams.

What are two ways to block guest access to the R&D_Projects team? Each correct answer presents a complete solution.

NOTE: Each correct selection is worth one point.

- A. From the Microsoft 365 admin center, disable guest access.
- B. Apply a sensitivity label to the R&D_Projects team.
- C. From the Microsoft Teams admin center, disable guest access.
- D. From Azure PowerShell, run the New-AzureADObjectSetting cmdlet.
- E. Configure a Microsoft 365 group expiration policy.

Answer: B, D

Explanation:

Question: 280

Your on-premises network contains a main site and a branch site.
You have a Microsoft 365 subscription that uses Teams.
You need to use Network planner to identify the networking requirements between the sites.
From Network planner, you create a new network plan.
What should you do next?

- A. Configure the Network settings.
- B. Start a report.
- C. Add a network site.
- D. Add personas

Answer: C

Explanation:

Question: 281

You have a Microsoft 365 E5 subscription that uses Microsoft Teams.
Users report that their presence information is available to external partners.
You need to ensure that the presence information is available only to the external partners on the users' contact lists.
What should you do?

- A. From PowerShell, run `Set-CsPrivacyConfiguration -EnablePrivacyMode True`.
- B. From External collaboration settings in the Azure Active Directory admin center, configure Guest user access restrictions.
- C. From PowerShell, run `Set-CsTenantFederationConfiguration AllowFederatedUsers $false`.
- D. From the Microsoft Teams admin center, add the external partners to the Allow only specific external domains list.

Answer: A

Explanation:

Question: 282

Your company uses Teams.
Users often use Teams mobile apps to make and receive calls.
You change the display name for a user named User1.

User1 reports that their previous name still appears when they receive incoming calls in the Teams mobile app.

You need to ensure that the updated display name for User1 appears.

What should you do?

- A. Run the Sync-CsOnlineApplicationInstance Cmdlet.
- B. Collect and review the Debug logs.
- C. From the Microsoft 365 admin center, run self-help diagnostics.
- D. Clear the Microsoft Teams client cache on the mobile phone.

Answer: B

Explanation:

Question: 283

Your company uses Teams.

A user reports that when they manually decline a Teams call, the call is NOT sent to their Teams voicemail.

Which setting should you configure?

- A. Manage delegates
- B. Forward my calls
- C. Busy on busy when in a call
- D. Calls ring me

Answer: C

Explanation:

Question: 284

Your company uses Teams.

You successfully port and assign an audio conferencing toll-free number to Microsoft.

You test the toll-free number and ensure that meetings are successful.

The next day, you receive reports that the toll-free number is no longer working, but local toll numbers still work.

You need to ensure that the toll-free number works.

What should you do?

- A. Add the toll-free number to an Audio Conferencing policy.
- B. Set Anonymous users and dial-in callers can start a meeting to On
- C. Add Communication Credits.
- D. Set the toll-free number as the default conference bridge.

Answer: A

Explanation:

Question: 285

You have a Microsoft 365 E5 subscription that uses Microsoft Teams.
You need to identify which percentage of meetings include video.
What should you use?

- A. the Teams usage report
- B. the Teams device usage report
- C. Productivity Score Meetings insights
- D. the Teams user activity report

Answer: D

Explanation:

Question: 286

Your company uses Teams.
You have a team named Team1.
You need to prevent guest users from accessing files in Team1. The solution must NOT affect external collaboration with any other teams.
What should you do?

- A. From the SharePoint admin center, edit the External sharing settings for the associated site.
- B. From the Microsoft Entra admin center, configure the External collaboration settings for guest users.
- C. From the Microsoft Entra admin center, create a Conditional Access policy.
- D. From the Microsoft Teams admin center, set external access to Block all external domains.
- E. From the Microsoft Teams admin center, set Allow guest access in Teams to Off.

Answer: E

Explanation:

Question: 287

HOTSPOT

You have a Microsoft 365 subscription that uses Microsoft Teams.
You plan to deploy collaboration bars for Microsoft Teams.
You need to manage built-in software and firmware updates for the collaboration bars. The solution must use the principle of least privilege.

Which updates can be applied automatically, and which role is required to perform manual updates for the collaboration bars? To answer, select the appropriate options in the answer area.

NOTE: Each correct selection is worth one point.

Answer Area

Updates that can be applied automatically: Firmware only
Firmware only
Oem agent app only
Company portal app only
Teams app and Teams admin agent

Role required to perform manual updates: | Teams Administrator'
Teams Administrator
Teams communication admin
Teams communication support engineer
Teams communication support

Answer

Explanation:

Answer Area

Updates that can be applied automatically: Firmware only

Role required to perform manual updates: Teams Administrator

v

Question: 288

HOTSPOT

You have a Microsoft 365 subscription that uses Microsoft Teams to collaborate with guest users.

You need to use monthly active users (MAU) billing and access reviews to monitor the team membership of the guest users.

Which additional licenses should you assign, and what should you do to enable MAU billing? To answer, select the appropriate options in the answer area.

NOTE: Each correct selection is worth one point.

Answer Area

Additional licenses: Office 365 Enterprise E5
Advanced Communications
Azure Active Directory Premium Plan 1
Azure Active Directory Premium Plan 2
Office 365 Enterprise E5

To enable MAU billing: Link an Azure subscription to the Azure AD tenant. Enable external access in Microsoft Teams.
 Link an Azure subscription to the Azure AD tenant.
 Modify the External collaboration settings for the Azure AD tenant.
 Modify the Configure identity provider settings for the Azure AD tenant

Answer:

Explanation:

Answer Area

Additional licenses: Office 365 Enterprise E5

To enable MAU billing: Link an Azure subscription to the Azure AD tenant.

Question: 289

HOTSPOT

You have a Microsoft 365 subscription that uses Microsoft Teams.
You have the users shown in the following table.

Name	Role	Department
User1	Global Administrator	IT
User2	Teams Administrator	Collaboration
User3	None	Sales

You have the team shown in the following table.

Name	Owner	Type	Channels
Sales.Projects	User3	Private	Planning, Budgets

You create a new group naming policy as shown in the following exhibit.

Group naming policy

The Microsoft 365 groups naming policy allows you to add a specific prefix and/or suffix to the group name and alias of any Microsoft 365 group created by users. For example: <Finance> <group> <Seattle>

Current policy

<Group name* <Department>

Delete

Add prefix

Select the type of prefix v

Delete

Add suffix

String

Attribute

Select another suffix

For each of the following statements, select Yes if the statement is true. Otherwise, select No. NOTE: Each correct selection is worth one point.

Answer Area

Statements	Yes	No
User1 must rename the Sales.Projects team as Sales.Projects.Saies the next time a user is added to the team.	<input type="radio"/>	<input type="radio"/>
User2 can create a new team named Engineering-Projects.	<input type="radio"/>	<input type="radio"/>
User3 can create a new channel named Proposals in the Sales.Projects team.	<input checked="" type="radio"/>	<input type="radio"/>

Answer:

Explanation:

Answer Area

Statements	Yes	No
User1 must rename the Sales.Projects team as Sales.Projects.Saies the next time a user is added to the team.	<input type="radio"/>	<input checked="" type="radio"/>
User2 can create a new team named Engineering.Projects.	<input type="radio"/>	<input checked="" type="radio"/>
User3 can create a new channel named Proposals in the Sales.Projects team.	<input checked="" type="radio"/>	<input type="radio"/>

Question: 290

You have a Microsoft 365 subscription that uses Microsoft Teams and contains a distribution group named Group1 and a team named Project 1.

You add Group1 to Project 1.

100 new members are added to Group1.

When will the membership of Project1 will be updated to reflect the changes to the group membership?

- A. Automatically and immediately
- B. Automatically after 24 hours
- C. Only when the group is re-added manually to Project1

Answer: B

Explanation:

Question: 291

HOTSPOT

You need to install the Microsoft Viva Connections application in Microsoft Teams for a specific group.

How should you complete the PowerShell cmdlets? To answer, select the appropriate options in the answer area.

NOTE: Each correct selection is worth one point.

Answer Area

```

fa-Cs&oupMkytagment
New-CsApplicationAccessPohcy
New-CsGroupPol icyAssi gnment
New-CsTeamsAppPermissionPolicy
New-CsTeantsApp Setup Pol icy

TeamsAppSetUpftolky
TeamsAppSetupPolty
TeamsChannelsPoky
TeamsEducationAssignmentsAppPohcy
TeamsUpdateManagemen: Policy
    
```

Answer:

Explanation:

Answer Area

```

New-CsGfOUppolicyAssignment
TeamsAppSetupPolicy

-Groupld 2b24292B-86ce-4e7c-bcbB-al7cebaM>b94 -PolicyType
-Policyhtame "viva Connections" -Rank 1
    
```

Question: 292

HOTSPOT

Your company has the users shown in the following table.

Name	Department
User1	HR
User2	IT
User3	Production

The company uses Teams.

You have Teams update policies configured as shown in the following table.

Name	Allow public preview
Global (Org-wide-default)	Follow Office Preview
Policy1	Not enabled
Policy?	Enabled

The Teams update policies are assigned to departments as shown in the following table.

Teams update policy	Department
Policy1	HR
Policy?	IT

For each of the following statements, select Yes if True. Otherwise select No. NOTE: Each correct selection is worth one point.

Statements	Yes	No
User1 can switch to the public preview features by using the Teams client.		<input checked="" type="radio"/>
User2 can switch to the public preview features by using the Teams client.	<input checked="" type="radio"/>	<input type="radio"/>
User3 can switch to the public preview features by using the Teams client.		<input checked="" type="radio"/>

Answer Area

Statements	Yes	No
User1 can switch to the public preview features by using the Teams client.		<input checked="" type="radio"/>
User2 can switch to the public preview features by using the Teams client.	<input checked="" type="radio"/>	<input type="radio"/>
User3 can switch to the public preview features by using the Teams client.		<input checked="" type="radio"/>

Answer:

Explanation:

Answer Area

Question: 293

DRAG DROP

You have a Microsoft 365 subscription that uses Microsoft Teams.

You need to identify the following information:

- The number of chat messages sent during the past 30 days
- The number of messages posted in specific channels during the past 90 days

Which reports should use? To answer, drag the appropriate reports to the correct pieces of information. Each report may be used once, more than once, or not at all. You may need to drag the split bar between panes or scroll to view content. NOTE: Each correct selection is worth one point

Reports

- Apps usage
- Teams device usage
- Teams live event usage
- Teams user activity report
- Teams usage report

The number of chat messages sent during the _____ past 30 days: | |
The number of messages posted in specific _____ channels during the past 90 days: -

Answer:

Explanation:

Reports

- Apps usage
- Teams device usage
- Teams live event usage
- Teams user activity report
- Teams usage report

Answer Area

The number of chat messages sent during the past 30 days: Teams user activity report
The number of messages posted in specific channels during the past 90 days: Teams usage report

Question: 294

Note: This question is part of a series of questions that present the same scenario. Each question in the series contains a unique solution that might meet the stated goals. Some question sets might have more than one correct solution, while others might not have a correct solution.

After you answer a question in this section, you will NOT be able to return to it As a result, these questions will not appear in the review screen.

You have a Microsoft 365 subscription that contains several Microsoft SharePoint Online sites.

You need to ensure that the content stored in a SharePoint modern team site named Sales is available from Microsoft Teams. The solution must ensure that when a new channel is added to a team, a folder for the channel is created in the Sales site.

Solution: From the Sales site, you use the Add Microsoft Teams link.

Does this meet the goal?

- A. Yes
- B. No

Answer: B

Explanation:

Question: 295





DRAG DROP

Your company uses Microsoft Teams and has an auto attendant named AA1.

A user named User1 has a phone number of 613-555-1234.

You need to assign the phone number to AA1.

Which three actions should you perform in sequence in the Microsoft Teams admin center? To answer, move the appropriate actions from the list of actions to the answer area and arrange them in the correct order.

Actions	Answer Area
Oder a new phene number.	
Release the phone number.	
Unassign the phene number from User1.	
Create a new case and set Case type to inventory type change - change inventory type of my phone Humberts).	
Assign the phone number to AA1.	

Answer:








Explanation:

Actions

Order a new phone number.

Release The phone number

Answer Are*

		Unassign the phone number from User!	
		Create a new case and set Case type to Inventory type change - change inventory type of my phone number(s)	
		Assign the phone number to AA1.	

Question: 296

Your company uses Teams.

You are assigned the Teams Communications Support Specialist role.

You need to be assigned a role that will enable you to publish a new app to the Teams apps page. The solution must follow the principle of least privilege.

Which role should be assigned to you?

- A. Office Apps Administrator
- B. Teams Administrator
- C. Application Administrator
- D. Cloud Application Administrator

Answer: D

Explanation:

Question: 297

DRAG DROP

Your company uses Teams.

Two users named User 1 and User2 use the Teams client few Windows. The users report the following issues;

* User2 reports receiving an error when attempting to screen share during a Teams meeting. You need to troubleshoot the issues.

Which client-side log should you review for each user? To answer, drag the appropriate logs to the correct users. Each log may be used once more than once, or not at all. You may need to drag the split bar between panes or scroll to view content.

NOTE: Each correct selection is worth one point.

- User1 reports that when attempting to sign in, the Teams client remains on the sign-in page.

Logs	Answer Area
Debug log	User1: <input type="text"/>
Desktop log	User2: <input type="text"/>
Media log	
WebRTC log	
Windows event log	

Answer:

Explanation:

Logs	Answer Area
Debug log	User1: [Debuglog
Desktop log	
Media log	User2: Media log
WebRTC log	
Windows event log	

Question: 298

You have a Microsoft 365 E5 subscription that uses Microsoft Teams and contains the resources shown in the following table

Name	Type
Group1	Microsoft 365 group
	Microsoft 365 group
App1	Custom Teams app
App2	Custom Teams app

You need to configure the subscription to meet the following requirements:

- App1 must be pinned only to the Teams desktop client of the users in Group1.
- App2 must be pinned only to the Teams desktop client of the users in Group2.

What should you do in the Microsoft Teams admin center?

- Modify the global (Org-wide default) app setup policy.
- Modify the global (Org-wide default) app permission policy.
- Create app permission policies.
- Create app setup policies.

Answer: D

Explanation:

Question: 299

HOTSPOT

Your company uses Microsoft Teams.

You have a meeting policy named Policy1 that is assigned to a group named Sales.

You need to ensure that all the meetings recorded by the Sales group are stored indefinitely.

How should you complete the PowerShell cmdlet? To answer, select the appropriate options in the answer area.

NOTE: Each correct selection is worth one point.

Answer Area

```
Set-CsTeamsMeetingPolicy -Identity Policy1 ^NewMselinjiS^
```

- All Cloud Recording
- Cloud Recording Download
- New Meeting Recording ExpirationDays
- RecordingStorageMode

Answer

Explanation:

Answer Area

```
Set-CsTeamsMeetingPolicy -Identity Policy1
```

- All Cloud Recording
- Cloud Recording Download
- New Meeting Recording ExpirationDays
- RecordingStorageMode

Question: 300

HOTSPOT

You have a Microsoft 365 subscription that uses Teams.

You have a template to create a team named Team1.

You need to modify the template so that only Team1 owners can delete channels and messages. How should you complete the template? To answer, select the appropriate options in the answer area.

NOTE: Each correct selection is worth one point.

Answer Area

```
"tcnplategodata.bind": "https://graph.iaicrosoft.can/beta/teasTcnplatesCstandard")"
"displayttame": "leant ", "description": "Tea! team",
"channels": [ J,
  "memberSettings":
  {
    'allowDeleteChdnels' false
    allowDelctcChanncls' false
    allowDeleteChannels' true allowCreateUpdateChannels' true
    allowCreateUpdateChannels': false

    "allowAddReeiovcApps": true, "allowCreateUpdateRemoveTabs": true,
    "allowtreatUpdateRerroveConnectors": true

    "guestsettings": (
      | 'allowpeletechannels': falsi
      allowDefeteChannels': false
      "allowDeleteChannels' true allowCreateUpdateChannels' false
      "fun allowCreateUpdateChannels' true
      {
        ■funsettings":
        {
          "allowGiphy": true,
          "giphytontentRating": "Moderate", "allOMStickersAndHeaes": true,
          "allowtustoriHernes": true
        },
        "messagingSettings":
        (
          'allow! iserDeleteMnssanes' take
          allowUserEditMessages': true
          ollowUserEditMessages' fake
          "allowUserDefeteMessages" fake
          allowUserOefeteMestages' true

          "allowOwnerOeletOtesages": true, "allowTearrCtent ions": true,
          "allowlhannelHentions": true

        )
      )
    )
  }
]
```

Answer:

Explanation:

Answer Area

```
{ "tcfaplatejodata.bind": "https://graph.Microsoft.can/beta/teamsTcnplates('standard')",  
  "displayname": "Teaal", "description": "Teaal team", "channels": [ J,  
  "memberSettings":  
  
    "allowDeleteChannek": false ^  
  
    "allcwAddRenoveApps": true, "allowCreateUpdateRemoveTabs": true,  
    "allowCreateUpdateRemoveConnectors": true  
  
  "guestSettings": {  
    "allowDeleteChannek": false ^  
  }  
  ).  
  
  "funSettings": { "alloubiphy": true, "giphyContentRating": "Moderate",  
  "allowStickersAndMeaev": true, "allowCustonHemes": true }, "nessagingSettings":  
  
  'allowUserDeleteMessages': false *  
  
  "allowOwierOeleteMessages": true, "allewTeanHentions": true,  
  "allowthannelHentions": true
```

Question: 301

Your company uses Teams.

A user named User1 cannot invite guest users to Teams.

What should you recommend using to identify the cause of the issue?

- A. Microsoft Teams Network Assessment Tool
- B. Teams advisor
- C. Microsoft 365 network connectivity test tool
- D. self-help diagnostics

Answer: D

Explanation:

Question: 302

You have a Microsoft 365 subscription that uses Teams.

You have a room in Teams Rooms that contains a panel mounted at the entrance. You need to ensure that the panel displays a maximum room occupancy notification. What should you configure?

- A. a configuration profile
- B. a notification rule
- C. an app setup policy
- D. a meeting policy

Answer: A

Explanation:

Question: 303

You have a Microsoft 365 E5 subscription that uses Teams.

You need to integrate Microsoft 365 Defender with Teams to prevent users from uploading malicious files to a Teams channel.

What should you do first?

- A. Turn on the Built-in protection (Microsoft) Safe Links policy.
- B. From Safe Links, edit the Global settings.
- C. From Safe Attachments, edit the Global settings.
- D. Create a Safe Attachments policy.

Answer: C

Explanation:

Question: 304

HOTSPOT

You are reviewing the planned implementation of information barriers for your company.

You run the following command.

```
Get-InformationBarrierPolicy | Format-Table State,AssignedSegment,Segments  
AssignedSegment State SegmentSA11Owed Segment SB10Cked
```

HR	Inactive	Sales	
Sales	Inactive		HR, Research
Research	Inactive		Sales

You activate the information barrier policies.

For each of the following statements, select Yes if the statement is true. Otherwise, select No. NOTE: Each correct selection is worth one point.

Answer Area

Statements

Yes

No

The users in HR can initiate a Microsoft Teams chat with the users in Sales.

The users in Sales can invite the users in HR to a Microsoft Teams meeting.

The users in Research and HR can collaborate in a Microsoft Teams channel.

Answer:

Explanation:

Answer Area

Statements

Yes

No

The users in HR can initiate a Microsoft Teams chat with the users in Sales.

The users in Sales can invite the users in HR to a Microsoft Teams meeting.

The users in Research and HR can collaborate in a Microsoft Teams channel.

Question: 305

You have a Microsoft 365 E5 subscription that uses Teams.

When you attempt to create a new sensitivity label for Teams, you discover that the Groups & sites option is unavailable as shown in the following exhibit.

Define the scope for this label

LibtH tin be applied directly to files emails containers like SharePoint sites and Teams schematized data assets and more let us know where you want this label to be used so you can confute the applicable protection settings, team more about label scopes

B Files & emails

Configure encryption and content marking settings to protect labeled emails and Office files Also define auto labeling conditions to automatically apply this label to sensitive content in Office files in Azure and more



Configure privacy access control, and other settings to protect labeled lean Microsoft 365 Groups and SharePoint sites

0 to apply wnut><y labon to Sum S^jra^ot vtn and Vcrown MS Groups you mat first ccmpirta thaw itapi to *MtW fha iMtURB



pply labels to files and schematized data assets in Microsoft Purview Data Map chematized data assets include SQL Azure SQL Azure Synapse Azure Cosmos. WS RDS and more

0 lb apply Mi UMtevMmnaMdMMttt you mur frw urn on WMirig tar Mae>Mft*iSk4« Data Map ipw cm 00 tM trevw tht Utah pa?t utarr mon abovt laDHmj tor McroicA ^w« Orta Map

You need to be able to select Groups & sites when you create the sensitivity label.

Which cmdlet should you run?

- A. Set-Uni-fiedGroup
- B. Set-AzureADDirectorySetting
- C. Set - SPOSiteoffice365Group
- D. Set-CsTeamsEnhancedEncryptionPolicy

Answer: B

Explanation:

Question: 306

HOTSPOT

Your company has offices in New York and Seattle.

You have a Microsoft 365 subscription that uses Teams.

You plan to assess network connectivity and make recommendations to optimize connectivity from each office to Teams.

You run the Microsoft 365 network connectivity test tool at both offices and produce the results shown in the following table.

Office	Setting	Result
New York	Your distance from the network egress location	>500 miles (800 km)
	Virtual private network (VPN) you use to connect to your organization	Detected
	VPN Split Tunnel	Microsoft Teams Optimize is selective tunneled
	Latency	250 ms
Seattle	Your distance from the network egress location	<3 miles (5 km)
	Virtual private network (VPN) you use to connect to your organization	Not detected
	latency	75 ms

For each of the following statements, select Yes if True. Otherwise select No. NOTE: Each correct selection is worth one point.

Answer Area Statements

Yes

No

VPN split tunneling must be implemented in the New York office. Deploying a VPN connection to the Seattle office will improve the latency results for Teams.

A local internet breakout must be implemented in the New York office to improve connectivity to Teams.

Answer:

Explanation:

Answer Area Statements

Yes

No

VPN split tunneling must be implemented in the New York office.

&

Deploying a VPN connection to the Seattle office will improve the latency results for Teams.

•

Question: 307

Your company uses Teams.

You plan to deploy Teams to a branch office that has limited bandwidth.

Which Two features can be used when the Teams client has a bandwidth restriction of 150 kilobit/s up and 150 kilobit/s down? Each correct answer presents a complete solution.

NOTE: Each correct selection is worth one point.

- A. one-to-one screen sharing
- B. one-to-one video
- C. video during meetings
- D. screen sharing during meetings
- E. audio during meetings

Answer: C, D

Explanation:

Question: 308

HOTSPOT

You have a Microsoft 365 subscription named contoso.com that uses Microsoft Teams and contains the users shown in the following table.

Name	Role
User1	None
User2	Guest invitee
User?	Guest inviter

In Azure AD, the External collaboration settings are configured as shown in the exhibit (Click the Exhibit tab).

Guest user access

Guest user access restrictions 

[learn more](#)

Guest users have the same access as members (most inclusive)

Guest users have limited access to properties and memberships of directory objects

Guest user access is restricted to properties and memberships of their own directory objects (most restrictive)

Guest invite settings

Guest invite restrictions 

[learn more](#)

Anyone in the organization can invite guest users including guests and non admins (most inclusive)

Member users and users assigned to specific admin roles can invite guest users including guests with member permissions

Only users assigned to specific admin roles can invite guest users

Q No one in the organization can remove guest users including admins (most restrictive)

Enable guest self-service sign up via user flows [Q](#)

[team more](#)

No.

External user leave settings

Allow external users to remove themselves from your organization (recommended) [learn more](#)

Yes

Collaboration restrictions

Allow invitations to be sent to any domain (most exclusive)

Deny invitations to the specified domains

Allow invitations only to the specified domains (most restrictive)

Target domains

Adatum.com

Allow guest access in Teams is set to On.

You have a team named Project1 that contains the users shown in the following table.

Name	Role
User1	Owner
User2	Member
User3	Owner

Both User1 and User3 are owners of a team named Project1. User2 is a member of Project1. For each of the following statements, select Yes if the statement is true. Otherwise, select No. NOTE: Each correct selection is worth one point.

Answer Area

Statements	Yes No
User1 can invite a guest user named user3@adatum.com to Project1.	<input type="radio"/> <input type="radio"/>
User2 can invite a guest user named user4@fabrikam.com to Project1.	<input type="radio"/> <input type="radio"/>
User3 can invite a guest user named user5@fabrikam.com to Project1.	<input type="radio"/> <input type="radio"/>

Answer:

Explanation:

Answer Area

Statements	Yes No
User1 can invite a guest user named user3@adatum.com to Project1.	<input type="radio"/> <input type="radio"/>
User2 can invite a guest user named user4@fabrikam.com to Project1.	<input type="radio"/> <input type="radio"/>

Question: 309

HOTSPOT

You have a Microsoft 365 subscription that uses Teams.

You need to implement a compliance solution that meets the following requirements:

- Applies a watermark to the video feed of every user
- Enables end-to end encryption for meetings

Which add-on license should you assign to the users, and which Teams feature will be disabled when using the solution?

To answer, select the appropriate options in the answer area.

NOTE: Each correct selection is worth one point.

Answer Area

Add-on license: Microsoft learns Premium
Audio Conferencing
Communications Credits
Microsoft Teams Premium
Private Privacy Risk Management

Feature: Meeting recording Chat during meetings
Meeting recording
Screen sharing
Sharing content during meetings

Answer:

Explanation:

Answer Area

Add-on license: Microsoft Teams Premium

Feature: Meeting recording

Question: 310

HOTSPOT

Your company has the following departments:

- Marketing
- Information technology (IT)

The company uses Teams.

You need to recommend an access solution that meets the following requirements:

- The marketing department must collaborate with an external consultant by using a Microsoft PowerPoint presentation stored in the General channel of a new team.
- The IT department must be able to communicate with external consultants by using a private Teams chat and Teams calls.

Which type of access should you recommend for each department? To answer, select the appropriate options in the answer area

a. NOTE: Each correct selection is worth one point.

Answer Area

Marketing: Guest access -Um
B2B direct connect
External access
Guest access
B2B direct connect
B2B direct connect
External access
Guest access

Answer:

Explanation:

Answer

Marketing: Guest access

IT: B2B direct connect

Question: 311

HOTSPOT

You have a Microsoft 365 subscription that uses Teams and contains the users shown in the following table.

Name	Team	Role
User1	Sales	Owner
User2	Finance	Member
User3	Procurement	Member

You have the messaging policies shown in the following table.

Name	Setting	Value
Global (Org-wide default)	Owners can delete sent messages	Off
	Delete sent messages	On
	Edit sent messages	On
Finances	Owners can delete sent messages	On
	Delete sent messages	Off
	Edit sent messages	▪
Procurements	Owners can delete sent messages	Off
	Delete sent messages	Off
	Edit sent messages	Off

The messaging policies are assigned as shown in the following table.

Policy	Assigned to
Global (Org-wide default)	All users
Finances	Finance
Procurements	Procurement

For each of the following statements, select Yes if True. Otherwise select No.
NOTE: Each correct selection is worth one point.

Answer Area Statements

Yes

No

User1 can delete sent messages.

User2 can delete sent messages.

User3 cannot edit sent messages.

Q

Answer:

Explanation:

Answer Area

Statements

Yes

No

User1 can delete sent messages.

•

User2 can delete sent messages.

0

•

User3 cannot edit sent messages.

0

•

Question: 312

You have a Microsoft 365 subscription that uses Teams.
You need to upload network IP subnet information to call analytics.
What should you configure?

- A. Reporting labels
- B. Notification & alerts
- C. Network topology
- D. Voice application policies

Answer: B

Explanation:

Question: 313

DRAG DROP

You have a Microsoft 365 E5 subscription that uses Teams.

You need to implement a consistent team naming strategy that meets the following requirements:

- All team names must start with the department name of the user that created the team.
- All team names must be followed by the word Department.

How should you configure the group naming policy? To answer, drag the appropriate configurations to the correct requirements. Each configuration may be used once, more than once, or not at all. You may need to drag the split bar between panes or scroll to view content.

NOTE: Each correct selection is worth one point.

Configurations

- Add a prefix that has an attribute of Department.
- Add a prefix that has a string of Department.
- Add a suffix that has an attribute of Department.
- Add a suffix that has a string of Department.

Answer Area

To ensure that all team names start with the department name of the user that created the team:

To ensure that all team names are followed by the word Department:

Answer:

Explanation:

Configurations

- Add a prefix that has an attribute of Department.
- Add a prefix that has a string of Department.
- Add a suffix that has an attribute of Department.
- Add a suffix that has a string of Department.

Answer Area

To ensure that all team names start with the department name of the user that created the team: Add a suffix that has an attribute of Department.

To ensure that all team names are followed by the word Department: Add a prefix that has an attribute of Department.

Question: 314

You have a Microsoft 365 E5 subscription that uses Teams.

Users report that they receive a notification in their Teams client to fill in a survey and send the results to Microsoft.

You need to use PowerShell to disable the notification.

Which PowerShell cmdlet should you run?

- A. New-CsTeamsMessagingPolicy
- B. New-CsTeamsFeedbackPolicy
- C. New-CsTeamsEventsPolicy
- D. New-CsTeamsAppPermissionPolicy

Answer: D

Explanation:

Question: 315

In the Microsoft Teams admin center, you attempt to add an emergency address as shown in the following exhibit.

Emergency addresses \ Ken emergency address

Address 1

Country or region

Canada

Input address manually

- Off

Address

123 Sally Lane

No results were found

Contoso

Cancel

You need to validate the address.

What should you do?

- A. Specify the latitude and longitude of the location.
- B. Provide The Emergency Location Identification Number (ELIN) associated with the emergency address.
- C. Create an emergency call routing policy.
- D. Create an emergency calling policy.

Answer: C

Explanation:

Question: 316

You have a Microsoft 365 E3 subscription that uses Teams. The subscription contains an administrator named Admin1 that is assigned the Teams Administrator role.

Admin1 reports that he can assign default policy packages to users but cannot create and assign custom policy packages.

You need to ensure that Admin1 can create and assign custom policy packages in Teams.

What should you do?

- A. For Admin1, run the Grant-CsUserPolicyPackage PowerShell cmdlet.
- B. Assign a Teams Premium license to Admin1.
- C. For Admin1, run the Grant-CsGroupPolicyPackageAssignment PowerShell cmdlet.
- D. Assign a Microsoft 365 E5 license to Admin1.

Answer: B

Explanation:

Question: 317

Your company has three divisions. Each division has a Microsoft 365 E5 subscription and its own Microsoft Entra ID instance. All the divisions use Teams for collaboration and communication.

You need to recommend a seamless collaboration solution between all the divisions. The solution must support the following:

- Search for users
- Free/busy status for Teams meetings
- Collaboration on files stored in Teams

What should you include in the recommendation?

- A. guest access
- B. a multitenant organization
- C. shared channels

D. external access

Answer: A

Explanation:

Question: 318

DRAG DROP

Your company uses Teams.

You need to configure Teams apps to meet the following requirements:

- Block members of a team named Sales from installing custom apps.
- Pin apps in a specific order on the Teams app bar.

Which settings should you configure to meet each requirement? To answer, drag the appropriate settings options to the correct requirements. Each settings option may be used once, more than once, or not at all.

You may need to drag the split bar between panes or scroll to view content

NOTE: Each correct selection is worth one point.

Settings option

- App permission policies
- App setup policies
- Manage apps
- Org-wide app settings

Answer Area

- Block the Sales team members from installing custom apps:
- Pin apps in a specific order on the Teams app bar:

Answer

Explanation:

Settings option

- App permission policies
- App setup policies
- Manage apps
- Org-wide app settings

Answer Area

- Block the Sales team members from installing custom apps App permission policies
- Pin apps in a specific order on the Teams app bar App setup policies

Question: 319

HOTSPOT

You have a Microsoft 365 subscription that contains the users shown in the following table.

Name	Role
Admin1	Global Administrator
Admin2	Teams Administrator
Admin3	Teams communication

The subscription contains the Microsoft Teams teams shown in the following table

Name	Type	Status
Team1	Org-wide	Archived
Team2	Org wide	Active
Team3	Org-wide	Archived
Team4	Org-wide	Active

You need to identify how many additional org-wide teams you can create in the subscription. and which users can create the org-wide teams?

What should you identify? To answer, select the appropriate options in the answer area.

NOTE: Each correct selection is worth one point

Answer Area

Additional org-wide teams: 1

- 1
- 3
- 6

Users: Admin1 and Admin2 only

- Admin1 only
- Admin2 only
- Admin3 only
- Admin1 and Admin2 only
- Admin2 and Admin3 only
- Admin1, Admin2, and Admin3

Answer:

Explanation:

Answer Area

Additional org-wide teams:

Users Admin 1 and Admin? only

Question: 320

HOTSPOT

You have a Microsoft 365 subscription that uses Teams and contains the users shown in the following table.

User1	Teams Administrator
User2	User
User3	User
User4	User

You have a private team named Sales that contains the members shown in the following table.

The Sales team contains the channels shown in the following table.

Name	Type	Channel moderation
Planning	Standard	On
Budgets	Private	Not applicable

User	Role
User1	Owner
User2	Member
User3	Member

For each of the following statements, select Yes if the statement is true. Otherwise, select No. NOTE: Each correct selection is worth one point.

Answer Area Statements

Yes

No

User1 is added automatically as an owner of the Budgets channel.

User2 is the only member who can start a new post in the Planning channel. User4 can be added as a member

of the Budgets channel.

0

0

Answer:

Explanation:

Answer Area Statements

Yes

No

User' is added automatically as an owner of the Budgets channel.

0

•1

User' is the only member who can start a new post in the Planning channel • User4 can be added as a member

of the Budgets channel.

0

•

Question: 321

HOTSPOT

You have a Microsoft 365 subscription that uses Microsoft Teams.

You purchase three new Microsoft Teams display devices.


You need to provision the new devices remotely.

What information should you use to identify each device, and which file format should you use for the upload?


To answer, select the appropriate options in the answer area.

NOTE: Each correct selection is worth one point.

Answer Area

Use: 

- The IP address
- The device name
- The MAC address**
- The resource account

File format: 

- CSV**
- PS1
- XML
- JSON

Answer:

Explanation:

Answer Area

Use: The MAC address

*

File format: CSV ^

Question: 322

Your company uses Teams.

A user named User1 selects Forward my calls and all incoming calls are forwarded to voicemail as shown in the following exhibit.

Call answering rules

Choose how you want to handle incoming calls.

Calls ring me Forward my calls

All incoming calls will be forwarded to your voicemail.

You need to ensure that User1 can change the destination of the forwarded calls. What should you enable for User1?

- A. simultaneous ring
- B. Enterprise Voice
- C. Outbound calling
- D. Busy on busy when in a call

Answer: B

Explanation:

Question: 323

HOTSPOT

You have a Microsoft 365 subscription named contoso.com.

Contoso.com uses Teams to collaborate with users from a partner company that has a Microsoft 365 subscription named fabnkam.com.

You need to enable Teams shared channels. The solution must meet the following requirements:

- The users in contoso.com must be able to invite only the users in fabrikam.com to a shared channel.
- Contoso.com must trust multi-factor authentication (MFA) from fabrikam.com.

o What should you configure in the Azure portal for each requirement? To answer, select the appropriate options in the answer area.

NOTE: Each correct selection is worth one point.

Answer Area

The contoso.com users must be able to invite the fabnkam.com users to a shared channel

- [From Edit inbound defaults set B2B duett connect to Allow access](#)
- [From Edit inbound defaults, set B2B direct connect to Allow access](#)
- From Edit outbound defaults, set B2B direct connect to Allow access.
- From Organizational settings, add fabnkam.com

Contoso.com must trust MFA from fabnkam.com:

- [Edit Guest user access restrnctaons.](#)
- [Edit Guest user access restrictions.](#)
- Create a Conditional Access policy
- [Configure the Trust settings for fabnkam.com](#)

Answer

Explanation:

Answer Area

The contoso.com users must be able to invite the fabrikam.com users to a shared channel

From Edit inbound defaults, set B2B direct connect to Allow access

Contoso.com must trust MFA from fabnkam.com

Edit Guest user access restrictions

Question: 324

DRAG DROP

Your company uses Teams.

You need to configure Teams to meet the following requirements:

- The Teams client must display the Avatars app for all users.
- The Games for Work app must be unavailable in the Teams client
- Users must be prevented from unpinning and rearranging apps in the Teams client

Which type of policy should you configure for each requirement? To answer, drag the appropriate policy types to the correct requirements. Each policy type may be used once, more than once, or not at all. You may need to drag the split bar between panes or scroll to view content.

NOTE: Each correct selection is worth one point.

Policy types

- Customization policy
- Permission policy
- Setup policy
- Teams policy

Answer Area

The Teams client must display the Avatars app for all users:

Users must be prevented from unpinning and rearranging apps in the Teams client:

The Games for Work app must be unavailable in the Teams client;

Answer:

Explanation:

Policy types

Answer Area

- Customization policy
- Permission policy
- Setup policy
- Teams policy

The Teams client must display the Avatars app for all users: Setup policy |

Users must be prevented from unpinning and rearranging apps in the Teams client: Customization policy |

The Games for Work app must be unavailable in the Teams client: Permission policy |

Question: 325

You have a Microsoft 365 E5 subscription that uses teams and contains the users shown in the following table.

Name	Role
User1	Teams Administrator
User2	User Administrator
User3	Helpdesk Administrator

You Create a group naming policy to enforce a consistent naming convention for teams names. Which users are exempt from the naming policy restrictions?

- A. User1 only
- B. User2 only
- C. User3 only
- D. User1 only User3 only
- E. User1 User2, and User3

Answer: B

Explanation:

Question: 326

DRAG DROP

Your company uses the Microsoft teams.

You are planning the governance strategy for Microsoft teams. All task must be performed by a user who will be assigned the Global Administrator role and will not be a team owner.

Archive a tea

Restore a delete team

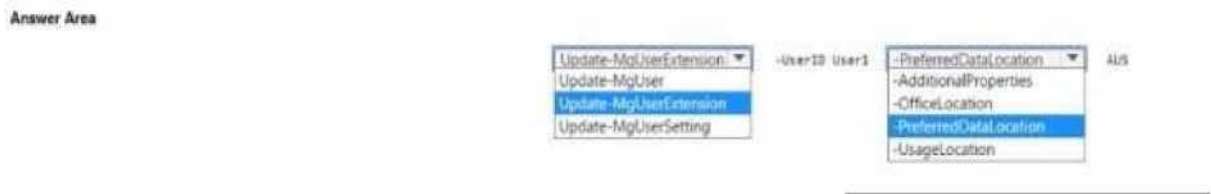
Permanently delete a team

Which tool should you identify for each task? To answer, drag the appropriate tools to the correct tasks. Each tool may be used once. More than once, or not at all. You may need to drag the split bar between panes or scroll to view content.

NOTE: Each correct selection is worth one point.

You need to use PowerShell to move data at rest to Australia for User1.

How should you complete PowerShell command? To answer, select the appropriate options in the answer area.



Explanation:

Answer:



Question: 329

HOTSPOT

You have a Microsoft 365 subscription that uses Teams. The subscription contains the users shown in the following table.

Name	Team	Me
User1	Sales	Owner
User2	Finance	Member
User3	Procurement	Member

You have the meeting policies shown in the following table.

Name		Value
Global (Org-wide default)	Participants can use video	All video effects
	Meeting recording	Off
	Meeting registration	On
Finance policy	Participants can use video	Off
	Meeting recording	On
	Meeting registration	On
Procurement policy	Participants can use video	Only background
	Meeting recording	On
	Meeting registration	On

The meeting policies are assigned to teams as shown in the following table.

Policy	Team
Finance policy	Finance
Procurement	Procurement

For each of the following statements, select Yes if True. Otherwise select No. NOTE: Each correct selection is worth one point.

Answer Area

Statements	Yes	No
User1 can record meetings.	<input type="radio"/>	<input type="radio"/>
User2 can enable meeting registrations	<input type="radio"/>	<input type="radio"/>
User3 can blur the video background.	<input type="radio"/>	<input type="radio"/>
Answer:		

Explanation:

Answer Area

Statements	Yes	No
User1 can record meetings.	<input type="radio"/>	<input checked="" type="radio"/>
User2 can enable meeting registrations.	<input checked="" type="radio"/>	<input type="radio"/>
User3 can blur the video background.	<input checked="" type="radio"/>	<input type="radio"/>

Question: 330
HOTSPOT

You have a Microsoft 365 subscription that uses Teams.

You need to create a custom policy named Policy1 that will disable the ability to send feedback and suggestions about Teams to Microsoft.

How should you complete the PowerShell command? To answer, select the appropriate options in the answer area.

NOTE: Each correct selection is worth one point.

Answer Area

PowerShell command: `Set-CsTeamsFeedbackPolicy -PolicyName Policy1 -FeedbackConfiguration`

Options:

- New-CsTeamsFeedbackPolicy
- New-CsTeamsMessagingPolicy
- New-CsReportingConfiguration

Correct answer: 1

Solution: You assign the Teams Communications Administrator role to User1.
Does this meet the goal?

- A. Yes
- B. No

Answer: B

Explanation:

Question: 332

You have a Microsoft 365 subscription that includes Teams. The subscription contains a user named User1. You are deploying 10 new Teams devices.

You need to ensure that User1 can restart the Teams devices remotely.

Solution: You assign the Teams Administrator role to User1.
Does this meet the goal?

- A. Yes
- B. No

Answer: B

Explanation:

Question: 333

You have a Microsoft 365 subscription.

In Microsoft Teams, you create a new private team named Team1 and add a user named User1 as a member.

Used attempts to add members to Team1 and reports that approval is required. You need to ensure that User1 can add members to Team1 without requiring approval. What should you do?

- A. Configure guest access.
- B. Configure User1 as an owner of Team1.
- C. Assign the Teams Communications Support Specialist role to User1.
- D. Configure a new Microsoft Teams policy.

Answer: B

Explanation:

Question: 334

HOTSPOT

You have a Microsoft 365 subscription.

You have a virtualized desktop infrastructure (VDI) that contains the virtual machines shown in the

following table.

Name	Operating system	VOI platform
Host1	Windows 11	Azure Virtual Desktop
Host2	Windows 11	Amazon Workspaces
Host3	Windows Server 2019	Citrix Virtual Apps and Desktops
Host4	Windows Server 2016	VMware Horizon

You need to install the Teams for VDI client on the virtual machines. The solution must support audio/video (AV) optimization.

Which virtual machines support the Teams for VDI client, and what should you do to enable AV optimization? To answer, select the appropriate options in the answer area.

NOTE: Each correct selection is worth one point.

Answer Area

Virtual machines: Host1, Host2, and Host4 only

- Host1 and Host2 only
- Host3 and Host4 only
- Host1 and Host3 only
- Host1, Host2, and Host4 only**
- Host1, Host2, Host3, and Host4

To enable AV optimization: Add a registry key to each virtual machine.

- Add a registry key to each virtual machine.**
- Run teamsbootstrapper.exe and specify the -o switch.
- Run teamsbootstrapper.exe and specify the -x switch.
- Update the display driver on each virtual machine.

Answer:

Explanation:

Answer Area

Virtual machines: Host1 and Host3 only

To enable AV optimization: Run teamsbootstrapper.exe and specify the -o switch.

Question: 335

HOTSPOT

You have a Microsoft 365 subscription that contains an Azure Virtual Desktop deployment. The Azure Virtual Desktop deployment contains a session host named Host1.

You install the Remote Desktop WebRTC Redirector Service and the Teams for virtual desktop infrastructure (VDI) client on Host1.

You need to ensure that your webcam delivers the highest quality video for Teams calls.

How should you complete the registry key? To answer, select the appropriate options in the answer area.

NOTE: Each correct selection is worth one point.

Answer Area

Name: HKEY_CURRENT_USER * \SOFTWARE\Microsoft\Terminal Server Client\Default\Addins\WebRTC Redirector

- HKEY_OASSES_ROOT
- HKEY_CURRENT_CONFIG

HKEY_LOCAL_MACHINE

- UseHardwareEncoding** *
- DisableRAILAppSharing
- Type UWDTableRAILScreenSharing
- ShareClientDesktop

Answer:

Explanation:

HKEY_CURRENT_USER \SOFTWARE\Microsoft\Terminal Server Client\Default\Addins\WebRTC Redirector
Name: UseHardwareEncoding *
Type DWORD

Question: 336

Your company uses Teams.

You are assigned the Teams Communications Support Specialist role.

You discover that you cannot read activity reports in the Microsoft 365 admin center.

You need to be assigned a role that will enable you to read the activity reports. The solution must follow the principle of least privilege.

Which role should be assigned to you?

- A. Teams Communications Support Engineer
- B. Teams Administrator
- C. Global Administrator
- D. Teams Communications Administrator

Answer: D

Explanation:

Question: 337

Your company uses Teams. All users are assigned a Microsoft 365 F1 license.

You need to retain chats and files in Teams channels for at least one year after they are deleted. What should you do first?

- A. From the Audit settings of the Microsoft Purview compliance portal, select Start recording user and admin activity.
- B. Assign the users a Microsoft 365 F3 license.
- C. From the Microsoft 365 admin center, enable Customer lockbox.
- D. Assign the users a Microsoft 365 E3 license.

Answer: D

Explanation:

Question: 338

You have a Microsoft 365 subscription that contains 300 users. All the users have existing direct inward dial (DID) phone numbers. You plan to implement Phone System in Microsoft Teams. You need to migrate the users' DID phone numbers to Microsoft Teams. What should you do?

- A. From the Microsoft 365 admin center, open a service request
- B. From the Microsoft Teams admin center, create a dial plan.
- C. From the Microsoft Teams admin center, run the porting wizard.

D. From Voice in the Microsoft Teams admin center select Phone numbers, and then select Add

Answer: C

Explanation:

Question: 339

DRAG DROP

You have a Microsoft 365 E5 subscription and use Microsoft Teams. You plan to schedule the events shown in the following table.

Name	Requirement
Event1	the event must support 800 participants the event must support PowerPoint Live Participants must access the event by using a registration link. Video on demand must be provided after the event
Event2	Scheduling must be managed by using the Bookings app in teams. Guests must join from the internet and will join a custom lobby A confirmation text message must be sent to participants automatically 15 minutes before the event begins.

Which meeting template should you use for each event? To answer, drag the appropriate templates to the correct events. Each template may be used once, more than once, or not at all. You may need to drag the split bar between panes or scroll to view content.

NOTE: Each correct selection is worth one point.

Templates

Controlled-content meeting
Live event
Town hall
Virtual appointment
Webinar

Answer:

Explanation:

Templates

- Controlled-content meeting
- Live event
- Town hall
- Virtual appointment
- Webinar

Answer Area

Event 1 : Webinar |

Event? ^Virtual appointment

Question: 340

HOTSPOT

You have a Microsoft 365 E5 subscription.

You purchase a new Teams Rooms device.

You need to create a Microsoft 365 resource account named Room1 for the device. The solution must ensure that Room1 automatically accepts meeting invitations.

How should you complete the PowerShell command? To answer, select the appropriate options in the answer area.

NOTE: Each correct selection is worth one point.

Answer Area

```
New-Mailbox MicrosoftOnlineServicesID "Room1contoso.com" Name "Room1" -Displayname "Room 1" Room
EnableRoomMailboxAccount $true -RoomMailboxPassword (Convert-String "Pa55w.rd" -AsPlainText Force)
Set-Mailbox -Mailbox "Room1@contoso.com" -AutomateProcessing AutoAccept -AddOrganizerToSubjectLine -DeleteComments
Set-Mailbox -Mailbox "Room1@contoso.com" -AutomateProcessing AutoAccept -AddOrganizerToSubjectLine -DeleteComments
Set-Mailbox -Mailbox "Room1@contoso.com" -AutomateProcessing AutoAccept -AddOrganizerToSubjectLine -DeleteComments
Set-Mailbox -Mailbox "Room1@contoso.com" -AutomateProcessing AutoAccept -AddOrganizerToSubjectLine -DeleteComments
```

Answer:

Explanation:

Answer Area

```
New-Mailbox MicrosoftOnlineServicesID "Room1contow.com" Name "Room1" -Displayname "Room 1" Room
EnableRoomMailboxAccount $true -RoomMailboxPassword (Convert-String "Pa55w.rd" -AsPlainText Force)
Set-Mailbox -Mailbox "Room1@contoso.com" -AutomateProcessing AutoAccept -AddOrganizerToSubjectLine -DeleteComments
Set-Mailbox -Mailbox "Room1@contoso.com" -AutomateProcessing AutoAccept -AddOrganizerToSubjectLine -DeleteComments
```

Question: 341

HOTSPOT

Your company has a marketing department and a sales department.

You have a Teams deployment.

You need to recommend an infrastructure that meets the following requirements:

- Users in the sales department must share system audio.
- Users in the marketing department must upload custom backgrounds.

Answer Area

Marketing Azure Virtual Desktop

Whenever possible, the virtual desktop infrastructure (VDI) must be prioritized to save costs. What should you include in the recommendation for each department? To answer, select the appropriate options in the answer area.

NOTE: Each correct selection is worth one point.

A traditional desktop

I Gblx DaaS
VMware

Sales Ai'r - Veiu.il Di<<f r-1
A traditional desktop

Virtual

Virtual

Gtrtx DaaS VMware

Answer:

Explanation:

Answer Area

Marketing; [Azure Virtual Desktop

Sales Azure Virtual Desktop

Question: 342

DRAG DROP

You have a Microsoft E5 subscription that uses Teams.

Your company uses the Microsoft Viva Connections app.

You need to configure the app to meet the following requirements:

- Rename the app as Start
- Replace Viva Connections with a custom logo.

Which three actions should you perform in sequence? To answer, move the appropriate actions from the list of actions to the answer area and arrange them in the correct order.

Actions

Answer Area

☰ Configure a permission policy.
☰ Customize the app.
☰ Publish the app.
☰ Customize the app store.
☰ Upload the company logo.
☰ Modify the app details and icons.
☰ Assign a permission policy.

Answer:

Explanation:

Actions

- ☰ Configure a permission policy.
- ☰ Customize the app.
- ☰ Publish the app.
- ☰ Customize the app store.

Answer Area

- :: Upload the company logo.
- 1 :> Modify the app details and icons.
- 2 H Assign a permission policy.
- 3

Question: 343

You have a Microsoft 365 ES subscription that uses Teams with Operator Connect. You plan to deploy Teams conference phones that support PSTN calls and one-touch join for Teams calendar meetings. Which license should you assign to each conference phone?

- A. Microsoft Teams Shared Device
- B. Teams Rooms Pro
- C. Microsoft 365 E5
- D. Microsoft 365 Business Standard
- E. Microsoft 365 E3

Answer: C

Explanation:

Question: 344

DRAG DROP

Your company has a Microsoft 365 subscription that uses Teams. A user named User1 reports the following issues:

- User1 cannot schedule a live event by using the teams client.
- User1 experiences only one-way audio during a Teams call.

You need to troubleshoot the issues.

Which client-side log should you review for each issue? To answer, drag the appropriate logs to the correct issues. Each log may be used once, more than once, or not at all. You may need to drag the split bar between panes or scroll to view content. NOTE: Each correct selection is worth one point.

User 1 cannot schedule a live event by using the Teams client |

User1 experiences only one-way audio during _____ a Teams call |

Logs

- ☰ Debug log
- ☰ Desktop log
- ☰ Media log
- ☰ Windows event log

Explanation:

Answer:

Logs

Debug log

Desktop log

Media log

Windows event log

Answer Are#

User1 cannot schedule a live event by using

rhe Teams client Debug log

User1 experiences only one-way audio during

a Teams call- Sistasg J

Question: 345

You have a Microsoft 365 subscription that uses Teams.

You need to identify the percentage of meetings that follow one or more meeting best practices. What should you use?

- A. usage reports in the Microsoft learns admin center
- B. improvement actions in Compliance Manager
- C. Adoption Score in the Microsoft 365 admin center
- D. audit reports in the Microsoft Purview compliance portal

Answer: C

Explanation:

Question: 346

You have a Microsoft 365 ES subscription.

You plan to have Teams administrators use self-help diagnostics.

Which two scenarios are covered by self-help diagnostics? Each correct answer presents a complete solution.

NOTE: Each correct selection is worth one point.

- A. Validate that a specified user can disable Teams live events.
- B. Validate that a specified user is configured to record meetings.
- C. Review Teams guest access.
- D. Attempt to locate a missing Teams meeting recording.
- E. Validate end-to-end encryption for strictly confidential Teams meetings

Answer: B, D

Explanation:

Question: 347

You Have a Microsoft 365 subscription that includes Teams. The subscription contains a user named User1 You are deploying 10 new learns devices.

You need to ensure that User1 can restart the Teams devices remotely.

Solution: You assign the Teams Communications Support Engineer role to User1.

Does this meet the goal?

- A. Yes
- B. No

Answer: B

Explanation:

Question: 348

You have a Microsoft 365 subscription that uses Microsoft Teams and contains a user named User1. Microsoft Teams has a default conferencing toll phone number of +1 323 705-3393. The default number is assigned to User1.

You need to change the conferencing toll phone number assigned to User1. The solution must meet the following requirements:

- Update the existing meeting invites of User1 to use the new conferencing toll phone number.
- Ensure that other users in your company continue to use the default number.

Which two actions should you perform? Each correct answer presents part of the solution, NOTE: Each correct selection is worth one point.

- A. From PowerShell, run the update-csTenantMeetingUr1 cmdlet.
- B. From the Microsoft Entra admin center, modify the Usage location of User1.
- C. From PowerShell, run the start-csEXMeetingMgation cmdlet.
- D. From the Microsoft Teams admin center, modify the Users settings of User1.
- E. From the Microsoft Teams admin center, modify the default Bridge settings.

Answer: C, E

Explanation:

Question: 349

You have a Microsoft 365 E5 subscription that includes Teams.

All users are assigned the Teams Premium add-on license.

You need to schedule an event that supports 20,000 streaming participants and uses enterprise content delivery network (eCDN).

Which meeting template should you select?

- A. Controlled-content meeting
- B. Webinar
- C. Town hall
- D. Virtual appointment

Answer: C

Explanation:

Question: 350

You have a Microsoft 365 E5 subscription and use Microsoft Teams.

A user named User1 reports that the Redirect to a new number or contact option is unavailable in the Calls settings of the Teams client as shown in the following exhibit.

When you can't answer a call

Redirect to voicemail

v

Do not redirect calls

Redirect to voicemail

What is the cause of the missing option?

- A. Busy on busy during calls is enabled for User1.
- B. A policy that limits calls to domestic only is applied to User1.
- C. Enterprise Voice is disabled for User1.
- D. Simultaneous ring is configured User1.

Answer: D

Explanation:

Question: 351

You deploy a Teams Rooms device named Device 1.

You need to identify how many outbound meeting minutes were consumed during the last month by Device1.

Which report should you run?

- A. Audio Conferencing dial-out usage
- B. PSTN & SMS usage
- C. Summary Reports
- D. Rate My Call Reports

Answer: C

Explanation:

Question: 352

You have a Microsoft 365 subscription that uses Teams.

Your company uses a license that includes 60 minutes of dial-out for Teams meetings.

You need to review the total costs of each meeting organizer for dial-out calls during meetings. Which report

should you review?

- A. the Microsoft Call Quality Dashboard summary report
- B. the Microsoft Call Quality Dashboard detailed report
- C. PSTN minute pools
- D. PSTN and SMS usage
- E. Audio Conferencing dial-out usage

Answer: E

Explanation:

Question: 353

You have a Teams deployment.

You deploy the new Teams client to users.

Some users report that the Teams Meeting add-in is missing from Microsoft Outlook after the deployment.

You need to ensure that Outlook has the Teams Meeting add-in.

What should you do?

- A. Clear the Teams client cache.
- B. Run `Runscfc.exe`.
- C. Run the Teams client as an administrator.
- D. Uninstall the Teams Meeting add-in and restart Teams and Outlook.

Answer: D

Explanation:

Question: 354

You have a Microsoft 365 E5 subscription that uses Teams.

A user named User1 reports that the recording button is unavailable during a Teams meeting.

You need to ensure that the recording button is available for User1.

What should you configure in the Microsoft Teams admin center?

- A. Meeting policies
- B. Meeting template policies
- C. Meeting settings
- D. Meeting templates

Answer: A

Explanation:

Question: 355

You have a Microsoft 365 E5 subscription that includes Teams.

You need to identify app data for a specific date and time range for the following:

- Teams apps that were installed on or removed from a Teams client
- Teams apps that were added to or removed from the Microsoft Teams app catalog

- What should you do?
- A. From Microsoft Teams apps in the Microsoft 365 admin center, review the App usage report.
 - B. From the Microsoft Teams admin center, review Teams usage reports.
 - C. From Compliance Manager, search the audit log.
 - D. From the Microsoft Entra admin center, search the audit log.

Answer: C

Explanation:

Question: 356

HOTSPOT

Your company uses Microsoft Teams.

You have a team named Team1.

You need to prevent users from posting animated images to Team1.

How should you complete the PowerShell cmdlet? To answer, select the appropriate options in the answer area.

NOTE: Each correct selection is worth one point.

Answer Area

get-teas -DisplayNaae "Teaal*" | Set-Team

Set-TeamChannel
Set-TeamPicture

Set-TeamsApp

▼ -AllowStickersAndMemes ^ Sfalse

1 Allow wCustom Memes

-AllowGiphy
-AllowStickersAndMemes

-GiphyContentRating

Answer:

Explanation:

Answer Area

get-team -DisplayName "Team1" | Set-Team -AllowStickersAndMemes \$false

Question: 357

HOTSPOT

You have a Teams Phone deployment.

You have an auto attendant named Autoattend1.

You need to configure Autoattend1 to meet the following requirements:

- Exclude a group named Group1 from the directory.
- Configure Dial key 1 to forward calls to a call queue.

What should you do for each requirement? To answer, select the appropriate options in the answer area.

NOTE: Each correct selection is worth one point.

Answer Area

To exclude Group1, configure:

[A dial scope](#)

A dial scope

Authorized users

Call flows

To configure Dial key 1 to forward calls to a call

queue, redirect to: [A voice app](#)

A person in the organization A

voice app

[An external phone number](#)

Answer:

Explanation:

Answer Area

To exclude Group1, configure: [A dial scope](#)

To configure Dial key 1 to forward calls to a call

queue, redirect to: [A voice app](#)

Question: 358

HOTSPOT

Your company has a marketing department and a finance department.

You have a Teams deployment.

The marketing department plans to host a Teams session that has the following requirements:

- External attendees must register by using a registration page.
- Attendees must be able to use Microsoft Whiteboard during the session.

The finance department plans to host a Teams session that has the following requirements: •

- 1,500 attendees must be able to interact within a Q&A session.

- The session must use enterprise content delivery network (eCDN) integration.

Which type of meeting should you recommend for each department? To answer, select the appropriate options in the answer area.

NOTE: Each correct selection is worth one point.

Answer Area

Marketing: Webinar *
 Meeting
 Town hall

Finance: Town hall ▼
Meeting
Town hall
Webinar

Answer:

Explanation:

Answer Area

Marketing: Webma^
 Finance: Town hall

Question: 359

HOTSPOT

You are planning a Teams deployment to a branch office.

You need to recommend the following information for the deployment:

- The network ports required for audio, video, and screen sharing.
- The minimum bandwidth requirements in kilobits/s up and down for screen sharing during Teams meetings.

What should you recommend? To answer, select the appropriate options in the answer area. NOTE; Each correct selection is worth one point.

Answer Area

Network ports: UDP 3478-3481 ▼
TCP 443
TCP 5223
UDP 3478-3481

Minimum bandwidth: 200/200 ▼
150/200

200/200

250/250

1000/1500

Answer:

Explanation:

Answer Area

Network ports: UDP 3478-3481 '

Minimum bandwidth: 200/200

Question: 360

You have a Teams deployment.

From Microsoft Call Quality Dashboard, you discover that internal calls are marked as outside.

You need to ensure that inside and outside calls are reported correctly.

What should you configure?

- A. Tenant Data Upload
- B. Roaming policies under Network topology
- C. Network sites under Network topology
- D. Trusted IPs under Network topology
- E. Voice routing policies

Answer: C

Explanation:

Question: 361

DRAG DROP

You have a Teams deployment that contains a Teams Rooms Pro subscription.

A consultant deploys a Teams Rooms on Windows device named Boardroom1.

You need to ensure that the consultant can complete the sign-in process for Boardroom 1 without access to a username and password.

Which three actions should you perform in sequence? To answer, move the appropriate actions from the list of actions to the answer area and arrange them in the correct order.

Actions

- Create and license a Microsoft Exchange Online resource account.
- Add the MAC address of Boardroom1 to the device.
- Generate a verification code and instruct the consultant to provision the device.
- From the Teams admin center, complete the pending sign-in process.
- Create and license a Teams resource account.
- Generate a one-time password and instruct the consultant to provision the device.
- From the Teams Room Pro Management portal, approve the sign-in request.

Answer Area

Answer:

Explanation:

Actions

- Create and license a Microsoft Exchange Online resource account.
- Add the MAC address of Boardroom1 to the device.
- Generate a verification code and instruct the consultant to provision the device.
- From the Teams admin center, complete the pending sign-in process.

Answer Area

- 1 Create and license a Teams resource account.
- 2 Generate a one-time password and instruct the consultant to provision the device.
- 3 From the Teams Room Pro Management portal, approve the sign-in request.

Question: 362

You have a Microsoft 365 E5 subscription that has Teams Premium licenses. The subscription contains an Azure Virtual Desktop deployment that has a session host named Host1.

You plan to install the Teams for virtual desktop infrastructure (VDI) client on Host1.

You need to identify which Teams features will be unavailable to Host1.

Which two features should you identify? Each correct answer presents a complete solution.

NOTE Each correct selection is worth one point

- A. end-to-end encryption
- B. background blur
- C. live captions
- D. custom meeting backgrounds
- E. multi-window

Answer: A, D

Explanation:

Question: 363

HOTSPOT

You have an Azure Virtual Desktop deployment.

You have a Teams deployment.

You deploy the Teams for virtual desktop infrastructure (VDI) client on an Azure Virtual Desktop session host and configure the registry settings as shown in the following exhibit.



Use the drop-down menus to select the answer choice that completes each statement based on the information presented in the graphic.

NOTE: Each correct selection is worth one point.

Answer Area

To enable screen sharing, you must change the [answer choice] key.

To prevent users from sharing their desktop, you must change the (answer choice) key

Answer:

Explanation:

Answer Area

To enable screen sharing, you must change the [answer choice] key. ShareClientDesktop

To prevent users from sharing their desktop, you must change the [answer choice] key. DisableRAILScreenSharing

Question: 364

You have a Microsoft 365 E5 subscription that uses Teams.

Your company collaborates with a partner company named fabrikam.com.

You plan to invite guest users from fabnkam.com to a standard Teams channel.

You need to ensure that all the guest users accept your company's terms of use (ToU) before gaining access to Teams.

What should you do?

- A. Create a Conditional Access policy.
- B. Configure an access review.
- C. Configure Privileged Identity Management (PIM).
- D. Configure the Microsoft Entra Verified ID service.

Answer: B

Explanation:

Question: 365

You have a Microsoft 365 subscription that uses Teams.

You deploy Teams to a branch office that has limited internet bandwidth.

You need to configure policy settings to enforce network bandwidth restrictions only when Teams users are in the branch office.

Which two policies should you configure? Each correct answer presents part of the solution.

NOTE Each correct selection is worth one point.

- A. a meeting policy
- B. an Audio Conferencing routing policy
- C. a calling policy
- D. a voice routing policy
- E. a network roaming policy

Answer: A, E

Explanation:

Question: 366

HOTSPOT

You have a Microsoft 365 subscription that uses Teams.

You plan to deploy Teams to a branch office named Branch1.

You need to review Microsoft 365 network telemetry insights and estimate the required network bandwidth required for the deployment to Branch1.

What should you do for each requirement? To answer, select the appropriate options in the answer area

a. NOTE: Each correct selection is worth one point.

Answer Area

From the Microsoft 365 admin center, configure the Network connectivity settings.

From the Microsoft Teams admin center, configure the Network topology settings.

From the Microsoft Teams admin center, use Network planner.

Estimate the required network bandwidth by using: Network planner

Network planner

Self-help diagnostics

Teams advisor

The Call Quality Dashboard (CQD)

Answer

Explanation:

Answer Area

Review Microsoft 365 network telemetry insights: From the Microsoft 365 admin center, configure the Network connectivity settings.

Estimate the required network bandwidth by using: Network planner

Question: 367

You have a Teams channel named Project1.

You have a third-party project management app named App1.

You need to recommend an extensibility solution that integrates App1 into Teams. The solution must meet the following requirements:

- Users must be able to access App1 directly from Project1.
- The members of Project1 must be able to collaborate.

What should you include in the recommendation?

- A. a connector
- B. a tab
- C. a bot
- D. a meeting extension
- E. a message extension

Answer: B

Explanation:

Question: 368

You have a Teams deployment.

You start a meeting and enable the following settings:

- Enable Green room
- Provide CART Captions
- Enable end-to-end Encryption
- Anonymous users can join the meeting

What feature is no longer available during the meeting?

- A. Microsoft 365 Copilot in Teams meetings and events
- B. meeting chat
- C. Raise hand
- D. screen sharing

Answer: A

Explanation:

Question: 369

You have a Microsoft 365 subscription.

You plan to implement Teams.

You need to recommend a solution to assess the current environment and identify configurations that must be updated to support Teams meetings and online conferences.

What should you include in the recommendation?

- A. Network planner
- B. the Microsoft 365 Assessment tool
- C. Microsoft Office Deployment Tool (ODT)
- D. Teams advisor

Answer: A

Explanation:

Question: 370

You have a Microsoft 365 E5 subscription that includes Teams. The subscription contains a user named User1 that is an owner of a team named Team1. Team1 contains members that include guest user accounts.

You need to ensure that User1 provides a quarterly confirmation for all the guest users that have a legitimate business need for membership to Team1.

What should you do?

- A. From the Microsoft Entra admin center, configure the Access reviews settings.
- B. From the Microsoft Entra admin center, configure the External collaboration settings.
- C. From the Microsoft Teams admin center, configure the External access settings.
- D. From the Microsoft Teams admin center, configure the Guest access settings.

Answer: A

Explanation:

Question: 371

You have a Microsoft 365 E5 subscription that uses Teams.

A group named Group1 collaborates with users from a partner company named fabrikam.com.

You need to ensure that only the members of Group1 can create shared channels and invite users from fabrikam.com.

Which two actions should you perform? Each correct answer presents part of the solution.

NOTE: Each correct selection is worth one point.

- A. Configure Teams settings.
- B. From Outbound access settings, configure B2B direct connect for fabrikam.com.
- C. Configure an app setup policy in Teams.
- D. Configure a Teams policy.
- E. From Inbound access settings, configure B2B direct connect for fabrikam.com.

Answer: D, E

Explanation:

Question: 372

You have a Microsoft 365 E5 subscription.

You plan to use Teams.

You run the Microsoft 365 network connectivity test tool and generate a report.

You discover that the Microsoft Teams section of the report has a warning notification for media connectivity.

You suspect a firewall issue at the test location.

Which destination protocol and port range should you configure on the firewall?

- A. UDP ports 3478 through 3481
- B. UDP ports 50000 through 50019
- C. UDP ports 50020 through 50059
- D. TCP ports 3478 through 3481

Answer: D

Explanation:

Question: 373

You have a Microsoft 365 E5 subscription that uses Teams.

You have a team named Team1 that contains guest users.

You need to ensure that the members of Team1 are prevented from sharing sensitive information with the guest users during Teams private chats or in Teams channels.

Which type of policy should you configure?

- A. information barrier policy

- B. messaging policy
- C. sensitivity label policy
- D. data loss prevention (DLP) policy

Answer: D

Explanation:

Question: 374

You have a Teams deployment.

All users are assigned Microsoft 365 Copilot licenses.

You need to ensure that Teams meeting participants can access Copilot features during and after a meeting. Which setting should you enable first?

- A. Live captions
- B. Transcription
- C. Live streaming
- D. Require participant agreement for recording and transcription

Answer: B

Explanation:

Question: 375

You have a Teams deployment.

You need to customize the message that is displayed when a user requests access to a blocked app.

What should you do in the Microsoft Teams admin center?

- A. Create a policy package.
- B. Configure the Customize app store settings.
- C. From Teams settings, configure the Notifications and feeds settings.
- D. From Manage apps, configure the Org-wide app settings.
- E. Create an app setup policy.

Answer: D

Explanation:

Question: 376

You have a Microsoft 365 subscription that uses Microsoft Teams.

You need to prevent users from creating private channels.

What should you do?

- A. Create a messaging policy.
- B. Create a Teams policy.
- C. Modify the Teams settings.
- D. Create an app permission policy.

Answer: B

Explanation:

Question: 377

You have a Microsoft 365 E5 subscription and use Microsoft Teams.

You plan to support meetings that use breakout rooms.

You need to recommend a breakout room solution that meets the following requirements:

- Supports 500 participants
- Supports content sharing and chat

What should you include in the recommendation?

- A. meetings
- B. live events
- C. town halls
- D. webinars

Answer: A

Explanation:

Question: 378

You have a Teams deployment.

You change the display name and profile photo of a user named User1.

You need to ensure that the changes are displayed as soon as possible in the new Teams client for User1.

What should you do?

- A. Run the Microsoft Support and Recovery Assistant.
- B. Run the self-help diagnostics tool.
- C. Clear the Teams client cache.
- D. Clear the web browser cache.

Answer: C

Explanation:

Question: 379

You have a Microsoft 365 E5 subscription that includes Teams.

You need to recommend a solution to investigate actions that relate to the following Teams activities: • A new team is created.

- A new channel is added to a team.
- A team member changes their role membership.

The solution must ensure that you can specify a start date and end date of the activities.

What should you include in the recommendation?

- A. Teams advisor
- B. eDiscovery
- C. Microsoft Purview Audit
- D. Teams usage reports

Answer: C

Explanation:

Question: 380

You have a Microsoft 365 E5 subscription and use Microsoft Teams.

A user named User1 reports that Microsoft Teams Meeting Add-in for Microsoft Outlook is unavailable and cannot be installed.

You need to ensure that the add-in can be installed.

What should you do?

- A. Validate the Meeting policies settings.
- B. Clear the Teams client cache of User1.
- C. Validate the Teams policies settings.
- D. Instruct User1 to update to the most recent version of the Teams client.

Answer: D

Explanation:

Question: 381

You have a Microsoft 365 E5 subscription that uses Teams and contains three teams named Team1, Team2, and Team3.

You need to validate the owner of each team and identify the number of guest users that were added to each team.

What should you use in the Microsoft Teams admin center?

- A. Teams advisor
- B. Manage users
- C. Manage teams
- D. Usage reports

Answer: C

Explanation:

Question: 382

You have a Teams Phone deployment.

You discover that the Teams client cannot receive PSTN calls but can receive Teams calls.

You need to ensure that the Teams client can receive both PSTN and Teams calls.

What should you configure in the Teams client?

- A. Manage call group
- B. Manage delegates
- C. Redirect external phone calls
- D. Forward all calls

Answer: C

Explanation:

Question: 383

HOTSPOT

You have a Microsoft 365 subscription that uses Teams.

The subscription contains the users shown in the following table.

Name	Role
User1	Service Support Administrator
User2	User Administrator
User3	None

User3 owns a public team named Sales that contains two channels named Planning and Budgets.

You have the following custom blocked words list.

Project, Contoso, Group, Team

For each of the following statements, select Yes if True. Otherwise select No.

NOTE: Each correct selection is worth one point.

Answer Area Statements

Yes

No

User1 can create a team named Project A. User2 can create a team named Contoso.

In the Sales team, User3 can create a channel named Contoso.

Answer:

Explanation:

Answer Area

Statements	Yes	No
User1 can create a team named Project A.	<input type="radio"/>	<input checked="" type="radio"/>
User2 can create a team named Contoso.	<input checked="" type="radio"/>	<input type="radio"/>
In the Sales team, User3 can create a channel named Contoso.	<input type="radio"/>	<input checked="" type="radio"/>

Question: 384

HOTSPOT

Your company has two branch offices named Branch1 and Branch2. The company uses Teams.

You plan to deploy Teams to the branch offices. The solution must meet the following requirements:

- Users in Branch1 must use only audio and video for meetings.
- Users in Branch2 must be able to enable Together Mode for meetings.
- Network bandwidth costs must be minimized.

What is the minimum bandwidth required for each branch office? To answer, select the appropriate options in the answer area.

NOTE: Each correct selection is worth one point.

Answer Area

Branch1: 250 kilobit/s up/down
 110 kilobits up/down
 250 kilobit/s up/down
 1.000 kilobit/s up/down
 2.000 kilobit/s up/down
 4.000 kilobits/s up/down

Branch2: 110 kilobit/s up/down
 250 kilobit/s up/down
 1.000 kilobit/s up/down
 2.000 kilobits/s up/down
 4,000 kilobits/s up/down

Answer:

Explanation:

Answer Area

Branch1: 250 kilobit/s up/down

Question: 385

Your company uses Teams.

All users are assigned a Microsoft 365 E5 license.

You need to purchase an add-on license that will enable the users to apply a sensitivity label to control the end-to-end encryption of highly sensitive Teams meetings.

Which add-on license should you purchase?

- A. Microsoft Teams Premium
- B. Priva Privacy Risk Management
- C. Microsoft 365 E5 Compliance
- D. Microsoft 365 E5 Security
- E. Audio Conferencing

Answer: C

Explanation:

Question: 386

You have a Microsoft 365 subscription.

You have a virtual desktop infrastructure (VDI) that contains Azure virtual machines as session hosts.

You need to upgrade the session hosts to the new Teams client by running teamsbootstrapper.exe.

The solution must minimize the amount of bandwidth used during the installation of the client.

Which installer should you use?

- A. the MSIX package
- B. a standalone executable
- C. a PKG file
- D. Microsoft 365 apps

Answer: A

Explanation:

Question: 387

You have a Microsoft 365 subscription.

You plan to implement Teams.

You need to confirm the location of the Teams service workload for data at rest.

What should you configure in the Microsoft 365 admin center?

- A. the Organization profile tab in Org settings
- B. the Data sources tab in Search & intelligence
- C. the Security & privacy tab in Org settings
- D. the Overview tab in Service health

Answer: A

Explanation:

Question: 388

You have a Microsoft 365 E3 subscription.

You have a conference room that contains a Teams Rooms device named Device1. Device1 is assigned a Teams Rooms Basic license.

You need to ensure that you can restart Device1 from a remote location.

What should you do?

- A. Assign Device1 a Teams Rooms Pro license.
- B. Join Device 1 to Microsoft Entra.
- C. Enroll Device1 in Microsoft Intune.
- D. Assign Device1 a Microsoft 365 E5 license.

Answer: A

Explanation:

Question: 389

You have a Microsoft 365 E5 subscription that includes Teams.

When a user named User1 downloads and installs the new Teams desktop client on a Windows 10 device, the user receives the following error message:

"We've run into an issue."

You need to ensure that User1 can install the new Teams desktop client.

What should you do?

- A. Download and install the ASP.NET Core Runtime.
- B. Download and install the WebView2 Runtime.
- C. Start the Teams desktop client by using elevated permissions.
- D. Clear the cache of the Teams desktop client.

Answer: B

Explanation:

Question: 390

You have a Teams deployment. You deploy the new Teams client to users. The users report that a third-party Teams store app fails to load. You need to identify the cause of the issue. What should you do?

- A. Run sfc.exe as an administrator.
- B. Run the Microsoft 365 network connectivity test tool.
- C. Run the Teams client in a browser and open the developer tools.
- D. Enable Extended diagnostics data for the new Teams client.

Answer: D

Explanation:

Question: 391

You have a Microsoft 365 E5 subscription that uses Teams.

Your company requires that all inactive teams be deleted.

You need to identify teams that were inactive during the last 90 days.

What should you use?

- A. the Teams usage report
- B. access reviews
- C. Microsoft Adoption Score
- D. Teams advisor

Answer: A

Explanation:

Question: 392

HOTSPOT

You have a Microsoft 365 subscription that contains two users named User1 and User2.

You have a custom Teams app named App1.

You need to ensure that the users can perform the following tasks:

- User1 must be able to upload App1 to Teams and validate the functionality of App1 by using the Teams client.
- User2 must be able to deploy App1 to the organization.

What should you configure for each user? To answer, select the appropriate options in the answer area. NOTE: Each correct selection is worth one point.

Answer Area

User1:
App setup policies
Customize store
Org-wide app settings
Role assignments
Teams settings

User2:
App setup policies
Customize store
Org-wide app settings
Role assignments
Teams settings

Answer:

Explanation:

Answer Area

User1: [App setup policies](#)

User2: Role assignments

Question: 393

You have a Teams deployment.

You need to apply bandwidth restrictions for Teams users in the Buffalo office. The solution must meet the following requirements:

- The media bit rate must be a maximum of 1 Mbps.
- Users that travel between the offices must have access to high-quality video while in the New York office.

Which two features should you configure? Each correct answer presents part of the solution.

NOTE: Each correct selection is worth one point.

- A. a calling policy
- B. Network planner
- C. a Teams update policy
- D. a meeting policy
- E. a network roaming policy

Answer: DE

Explanation:

Question: 394

HOTSPOT

You have a Teams deployment. The deployment contains a Teams Rooms device that has an account named Meetingroom1. You need to configure Meetingroom1 to meet the following requirements:

- Meeting invites must be approved automatically if there are no conflicts.
- Forwarded external meetings must be allowed.

How should you complete the PowerShell command? To answer, select the appropriate options in the answer area.

NOTE: Each correct selection is worth one point.

Answer Area

Set-CalendarNotification

Set-TeamsProtectionPolicy

Set-TeamsProtectionPolicyRule

-Identity "Heetingrooeil

AutoAccept
AutoAccept
None

-ProcessExternalMeetingMessages True

AllBookInPolicy True

AllRequestInPolicy True

ProcessExternalMeetingMessages True

RemoveForwardedMeetingNotifications False

Answer

Explanation:

Answer Area

[Set-CalendarProcessing

AutomateProcessing AutoAccept

Identity "Heetingroonl"

ProcessExternalMeetingMessages True

Question: 395

You have a Teams deployment.

A user reports that the Teams client on their Windows device fails to update to the latest release automatically. What is the cause of the issue?

- A. The Teams upgrade settings are misconfigured.
- B. A Teams update policy is misconfigured.
- C. The Teams client is installed to a non-default location.
- D. A config.office.com policy is misconfigured.

Answer: B

Explanation:

Question: 396

You have a Teams deployment.

You have a custom app named App1 that is uploaded to Teams. You need to ensure that App1 is pinned to the app bar for all users. What should you configure in the Microsoft Teams admin center?

- A. Teams settings

- B. App setup policies
- C. Org-wide app settings
- D. Templates policies

Answer: C

Explanation:

Question: 397

You have a Teams deployment. A user cannot sign in to Teams.

You need to run self-help diagnostics to troubleshoot the issue.

Solution: From Connectivity Tests in Microsoft Remote Connectivity Analyzer, you select Microsoft Teams.

Does this meet the goal?

- A. Yes
- B. No

Answer: B

Explanation:

Question: 398

You have a Teams deployment. A user cannot sign in to Teams.

You need to run self-help diagnostics to troubleshoot the issue.

Solution: From the Microsoft 365 admin center, you select Service health.

Does this meet the goal?

- A. Yes
- B. No

Answer: B

Explanation:

Question: 399

You have a Teams deployment. A user cannot sign in to Teams.

You need to run self-help diagnostics to troubleshoot the issue.

Solution: From the Microsoft Teams admin center, you select Teams advisor.

Does this meet the goal?

A. Yes

B. No

Answer: B

Explanation: