Atmic Networks

CERTIFICATION EXAM SUPPORT

EXAM PREPARATION MATERIAL

Practice files designed to help you understand exam patterns, question styles and the overall assessment format.

IMPORTANT NOTE

> **Please note that these files may not be up to date. However, the questions will help you understand the exam format and typical question patterns.**

Stay connected with our support team
for the latest file updates and exam-related information.

www.atmicnetworks.com

Knowledge that moves beyond memorization.

www.atmicnetworks.com

Question: 1

A vPC Type-1 inconsistency between two vPC peers in a VXLAN EVPN setup is discovered. Which two actions need to be attempted to resolve the issue? (Choose two.)

A. Configure the NVE interfaces to be Up on both switches.

B. Set a different distributed gateway virtual MAC address.

C. Set a different secondary IP addresses on NVE source-interface.

D. Configure the same VNI to multicast group maping.

E. Set a different primary IP addresses on NVE source-interface.

Answer: AD

Explanation:

Question: 2

A mission-critical server is connected to site

A. Connectivity to this server is lost from site B because the MAC route is missing in the OTV VDC of

the Nexus 7000 in site B due to MAC aging. Which action allows the flooding of the unknown unicast MAC on the Nexus 7000 in the OTV VDC?

A. Use route-map to advertise this MAC statically and redistribute with ISIS.

B. Unknown unicast flooding is not allowed.

C. Use the otv flood mac <> command to selectively flood traffic for a given MAC.

D. Use the otv isis bfd <> command to configure BFD protocol.

Answer: C

Explanation:

Question: 3

Refer to the exhibit.

```
Switch-B# show vpc
vPC domain id: 34
Peer status : peer adjacency formed ok
vPC keep-alive status : peer is alive
Configuration consistency status : success
Per-vlan consistency status : success
Type-2 consistency status : success
vPC role : primary, operational secondary
Number of vPCs configured : 49
Peer Gateway : Enabled
Peer gateway excluded VLANs: -
Dual-active excluded VLANs : -
Graceful Consistency Check: Enabled
Auto-recovery status: Enabled (timeout = 240 seconds)
```

After a failover occurs, which two actions must be performed on Switch-B to manually preempt the operational primary role back to Switch-A? (Choose two.)

A. Configure the local vPC role priority to have a lower value than Switch-A.

B. Configure the local vPC role priority to have a higher value than Switch-A.

C. Disable and then re-enable the vPC peer-keepalive link.

D. Configure the local vPC role priority to have the same value as Switch-A.

E. Disable and then re-enable the vPC peer link.

Answer: B, E

Explanation:

Question: 4

Refer to the exhibit.

Debug messages from Router-A

```
OSPF: Rev DBD from 10.100.1.2 on GigabitEthernetO/1 seq 0x2124 opt 0x52 flag 0x2 len 1452 mtu 2000 state
      EXSTART
OSPF: Nbr 10.100.1.2 has larger interface MTU
SPF: Send DBD to 10.100.1.2 on GigabitEthernetO/i seq 0x9E6 opt 0x52 flag 0x7 len 32
OSPF: Retransmitting DBD to 10.100.1.2 on GigabitEthernetO/1 [10]
OSPF: Send DBD to 10.100.1.2 on GigabitEtherenetO/1 seq 0x9E6 opt 0x52 flag 0x7 len 32
OSPF Retransmitting DBD to 10.100.1.2 on GigabitEthernetO/1[11]
%OSPF-5-ADJCHG: Process 1, Nbr 10.100.1.2 on GigabitEthernetO/1 from EXSTART to
      DOWN, Neighbor Down: Too many retransmissions
```

Debug messages from Router-B

```
OSPF: Rev DBD from 10.100.100.1 on GigabitEthernetO/1 seq 0x89E opt 0x52 flag 0x7 len 32 mtu 1600 state
      EXCHANGE
OSPF: Nbr 10.100.100.1 has smaller inerface MTU
```

An OSPF adjacency between Router-A and Router-B cannot reach the FULL state. Which action resolves the issue?

A. Adjust the MTU on Router-A to 1600.

B. Disable the check of the MTU value.

C. Set the OSPF media type to point-to-point.

D. Adjust the MTU on Router-B to 1604.

Answer: B

Explanation:

Question: 5

The Cisco Nexus switch is connected to a peer switch that is not running Cisco NX-OS. The switches are connected using port channel and are experiencing packet loss. Which action should be performed on the Cisco Nexus switch ports to resolve this issue?

A. Turn on lacp suspend-individual.

B. Turn on lacp graceful-convergence.

C. Turn off lacp graceful-convergence.

D. Turn off lacp suspend-individual.

Answer: C

Explanation:

Question: 6

Refer to the exhibit.

```
interface Vlan26
  description VLAN_26_FINANCE
  no shutdown
  mtu 9000
  vrf member TENAT1
  no ip redirects
  ip address 10.26.1.2/24
  hsrp 26
     authentication md5 key-string C1sc012345
     preempt
     priority 101
     ip 10.26.1.1
```

The HSRP configuration in the exhibit fails to function. Which action resolves this issue?

A. Enable IP redirects.

B. Set the MTU to 1500 bytes.

C. Configure HSRP version 2.

D. Configure the same HSRP group on both devices.

Answer: C

Explanation:

Question: 7

Refer to the exhibit.

```
N9K-A                                N9K B
interface Vlan100                    interface Vlan100
ip address 10.10.100.194/26 ip address 10.10.100.195/26 ip router
eigrp 50                             ip router eigrp 50
ip passive-interface eigrp 50 ip passive-interface        eigrp 50
harp 100                             hsrp 100
authentication text paSSword authentication text paSSword preempt
                                     preempt
priority 150                         priority 120
timers msec 500 msec 1000            timers msec 300 msec     1500
ip 10.10.100.193                     ip 10.10.100.193
no shutdown                          no shutdown

N9K-A# sh hsrp brief
*:IPv6 group i:group belongs to a bundle P indicates configured to preempt.
Interface    Grp  Prio     P State Active    addr Standby     addr Group addr
Vlan100      100  150      P Active local           unknown  10.10.100.193 (conf)

N9K-B4 sh hsrp brief
*:IPv6 group ♦:group belongs to a bundle
                              P indicates configured to preempt.
Interface Grp Prio        P State Active addr Standby addr
Vlan100 100       120     P Active local          unknown 10.10.      Group addr 100.193
                                                                      (conf)
```

The HSRP instance on both switches is showing as active. Which action resolves the issue?

A. Configure the HSRP timers to be the same.

B. Allow VLAN 100 between the switches.

C. Configure the IP address of N9K-B on the same subnet as N9K-A.

D. Configure preempt on only one of the switches.

Answer: D

Explanation:

Question: 8

An engineer is troubleshooting a fabric discovery failure. Which two requirements must an engineer verify about switch connectivity to solve the problem? (Choose two.)

A. A Cisco APIC must be attached to a spine node only.

B. A Cisco APIC must be attached to leaf nodes.

C. Spine nodes must connect to other spine nodes.

D. A Cisco APIC must be dual-attached to two separate spine nodes.

E. Leaf nodes must connect to spine nodes only.

Answer: BE

Explanation:

Question: 9

Refer to the exhibit.

```
vrf context management
 ip name-server 4.2.2.2
 ip route 0.0.0.0/0 192.168.30.2

interface mgmt0
 ip address dhcp
 vrf member management

N9K-Core# ping google.com vrf management
PING google.com (216.58.209.238): 56 data bytes
64 bytes fron 216.58.209.238: icmp_seq=0 ttl=127 time=151.982 ms
64 bytes fron 216.58.209.238: icmp_seq=1 ttl=127 time=136.198 ms
64 bytes fron 216.58.209.238: icmp_seq=2 ttl=127 time=224.796 ms
64 bytes fron 216.58.209.238: icmp_seq=3 ttl=127 time=148.458 ms
64 bytes fron 216.58.209.238: icmp_seq=4 ttl=127 time=129.98 ms

- - - google.com ping statistics - - -
5 packets transmitted, 5 packets received, 0.00% packet loss
round-trip min/avg/max = 129.98/158.282/224.796 ms
```

A network engineer has connected the Nexus switch management port to the Internet using DHCP to allow the Guest shell running on the switch to download Python packages. The engineer can ping google.com successfully from the Nexus switch, but the Guest shell failed to download any Python packages. Which action resolves the problem?

A. Update the Python packages on the Cisco Nexus switch directly.

B. Manually configure DNS in the Guest shell, even if it is claimed on the Cisco Nexus switch through DHCP.

C. Manually configure NTP in the Guest shell.

D. Connect Guest shell to data plane interfaces to be able to connect to the networks outside the Cisco Nexus switch.

Answer: B

Explanation:

www.atmicnetworks.com

Question: 10

Refer to the exhibit.

```
switch1# show vpc brief
Legend:
(*) - local vPC is down, forwarding via vPC peer-link

vPC domain id : 500
Peer status : peer link is down
vPC keep-alive status : Suspened (Destination IP not reachable)
Configuration consistency status : success
vPC role : secondary, operational primary
Number of vPCs configured : 4
Peer Gateway : Disabled
Dual-active exluded VLANs : -

vPC Peer-link status

id Port Status Active vlans

1 Po500 down -

switch2# show vpc brief
Legend:
(*) - local vPC is down, forwarding via vPC peer-link

vPC domain id : 20
Peer status : peer link is down
vPC keep-alive status : Suspened (Destination IP not reachable)
Configuration consistency status : success
vPC role : secondary, operational primary
Number of vPCs configured : 4
Peer Gateway : Disabled
Dual-active exluded VLANs : -

vPC Peer-link status

id Port Status Active vlans

1 Po500 down
```

vPC between switch1 and switch2 is not working. Which two actions are needed to fix the problem? (Choose two.)

A. Match vPC domain ID between the two devices.

B. Configure IP address on the interface.

C. Activate VLANs on the vPC.

D. Configure vPC peer link and vPC peer keepalive correctly.

E. Configure one of the switches as primary for the vPC.

Answer: AC

Explanation:

Question: 11

Refer to the exhibit.

```
Swl(config) # sh ip mroute
IP Multicast Routing Table for VRF "default"

(*, 239.0.23.89/32), uptime: 6w2d, ip pim nve
     Incoming interface: Ethernet2/2, RPF nbr: 192.168.21.1
     Outgoing interface list: (count: 1) nvel, uptime: 2d01h, nve


(9.9.3.12/32, 239.0.23.89/32),uptime: 6w2d, mrib ip pim nve
     Incoming interface: loopbackl, RPF nbr: 9.9.3.12
     Outgoing interface list: (count: 1) Ethernet2/2, uptime: 18:58:44,
          pim

Sw2# sh ip mroute
IP Multicast Routing Table for VRF "default"

(*, 239.0.23.89/32), uptime: 24w3d, ip pim nve
     Incoming interface: Ethernet2/2, RPF nbr: 192.168.22.1
     Outgoing interface list: (count: 1) nvel, uptime: 19wld, nve
(9.9.3.12/32, 239.0.23.89/32).uptime: 24w3d, mrib ip pim nve
     Incoming interface: loopbackl, RPF nbr: 9.9.3.12
     Outgoing interface list: (count: 0)
```

Sw1 and Sw2 are two Cisco Nexus 9000 Series Switches that run Cisco NX-OS. They are VTEPs in the same vPC domain. Which statement describes what happens in this scenario?

A. Sw1 drops all traffic because there is no (S, G) OIF list to encapsulate VXLAN multicast packets and send them out to the underlay network through the uplink interfaces.

B. Sw1 performs the VxLAN multicast encapsulation and decapsulation for all traffic associated with the VxLAN VNIs.

C. Sw1 and switch 2 perform the VxLAN multicast encapsulation and decapsulation for all traffic associated with the VxLAN VNIs, depending on the hashing.

D. Sw2 did not send an IP PIM register to the rendezvous point for the multicast group of the VXLAN VNI.

Answer: C

Explanation:

Question: 12

A customer configures HSRP between two data centers that are interconnected with OTV. The configuration succeeds, but traffic between two ESXi virtual hosts on the same site is routed suboptimally through the OTV overlay. Which two actions optimize the traffic? (Choose two.)

A. Disable first-hop redundancy.

B. Filter HSRP traffic by using a Layer 3 VACL on the OTV edge devices.

C. Filter HSRP by using a Layer 2 MAC-list on the ESXi vSwitch.

D. Filter HSRP traffic by using a Layer 3 VACL on the ESXi vSwitch.

E. Filter HSRP by using a Layer 2 MAC-list on the OTV edge devices.

Answer: AB

Explanation:

Question: 13

An engineer removes a VMM domain from an endpoint group called EPG-1, but the distributed port group fails to be deleted. Which action must be taken to resolve the issue?

A. Remove the port group manually.

B. Migrate all virtual machines in the EPG-1 to different hypervisors.

C. Remove the remaining EPGs from the VMM domain.

D. Migrate all virtual machines in the EPG-1 to different port groups.

Answer: D

Explanation:

Question: 14

Refer to the exhibit.

```
Nexus7K-1# show configuration interface vlanSO interface Vlan50
        no shutdown
        ip address 10.35.164.2/25
        hsrp version 2
        hsrp 50
            preempt priority 150 ip 10.35.164.1
```

```
Nexus7K-2# show configuration interface vlanSO interface Vlan50 no shutdown ip address 10.35.164.3/25 hsrp 50 preempt priority 50 ip 10.35.164.1
```

HSRP adjacency fails to form between Nexus7K-1 and Nexus7K-2. Which action should be taken to solve the problem?

A. Configure preempt on one of the switches in the HSRP group.

B. Configure the same HSRP priority between the two switches.

C. Configure the correct subnet mask on Nexus7K-1.

D. Configure HSRP version 2 on Nexus7K-2.

Answer: D

Explanation:

Question: 15

An engineer is troubleshooting a packet flow from an access leaf to spine. Which EVPN routes are expected on this connection?

A. EVPN Type 1-5

B. EVPN Type 0,9,15

C. EVPN Type 9-15

D. EVPN Type 0,16

Answer: A

Explanation:

Question: 16

Refer to the exhibit.

```
switch# show interface fcl/5
fcl/5 is down (NPV upstream port not available)
Hardware is Fibre Channel, SFP is short wave laser w/o OFC (SN) Port WWN is
20:47:00:0d:ac:a4:3b:83
Admin port mode is F, turnk mode is off snmp link state traps are enabled
Port vsan is 100 Receive data field Size is 2112
```

Interface fc1/5 is offline. Which action should be taken to troubleshoot the issue?

A. Activate the correct zoneset for VSAN 100.

B. Update the FLOGI database to contain the FLOGI entries for interface fc1/5 in VSAN 100.

C. Update the FCNs database to contain names for VSAN 100.

D. Configure the upstream ports and the server ports to be in VSAN 100.

Answer: D

Explanation:

Question: 17

DRAG DROP

An engineer is troubleshooting issues in Cisco UCS Director. Drag and drop the possible causes from the left onto the correct issues on the right.

Network connectivity is lost between the Cisco UCS Director Bare Metal Agent and the Windows server.

Power fails on the server that runs Cisco UCS Director.

The Cisco UCS Director appliance and the Cisco UCS Director Bare Metal Agent have a discrepancy in the system time.

The PXE boot tasks fail after a successful deployment of a server running Windows Server.

TheVM has VNC enabled.

A Cisco UCS Director appliance fails to display new images added to the Cisco UCS Director Bare Metal Agent.

www.atmicnetworks.com

Answer:

Explanation:

www.atmicnetworks.com

Power fails on the server that runs Cisco UCS Director.

The VM has VNC enabled.

Network connectivity is lost between the Cisco UCS Director Bare Metal Agent and the Windows server.

The Cisco UCS Director appliance and the Cisco UCS Director Bare Metal Agent have a discrepancy in the system time.

Question: 18

Refer to the exhibit.

Nexus# show install all impact system bootflash:///n5000-uk9.7.1.4.N1.1.bin

<„.>
Extracting "bios" version from image bootflash:/nS000-uk9.7.1.4-Nl.l.bin.
[(HHHUMHHHIHt] 100% — SUCCESS

Extracting "fexth" version from image bootflash:/n5000-uk9.7.1.4.N1.1.bin.
[ffHHHHtHHfHM] 100% — SUCCESS

Recommended action::
"Module 1 3 might not be supported in the new image, it should be powered off before proceeding with install".

Performing module support checks.
[####♦###############] 100% — SUCCESS

Compatibility check is done:
Module bootable Impact Install-type Reason

1 no disruptive reset ISSD is not supported and switch will reset with ascii configuration
3 no n/a n/a Incompatible image
105 yes disruptive reset ISSD is not supported and switch will reset with ascii configuration

Nexus# show module
Mod Ports Module-Type Model Status

1 32 02 32X10GE/Modular Universal Platfo N5K-C5548UP-SUP active *
3 0 02 Daughter Card with 13 ASIC N55-D16013-V2 ok

Mod Sw Hw World-Wide-Name(s) (WWN)

1 7.3(4) Nl(l) 1.0 - -
3 7.3(4) Nl(l) 1.0 - -

Nexus# show fex
FEX FEX FEX FEX Fex
Number Description State Model Serial

105 FEX0105 Online N2K-C2248TP-1GE FOX1938GPUY
Nexus# sh incompatibility-all system bootflash:///n5000-uk9.7.1.4.N1.1.bin

The following configurations on active are incompatible with the system image

1) Service : nxapi, Capability : CAP_FEATURE_NXAPI Description : NX-API is enabled. Capability requirement : STRICT
Enable/Disable command : Disable NX-API with the command: "no feature nxapi"

A switch is being downgraded to an earlier release because of a problem with the current release. After the switch is downgraded, it can no longer forward traffic. Which action resolves the issue?

A. Enable ISSD after the downgrade is complete.

B. Roll back to the original image.

C. Reload the switch.

D. Shut and no shut the interfaces to the FEX.

Answer: A

Explanation:

Question: 19

Refer to the exhibit.

Cisco VIC iSCSI, Boot Driver Version 2.0 (lw) (C) 2010 Cisco Systems, Inc.
Initialize error 1

An engineer is configuring boot from iSCSI on a Cisco UCS B-Series Blade Server, but the LUN fails to mount.

Which action resolves the issue?

A. Statically configure the target information in the Boot Policy.

B. Configure an MTU size of 9000 on the appliance port.

C. Configure a QoS policy on the vNIC.

D. Set a connection timeout value of 250 in the iSCSI Adapter Policy.

Answer: A

Explanation:

Question: 20

Refer to the exhibit.

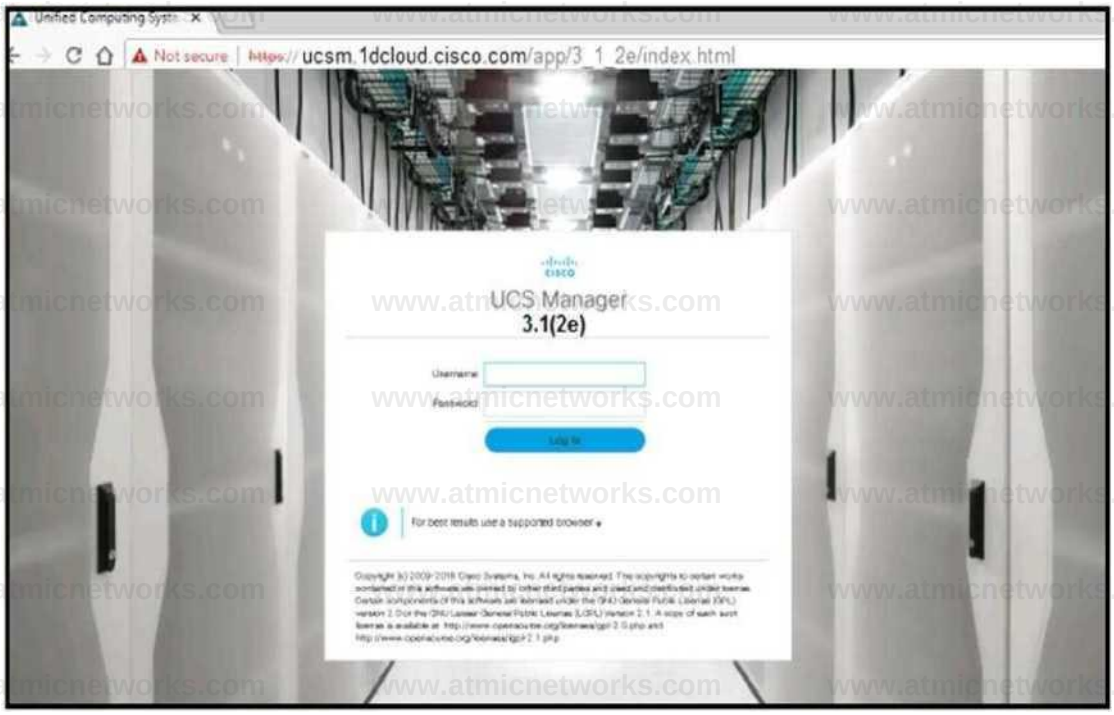

A web browser displays a "not secure" warning message when accessing the web interface of Cisco UCS Manager. Which action resolves the issue?

A. Load third-party certificate to UCS Manager.

B. Use the correct TCP port for HTTPS.

C. Use a supported web browser.

D. Use a supported version of UCS Manager.

Answer: A

Explanation:

Question: 21

An attempt to use a global vNIC redundancy template pair results in a service profile that fails to apply. Which action resolves the issues?

A. Create the peer names before creating the templates.

B. Assign the secondary template first, and then set the peer name.

C. Assign both templates simultaneously.

D. Assign the primary template first, and then set the peer name.

Answer: D

Explanation:

Question: 22

An engineer attempts to register Cisco UCS Manager to Cisco UCS Central, but the registration fails. The engineer can ping Cisco UCS Central from UCS Manager. Which two actions must the engineer attempt to resolve the problem? (Choose two.)

A. Synchronize the date and time to NTP for Cisco UCS Central and the Cisco UCS domains.

B. Apply the UCS Central license to UCS Central.

C. Place Cisco UCS Manager on the same subnet as Cisco UCS Central.

D. Allow port 443 between Cisco UCS Manager and Cisco UCS Central.

E. Allow port 9443 between Cisco UCS Manager and Cisco UCS Central.

Answer: AD

Explanation:

Question: 23

You have an ACI environment with three APICs, two spine switches, and four-leaf switches. You wipe and reboot all APICs first then leaf and spine switches one-by-one and successfully go through the Initial Setuo dialogue on the APIC 1 CIMC KVM console. When you log in to the APIC1 WebGUI, you notice that you do not see any directly connected leaf switches being discovered under Fabric > Inventory > Fabric Membership. What is the cause of the issue?

A. The leaf nodes were not erased properly, which caused a fabric parameters mismatch with the APIC1.

B. Rebooting the APICs and the leaf and spine switches after wiping them is not required.

C. You forgot to enter the TEP Pool value during the Initial Setup dialogue on APIC1.

D. The same Fabric Name value should be used before after wiping all devices.

Answer: C

Explanation:

www.atmicnetworks.com

Question: 24

DRAG DROP

Drag and drop the Cisco UCS SNMP fault types from the left onto the correct issues on the right.

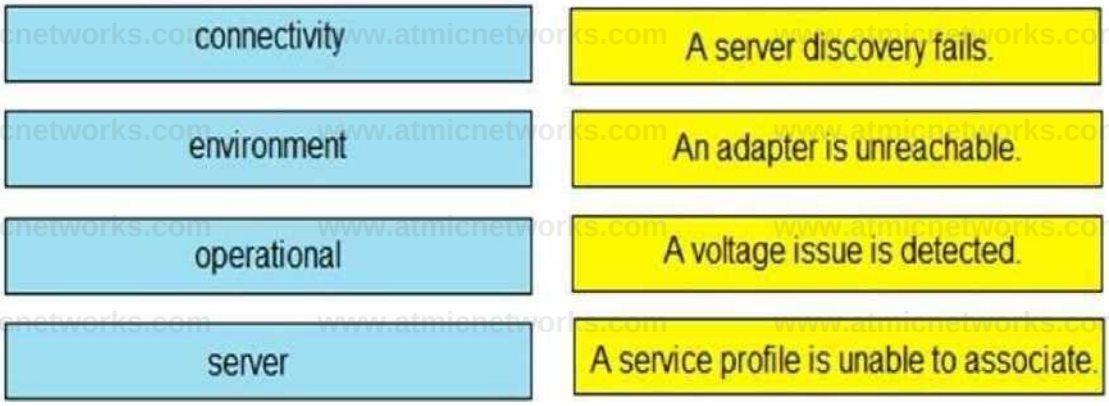

Answer:

Explanation:

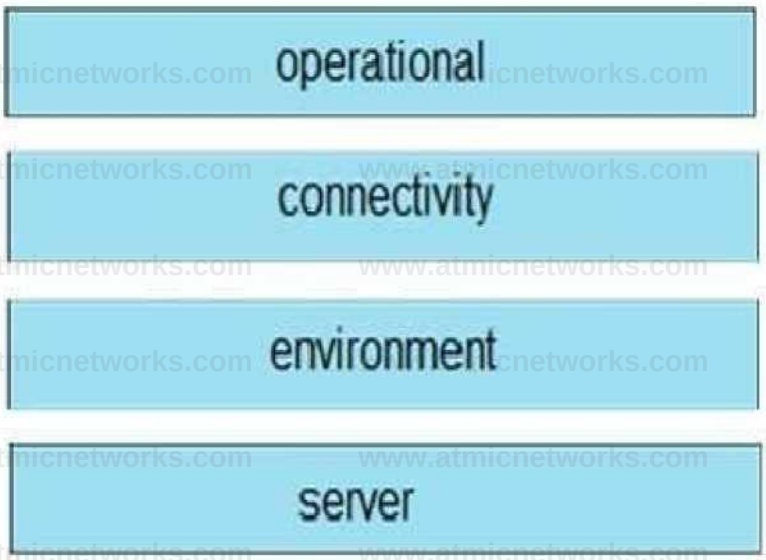

Question: 25

An engineer must replace a failed memory on a Cisco UCS B-Series Blade Server. After the replacement was done, the server has a “resolve slot” warning. Which server maintenance action resolves the issue?

A. Perform diagnostic interrupt on the server.

B. Re-acknowlegement the server.

C. Reset the server.

D. Decomission the server.

Answer: B

Explanation:

Question: 26

Cisco Unified Computing System Manager raises a critical error message that indicates that the system has overlapping Ethernet and FCoE VLANs. All of the Ethernet traffic on the overlapping VLANs drops. Which action resolves the issue?

A. Modify the VLAN assignment to vNICs.

B. Change the PIN groups on the vHBAs.

C. Modify the FCoE VLAN.

D. Set the FCoE VLAN as the native VLAN on server uplinks.

Answer: C

Explanation:

Question: 27

DRAG DROP

Drag and drop the actions from the left onto the faults that they resolve on the right. Not all options are used.

Add a block of WWNs.	fltComputePoolEmpty
Add a block of suffixes.	fltFcpoolInitiatorsEmpty
Reacknowledge the server.	fltpoolPoolEmpty
Add a block of Layer 2 addresses.	fltMacpoolPoolEmpty
Add a block of Layer 3 addresses.	fltUuidpoolPoolEmpty
Add a block of ext-mgmt addresses.	

Answer:

Explanation:

Reacknowledge the server.

Add a block of WWNs.

Add a block of Layer 3 addresses.

Add a block of Layer 2 addresses.

Add a block of suffixes.

Question: 28

Refer to the exhibit.

```
leaf1# show interface ethernet 1/11 Ethernetl/11 is up (out-of-service) admin state is up,
Dedicated Interface
    Hardware: 1000/10000 Ethernet, address: e4aa/5d94.a2bS (bia e4aa.Sd94.a2bS) MTU 9000
    bytes, BW 10000000 Kbit, DLY 1 usee reliability 255/255, txload 1/255, rxload 1/255
    Encapsulation ARPA, medium is broadcast Port mode is trunk full-duplex, 10 Gb/s, media
    type is 10G FEC (forward-error-correction) : disable-fec Beacon is turned off Auto-
    Negotiation is turned on Input flow-control is off, output flow-control is off Auto-
    mdix is turned off Rate mode is dedicated Switchport monitor is off EtherType is 0x8100
    EEE (efficient-ethernet) : n/a Last link flapped 4d06h Last clearing of "show
    interface" counters never 1 interface resets 30 seconds input rate 0 bits/sec, 0
    packets/sec 30 seconds output rate 0 bits/sec, 0 packets/sec
```

An engineer is performing a health check on ACI. Which statement about interface Ethernet 1/11 is true?

A. The interface is working correctly and fully operational, but it is not in use.

B. The interface policy is misconfigured.

C. “out-of-service” is the default interface status in ACI.

D. “out-of-service” indicates that no service graph is in use for this interface.

Answer: B

Explanation:

Question: 29

A user reports that they cannot reach from a UCS server to an FC Storage array. Which command is used to test communication between an FCF and a target?

A. fcroute

B. traceroute

C. fcping

D. ping

Answer: C

Explanation:

Question: 30

An engineer is implementing a storage VDC, but fails. Which two prerequisites must be in place before a storage VDC is implemented? (Choose two.)

A. M-Series module

B. ESSENTIALS license

C. STORAGE-ENT license

D. FCoE license

E. F-Series module

Answer: DE

Explanation:

www.atmicnetworks.com

Question: 31

Refer to the exhibit.

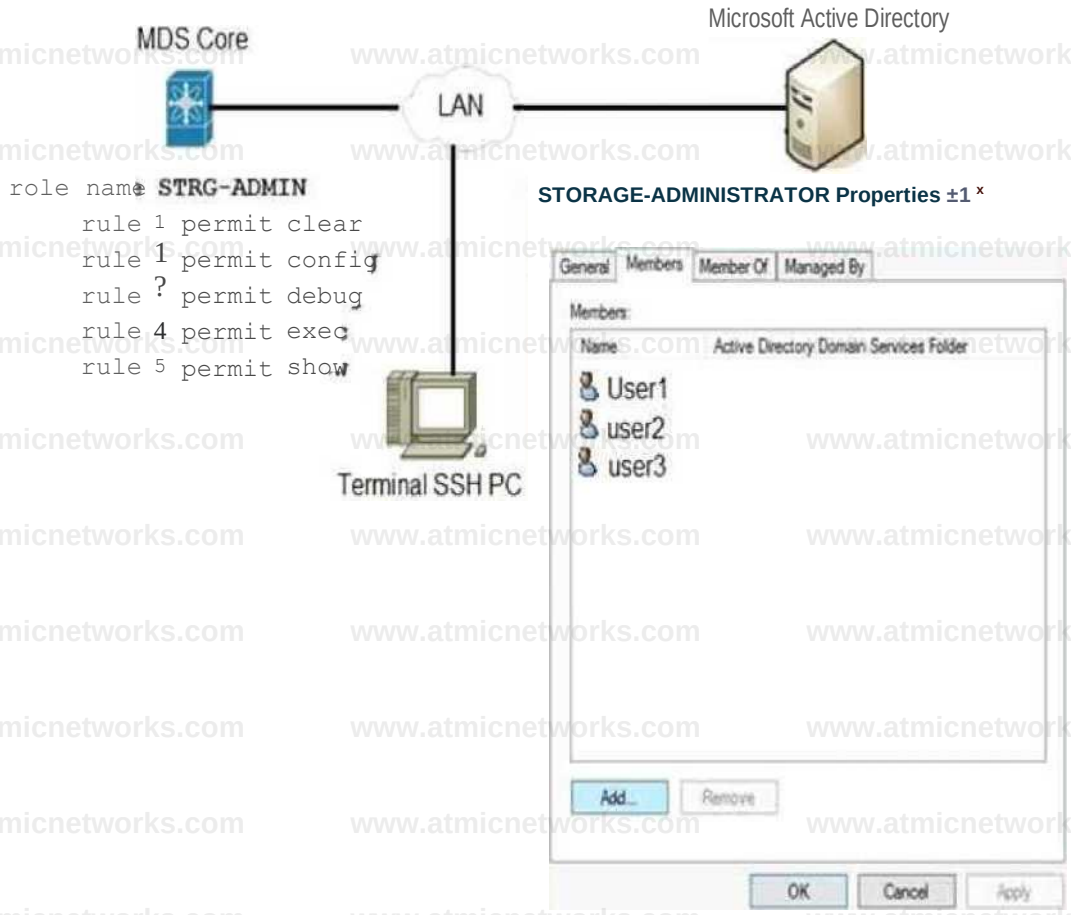

An engineer is troubleshooting why user1, user2, and user3 from group STORAGE- ADMINISTRATOR in Microsoft Active Directory cannot log in to the Cisco MDS SSH CLI. Which action resolves the issue?

A. Configure the role name to match the group name on Microsoft Active Directory.

B. Include specific users into MDS role configuration.

C. Configure SSH logins on Cisco MDS switch.

D. Integrate Cisco MDS with Microsoft Active Directory.

Answer: A

Explanation:

Question: 32

Refer to the exhibit.

```
vlan 100
fcoe vsan 200
interface ethernet 1/1 switchport
     switchport access vlan 100
     spanning-tree port type edge
     mtu 9216 no shutdown
```

An attempt to bind the Ethernet interface to vFC fails. Which action resolves the issue?

A. Add the FCoE VLAN to the allowed VLAN list.

B. Configure the FCoE VLAN that corresponds to the vFC VSAN as a private VLAN.

C. Configure the interface as a trunk port.

D. Configure the interface to use the native VLAN of the trunk port.

Answer: C

Explanation:

Question: 33

Refer to the exhibit.

```
Test-5548-A# sh int fc2/10
fc2/10 is down (Initializing)
Hardware is Fibre Channel, SFP is short wave laser w/o OFC (SN)
Por WWN is 20:42:00:0d:fc:a5:3b:81
Admin port mode is NP, trunk mode is on
```

A new Cisco Nexus 5548 Switch connects to a network. SAN switching is configured on the switch. The switch fc2/10 NP uplink is shown in the exhibit. Which action ensures that fc2/10 is in an up state?

A. Replace the SFP port module in fc2/10.

B. Configure the admin port type E on the upstream switch that connects the port.

C. Enable NPIV on the upstream switch that connects the port.

D. Configure the BB_credit buffers on the upstream switch that connects the port.

Answer: C

Explanation:

Question: 34

Refer to the exhibit.

```
ACME-5K-A(config-vsan-db) # sh int fc2/16

fc2/16 is down (Inactive)
        Port description is UplinkTo MDS-A 1/6
        Hardware is Fibre Channel, SFP is short wave laser
w/o     OFC (SN)
        Port WWN is 20:50:00:2a:6a:98:bc:80 Admin port mode is E, trunk mode is
        auto snmp link state trails are enabled Port vsan is 1 Receive data field Size is
        2112 Beacon is turned off
```

The connection between a Cisco Nexus 5548UP switch and a Cisco MDS switch fails to initialize. What is the cause of the issue?

A. VSAN 1 is suspended.

B. The SFP is unsupported.

C. Trunk mode must be activated.

D. The interface is in an incorrect mode.

Answer: A

Explanation:

Question: 35

A server fails to boot from the operating system after a RAID1 cluster migration. The RAID remains in an inactive state during and after a service profile association. Which action resolves the issue?

A. Configure the SAN boot target in the service profile.

B. Configure the SAN boot target to any configuration mode.

C. Use a predefined local disk configuration policy.

D. Remove the local disk configuration policy.

Answer: C

Explanation:

Question: 36

Refer to the exhibit.

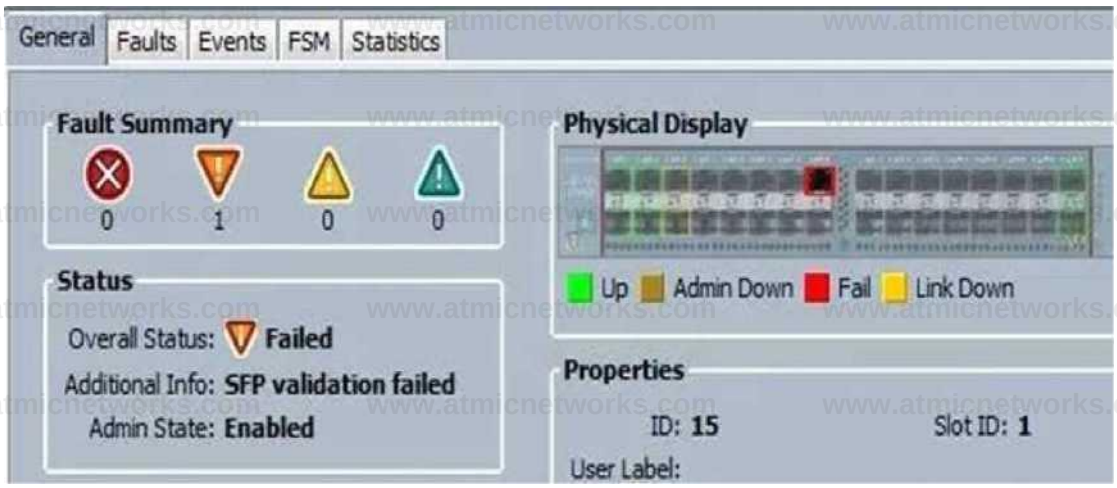

When an engineer inserts 8-Gb FC SFP port 15 on a Cisco UCS Fabric Interconnect, the port fails.

What is a possible cause of the issue?

A. Port 15 is configured as an Ethernet port.

B. Port 15 is configured for 4-Gb FC.

C. Port 15 is missing a license.

D. The polarity of the fiber cable is reversed.

Answer: A

Explanation:

Question: 37

An engineer discovers that an NPV/NPIV uplink experiences a heavy load and plans to add more uplinks. Which statement about what occurs when the new uplinks are added is true?

A. Only new connections use the new uplinks automatically.

B. Paths must be defined before new connections can use the new uplinks.

C. All connections must be reset before the new uplinks can be used.

D. New and existing connections use the new uplinks automatically.

Answer: D

Explanation:

Question: 38

An engineer is troubleshooting a failed DCBX exchange between a server and a Cisco Nexus switch. Which action allows DCBX to successfully negotiate?

A. Enable ETS

B. Enable PFC.

C. Enable Cisco Discovery Protocol.

D. Enable LLDP.

Answer: D

Explanation:

Question: 39

Refer to the exhibit.

```
FC0001# show zone active
zone name hbal_VN0001 vsan 3201
  fcid 0x970209 [pwwn 50:ab:0b:00:00:c2:8f:de]
* fcid 0x970102 [pwwn 20:ba:00:aO:98:3b:6f:d8]

zone name hbal_VN0002 vsan 3201
* fcid 0x970200 [pwwn 50:ab:0b:00:00:c2:8a:67]
  fcid 0x9700c2 [pwwn 20:ba:00:aO:98:3b:61:99]
```

The initiator that has FC ID 0x970102 fails to communicate with the target that has FC ID 0x970200. What action resolves the issue?

A. Reconfigure the initiator and the target to be in the same zones.

B. Reactivate the zoneset.

C. Reset the port for FC ID 0x970102 and FC ID 0x970200 to log in to the fabric.

D. Reset the port for FC ID 0x970209 and FC ID 0x9700c2 to log in to the fabric.

Answer: A

Explanation:

Question: 40

One of Cisco Nexus Series interfaces has become errdisabled with the error message "DCX-No ACK in 100 PDUs". What is the cause of this error?

A. The host has not responded to the Control Sub-TLV DCBX exchanges of the switch.

B. The acknowledgement number in the server response has not incremented for 100 exchanges.

C. Cisco Discovery Protocol is disabled on the switch.

D. LLDP is disabled on the switch.

Answer: A

Explanation:

Question: 41

A Fibre Channel interface on a Cisco Nexus 5000 Series Switch receives bit errors, and the switch disables the interface. A temporary workaround must be implemented before the root cause is identified. Which action does an engineer take to prevent this issue from reoccurring?

A. Verify that the SFPs are supported.

B. Change the SFP to operate at 4 Gbps instead of 2 Gbps.

C. Run the shutdown and then no shutdown command on the interface.

D. Run the switchport ignore bit-errors command on the interface.

Answer: D

Explanation:

Question: 42

A fabric interconnect fails to start and the console displays the loader prompt. Which two actions resolve the issue? (Choose two.)

A. Load an uncorrupt bootloader image.

B. Load an uncorrupt kickstart image.

C. Reconnect L1/L2 cables between the Fis.

D. Reformat the fabric interconnect.

E. Load the correct version of the boot image.

Answer: BE

Explanation:

Question: 43

Refer to the exhibit.

```
event manager applet config_monitor
event cli match "conf t"
action 1.0 snmp-trap strdata "User has entered into configuration mode"
```

The EEM script fails to send an SNMP trap when a user attempts to enter configuration mode. Which configuration is missing from the script?

A. event statement

B. event-default action statement

C. policy-default action statement

D. IP address of the SNMP server

Answer: B

Explanation:

Question: 44

Refer to the exhibit.

```
serverteam Cleartext-Password := "<password>"
Cisco-avpair = "shell:domains = user/admin/,common//read- all (16000)"
```

An engineer is investigating a role mapping issue on a switch. The users report that they cannot view the IP addresses under the tenant “corp”. Which action resolves the issue?

A. Add the users to the RADIUS server.

B. Update the UNIX ID.

C. Configure the correct secret password between the APIC and the RADIUS server.

D. Add the updated avpair to include/corp/admin/

Answer: D

Explanation:

Question: 45

Refer to the exhibit.

```
switch#show run
--output removed for brevity—
event manager applet conf-change
  event cli match "conf t"
  action 1.0 syslog msg Configuration change
switch#
switch# conf t
%Command blocked by event manager policy
switch#
```

A network engineer configures an EEM script to get a syslog notification after a configuration change. This message appears when the engineer must make a new configuration to this switch. Which configuration did the engineer neglect to apply in the script for it to function properly?

A. event cli match 'configure terminal'

B. event policy-default count 1 time 100

C. event syslog occurs 10

D. action 2.0 event-default

Answer: D

Explanation:

Question: 46

Refer to the exhibit.

```
event manager applet looback_online override -BootupPortLoopback
     action 1 syslog priority notifications msg "Switch Online"
     action  2 policy-default
```

The EEM script overrides all events in the system policy. What should be added to the script to resolve the issue?

A. event statement

B. environment variable

C. event-default action statement

D. configure terminal action

Answer: A

Explanation:

Question: 47

DRAG DROP

Drag and drop the commands from the left onto the correct categories on the right.

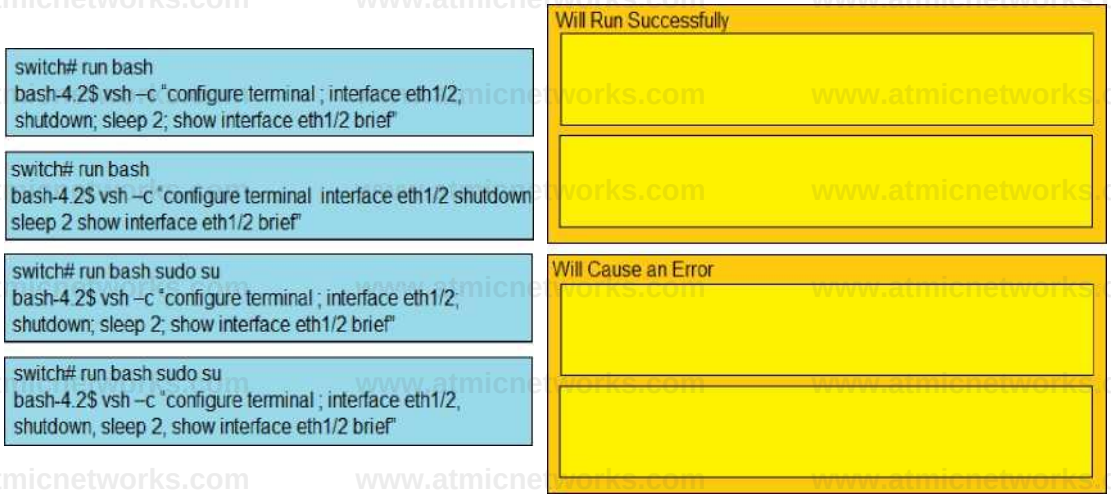

Answer:

Explanation:

Will Run Successfully

```
switch# run bash
bash-4.2$ vsh –c "configure terminal ; interface eth1/2;
shutdown; sleep 2; show interface eth1/2 brief"
```

```
switch# run bash sudo su
bash-4.2$ vsh –c "configure terminal ; interface eth1/2;
shutdown; sleep 2; show interface eth1/2 brief"
```

Will Cause an Error

```
switch# run bash
bash-4.2$ vsh –c "configure terminal  interface eth1/2 shutdown
sleep 2 show interface eth1/2 brief"
```

```
switch# run bash sudo su
bash-4.2$ vsh –c "configure terminal ; interface eth1/2,
shutdown, sleep 2, show interface eth1/2 brief"
```

Question: 48

An upgrade of protected RPMs from the Bash shell did not take effect. Which action is required for the changes to take effect?

A. Restart the Bash shell.

B. Reload the switch.

C. Upgrade the RPMs from the Guest shell.

D. Disable and reenable the Bash feature.

Answer: B

Explanation:

Question: 49

Refer to the exhibit.

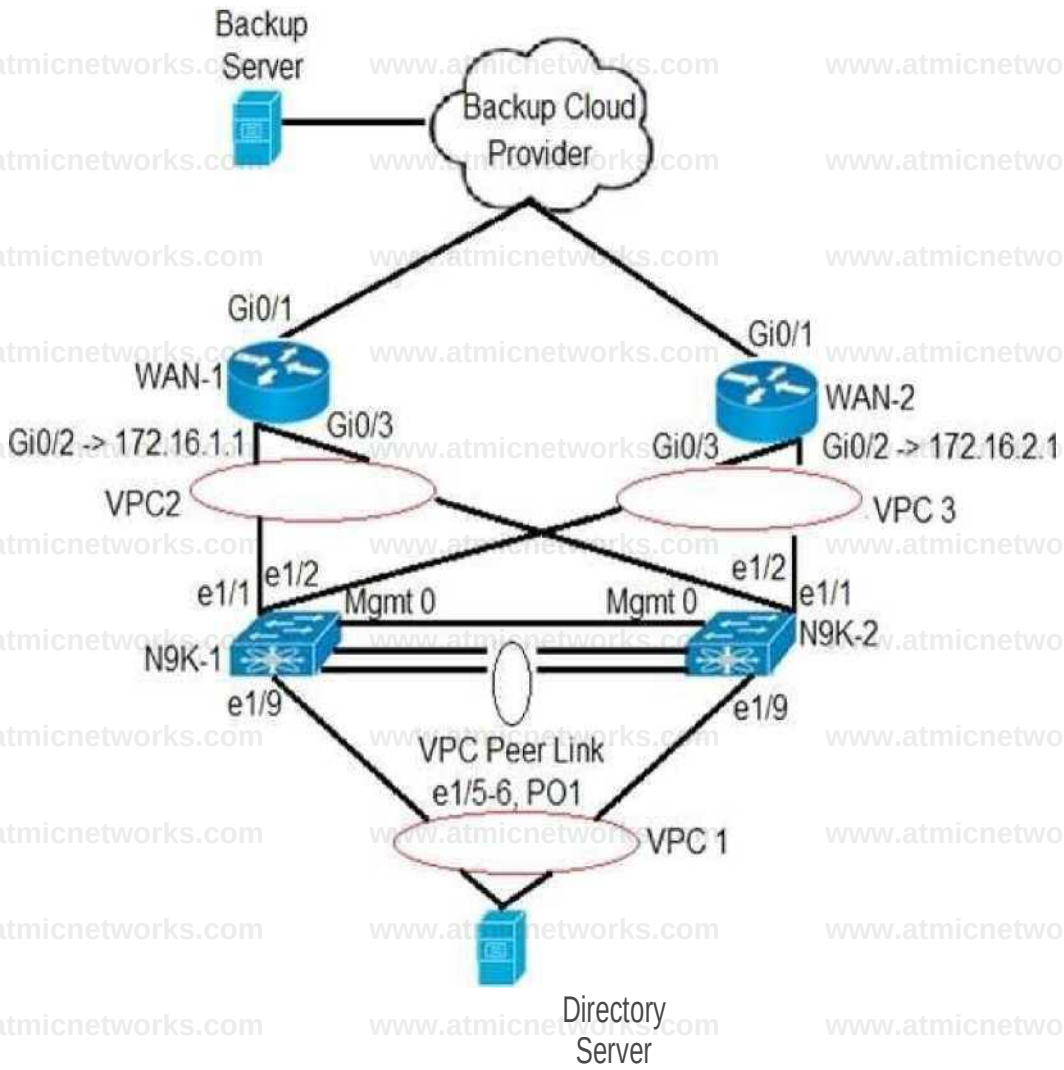

ip route 0.0.0.0/0 172.16.1.1 event manager applet Backup event timer cron cron-entry "0 1 * * *" action 1.0 cli configure terminal action 2.0 cli ip route 0.0.0.0/0 172.16.2.1 event manager applet No-Backup

event timer cron cron-entry "04***"

action 1.0 cli configure terminal

action 2.0 cli no ip route 0.0.0.0/0 172.16.2.1

action 3.0 cli ip route 0.0.0.0/0 172.16.1.1

Partial configuration from N9K-1 and N9K-2 is included. The client has two WANs connected.

WAN-1 is for normal business-day activities.

WAN-2 is for server backups during nonworking hours of 1:00 a.m. to 5:00 a.m. daily.

The client says that at the scheduled time for backup, the data center server failed to use the WAN-2 link to back up the servers to the cloud backup system. What is the solution to this problem?

A. The event timer must be written in epoch time format.

B. The Cisco Nexus switch must be configured with one applet because a configuration with two applets will fail.

C. The Cron entry must be configured without double quotes.

D. The applet called “Backup” must include an action to remove the current static route.

Answer: D

Explanation:

Question: 50

A network administrator attempts to install an application in the Cisco NX-OS Guest shell and receives an error that there is not enough space on the disk. Which command must the administrator run to increase the disk space available in the Guest shell?

A. guestshell growdisk rootfs [size-in-MB]

B. guestshell pvextend rootfs [size-in-MB]

C. guestshell resize rootfs [size-in-MB]

D. guestshell resize2fs rootfs [size-in-MB]

Answer: C

Explanation:

www.atmicnetworks.com

Question: 51

Refer to the exhibit.

```
switch# guestshell resize cpu 4
Note: System CPU share will be resized on Guest shell enable
```

After the configuration is performed, guestshell continues to use 2%CPU. Which action resolves the issue?

A. Resync the database

B. Recreate the guestshell

C. Reboot the guestshell

D. Reboot the switch

Answer: C

Explanation:

Question: 52

An engineer is troubleshooting a custom AV pair that was created by a client on an external authentication server to map a read-only role for a specific security domain. Which AV pair solves the problem?

A. shell:domains=Security_Domain_1//Read_Role_1|Read_Role_2

B. shell:domains=Security_Domain_1/Write_Role_1|Read_Role_2

C. shell=Security_Domain_1/Read_Role_1|Read_Role_2

D. shell:domains=Security_Domain_1/Read_Role_1|Read_Role_2

Answer: D

Explanation:

Question: 53

A request to activate the port security database is rejected. Which action do you perform to investigate the cause of the issue?

A. Enable the auto-learning feature.

B. Use the force option to identify rejected devices.

C. Find conflicting entries between the active and configuration databases.

D. Verify that devices are fully attached to the active database.

Answer: B

Explanation:

Question: 54

Your client reports that many flaps and server cluster disconnects occur in their data center. While troubleshooting the issue, you discover a network attack hitting their Cisco Nexus 7000 Series Switches and determine that the source IP addresses are spoofed. Which first-line security solution resolves this issue?

A. Dynamic ARP Inspection

B. Unicast RPF

C. IP Source Guard

D. Storm Control

Answer: A

Explanation:

Question: 55

A server administrator attempts to change the Cisco IMC KVM certificate to one signed by a private CA, but the certificate is not being accepted. What can cause this process to fail?

A. using a certificate with a password-protected private key

B. RSA encryption being used in the generation of the certificate.

C. AES encryption being used in the generation of the certificate.

D. public IP addres of the Cisco IMC not being included in the SAN.

Answer: A

Explanation:

Question: 56

DRAG DROP

A firmware upgrade on a fabric interconnect fails. A bootflash contains a valid image. Drag and drop

the recovery steps from the left onto the correct order on the right.

Both the kernel firmware version by using the bootflash.	1
Ensure that the management image is linked correctly.	2
Load the system image.	3
Reboot the switch, and press Ctrl+L to display the loader prompt as the switch boots.	4
Run the dir command.	5

Answer:

Explanation:

Reboot the switch, and press Ctrl+L to display the loader prompt as the switch boots.

Run the dir command

Both the kernel firmware version by using the bootflash.

Ensure that the management image is linked correctly.

Load the system image

Question: 57

Refer to the exhibit.

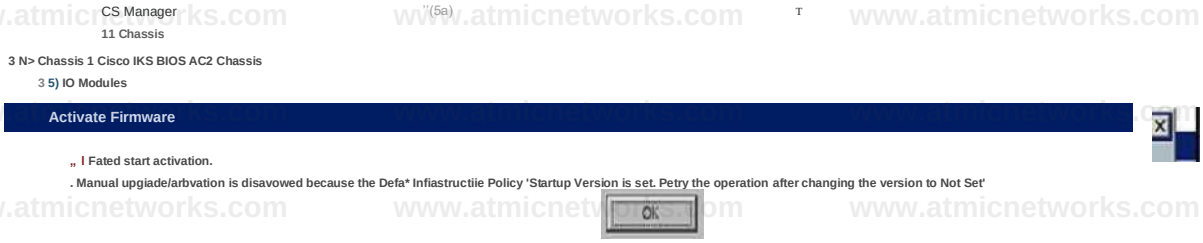

Cisco UCS Manager is being upgraded using the Auto Install feature, but the FSM fails. Which action resolves the issue?

A. Acknowledge the primary fabric interconnect.

B. Remove the service pack from the subordinate fabric interconnect.

C. Clear the startup version of the default infrastructure pack.

D. Upgrade the firmware of the infrastructure firmware by using the force option.

Answer: C

Explanation:

Question: 58

An IOM fails during a firmware upgrade and is unresponsive. Which action recovers the module?

A. Restore UCSM configuration from backup.

B. Roll back to the previous firmware.

C. Use AutoInstall to reinstall the firmware.

D. From the peer IOM, reset the faulty module.

Answer: C

Explanation:

Question: 59

Refer to an exhibit.

```
N5k-A-199# sh. install all impact system N5000-uk9.7.1.4 .N1.1 .bin
kickstart N5000-uk9-kickstart.7.3.4.N1.1.bin Verifying image
bootflash:/n5000-uk9- kickstart.7.3.4.N1.1.bin for boot variable
"kickstart". [####################] 100% — SUCCESS Verifying image
bootflash:/n5000- uk9.7.1.4.N1.1.bin for boot variable "system".
[# ] 0% — FAIL. Return code 0x4045001F (image MD5 checksum error).
Install has failed. Image verification failed (0x40930011)
```

An engineer is troubleshooting an upgrade failure on a switch. Which action resolves the issue?

A. Save the system image in NVRAM.

B. Use the same system image as the kickstart image.

C. Load a new system image.

D. Reload the same system image.

Answer: C

Explanation:

Question: 60

After upgrading a client's fabric interconnect to the latest version, an engineer discovers that the appliance has lost its entire configuration. Which two locations should an engineer check to confirm that the appliance had backed up the configuration

prior to the upgrade in order to retrieve the lost configuration? (Choose two.)

A. Equipment FSM page, InternalBackup stage

B. Service profiles page, InternalBackup stage

C. Admin page, PollInternalBackup stage

D. Equipment FSM page, PollInternalBackup stage

E. Admin page, InternalBackup stage.

Answer: AD

Explanation:

www.atmicnetworks.com

Question: 61

Refer to the exhibit.

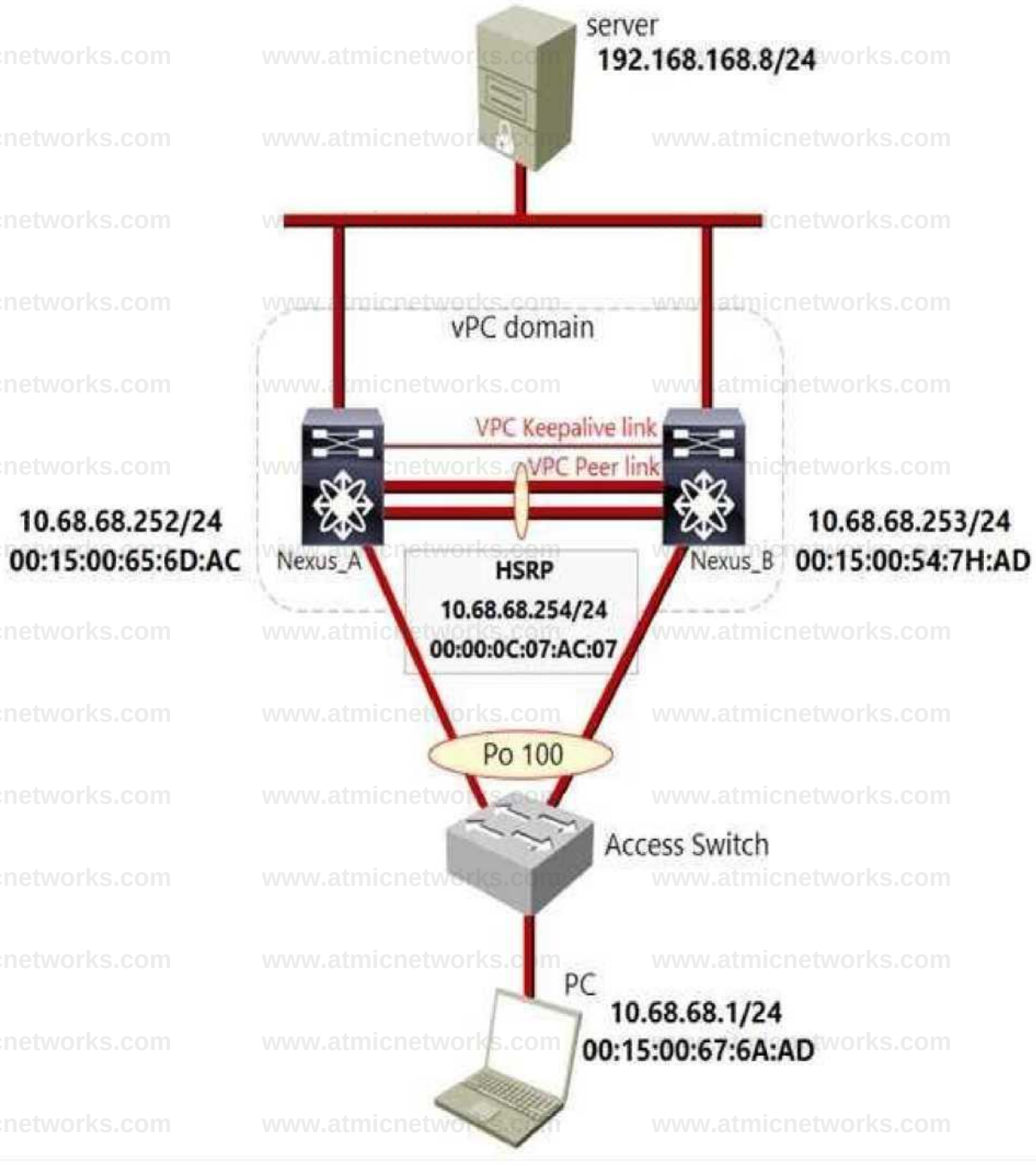

A PC belongs to VLAN 68 The user experiences a large amount of packet loss when communicating with hosts that are outside of VLAN 68. Which action resolves the problem?

A. Replace HSRP with GLBP

B. Enable the peer-gateway feature

C. Remove the HSRP configuration

D. Configure ip arp synchronization on both switches.

Answer: B

Explanation:

I assume that the PC is sending traffic with destination MAC of Nexus physical interfaces. If more snap shots about this question are available, please share.

Question: 62

Refer to the exhibit.

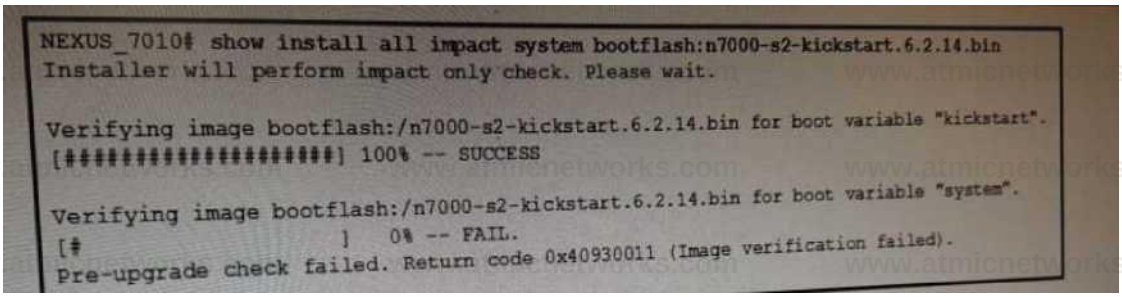

```
NEXUS_7010# show install all impact system bootflash:n7000-s2-kickstart.6.2.14.bin
Installer will perform impact only check. Please wait.

Verifying image bootflash:/n7000-s2-kickstart.6.2.14.bin for boot variable "kickstart".
[####################] 100% -- SUCCESS

Verifying image bootflash:/n7000-s2-kickstart.6.2.14.bin for boot variable "system".
[#                   ]   0% -- FAIL.
Pre-upgrade check failed. Return code 0x40930011 (Image verification failed).
```

An upgrade operation fails with an error displayed. Which action resolve the issue?

A. Use a different system image

B. Use a different kickstart image

C. Allocate extra space on a flash drive to extract a kickstart image

D. Allocate extra space on a flash drive to extract a system image

Answer: A

Explanation:

Kickstart image verification succeeded. System image has failed.

www.atmicnetworks.com

Question: 63

An engineer must upgrade all components in a Cisco UCS domain to the same package version, but the upgrade process fails to complete. Which set of Auto Install actions resolves the problem?

A. Install Infrastructure Firmware, then Install Server Firmware.

B. Install infrastructure Firmware, then Install Hypervisor Firmware.

C. Install Hypervisor Firmware, then Install Infrastructure Firmware

D. Install Server Firmware, then Install Infrastructure Firmware

Answer: A

Explanation:

https://www.cisco.com/c/en/us/td/docs/unified_computing/ucs/sw/firmware-mgmt/gui/2-5/b_GUI_Firmware_Management_25/b_GUI_Firmware_Management_25_chapter_0111.pdf

Required Order of Steps for Auto Install

Jf you want to upgrade all components in a Cisco UCS domain to the same package version, you must run the stages of Anto Install in the following order:

I Install Infrastructure Firmware

2 Install Server Firmware

Fhis order enables you to schedule the server firmware upgrades during a difierent maintenance window than the infrastructure firmware upgrade.

Question: 64

Refer to the exhibit.

```
switch(config)#event manager applet highcpu
[redacted]
switch(config-applet)#action 0.1 syslog msg High CPU DETECTED "show process cpu sort" written to bootflash:highcpu.txt
[redacted]
switch(config-applet)#action 0.3 cli show process cpu sort >> bootflash:highcpu.txt
switch(config-applet)#action 0.4 cli show process cpu hist >> bootflash:highcpu.txt
[redacted]
switch(config-applet)#action 0.6 cli show process cpu sort >> bootflash:highcpu_Core.txt
switch(config-applet)#action 0.7 cli exit
[redacted]
switch(config-applet)#action 0.9 cli show process cpu sort >> bootflash:highcpu_Dist.txt
switch(config-applet)#action 1.0 cli exit
```

The EEM script is applied in the default VDC to collect the outputs during high CPU utilization on the Cisco Nexus 7000 Series Switch for all VDCs. Which configuration set must be added to the script to fix the issue?

A. switch(config-apple)# event snmp 1.3.6.1.4.1.9.9.109.1.1.1.1.6.1 get-type exact entry-op ge entry- val 50 poll-interval 1

switch(config-apple)# action 0.2 cli enable

switch(config-apple)# action 0.5 cli switchto vdc Core

switch(config-apple)# action 0.8 cli switchto vdc Distribution

B. switch(config-apple)# event snmp oid 1.3.6.1.4.1.9.9.109.1.1.1.1.6.1 get-type exact entry-op ge entry-val 50 poll-interval 1

switch(config-apple)# action 0.2 cli enable

switch(config-apple)# action 0.5 cli switchto vdc Core

switch(config-apple)# action 0.8 cli switchto vdc Distribution

C. switch(config-apple)# event snmp oid 1.3.6.1.4.1.9.9.109.1.1.1.1.6.1 get-type exact entry-op ge entry-val 50 poll-interval 1

switch(config-apple)# action 0.2 cli config t

switch(config-apple)# action 0.5 cli switchto vdc Core

switch(config-apple)# action 0.8 cli switchto vdc Distribution

D. switch(config-apple)# event snmp 1.3.6.1.4.1.9.9.109.1.1.1.1.6.1 get-type exact entry-op ge entry- val 50 poll-interval 1

switch(config-apple)# action 0.2 cli config t

switch(config-apple)# action 0.5 cli switchto vdc Core

switch(config-apple)# action 0.8 cli switchto vdc Distribution

Answer: B

Explanation:

Need exact snap shot to confirm the following.

The selection of is due to

SNMP command has the key word “oid”.

The command “switchto vdc Core” show run in “enable” mode, not “config t” mode.

Question: 65

An engineer must place a Cisco UCS B-Series Server in a single server pool in Cisco UCS Manager. The engineer creates a qualification policy, but the server is still seen in multiple pools. Which two actions resolve the issue? (Choose two.)

A. Select the Server Pool Policy Qualification from the qualification drop-down menu in the Server Pool Policy

B. Select the Server Pool Policy from the qualification drop-down menu in the Server Pool Policy Qualification

C. Set the operating system qualifier inside the Server Pool Policy Qualification

D. Set the number of vNICs qualifier inside the Server Pool Policy.

E. Set the storage capacity qualifier inside the Server Poo. Policy Qualification.

Answer: A, C

Explanation:

Question: 66

Refer to the exhibit.

```
%ZONE-2-ZS_MERGE_FAILED: %$VSAN 1%$ Zone merge failure, isolating interface fc2/l error
Received rjt from adjacent switch:[reason:0]
```

```
%ZONE-2-ZS_MERGE_FAILED: %$VSAN 1%$ Zone merge failure, isolating interface fcl/2 error
Member mismatch

%ZONE-2-ZS_MERGE_ADJ_NO_RESPONSE: Adjacent switch not responding, isolating interface

%ZONE-2-ZS_MERGE_FULL_DATABASE_MISMATCH: Zone merge full database mismatch on interface
```

An engineer deploys SAN environment with two interconnected Cisco MDS 9000 Series switches. When the engineer attempts a zone merge, it fails with the error that is presented in the exhibit. Which action resolves the issue?

A. Import or export a zone set between the switches to synchronize the switches.

B. Change the name of one of the zones to match the other zone set.

C. Set the distribute policy of the zone to full.

D. Ensure that the zone members have different names.

Answer: D

Explanation:

https://www.cisco.com/en/US/docs/storage/san_switches/mds9000/sw/rel_3_x/troubleshooting/guide/ts_guide.pdf

Resolving a Link Isolation Because of a Failed Zone Merge Using the CLI

The following CLI commands are used to resolve a failed zone merge:

- **zoneset import** ***vsan-id***
- **zoneset export** ***vsan-id***

To resolve a link isolation because, of a failed zone merge using the CLI. follow these steps:

Question: 67

Refer to the exhibit.

During implementation of a Cisco UCS C-Series Server, an engineer receives the status that is shown in the exhibit. Which action resolves the issue.

A. Reconfigure the Drive Type from "Removable" to "Non-Removable"

B. Insert an SD card into SLOT-2

C. Configure the RAID that is associated with the card.

D. Set SLOT-1 Sync Mode to "Auto"

Answer: B

Explanation:

Question: 68

Refer to the exhibit.

```
interface Vlan300
 hsrp version 2
 hsrp 300
  preempt
  priority 110
  timers 5 15
  ip 10.120.100.1
```

An engineer troubleshoots the HSRP configuration and notes that the remote end uses HSRP version 1. The engineer sets the local HSRP to version 1, but the problem continues. Which action resolves the issue?

A. Change the local group number to 255 or less and request that the remote data center matches the group member in its configuration.

B. Set the local group number as 300 in the remote data center configuration

C. Run version 1 and version 2 HSRP on VLAN300 in the local data center.

D. Reduce the priority of the local HSRP to below 100 to force the local HSRP to standby and then change the version to

version 1.

Answer: A

Explanation:

https://www.cisco.com/c/en/us/td/docs/ios-xml/ios/ipapp_fhrp/configuration/xe-16/fhp-xe-16- book/fhp-hsrp-v2.pdf

HSRP Version 2 Design

HSRP version 2 is designed to address the following restrictions in HSRP version 1:

- In HSRP version t, millisecond timer values are not advertised or learned. HSRP version!! advertises and leasts millisecond timer values. This change ensures stability of the HSRP groups in all cases.
- In HSRP version I, group numbers are restricted to the range from 0 to 255 HSRP version 2 expands the group number range from 0 to 4095.
- HSRP version 2 provides improved management and troubleshooting. With HSRP version I. you cannot use HSRP active hello messages to identify which physical device sent the message because the source

Question: 69

During a boot process of a Cisco UCS C-Series Rack Server, an engineer receives a "No Signal" message from the vKVM and physical connection. Which set of steps resolves the issue?

A. 1- Disconnect the power cord

2- Confirm that all cards are property seated

3- Connect the power cord and power on the server

B. 1- Power off the server and disconnect the power cord

2- Confirm that all cards are property seated

3- Connect the power cord and power on the server

C. 1- Power off the server and disconnect the power cord

2- Confirm that all cards are available

3- Connect the power cord and power on the server

D. 1- Disconnect the power cord

2- Confirm that all cards are properly seated

3- Connect the power cord

Answer: B

Explanation:

https://www.cisco.com/c/en/us/td/docs/unified_computing/ucs/c/ts/guide/b_C-Series_Troubleshooting_Guide.pdf

Troubleshooting Communication Issues

"No Signal" on vKVM and Physical Video Connection

If immediately at boot you receive a "No Signal" message from the vKVM and physical video connection, the PCI riser card might not be properly seated to the motherboard. To resolve the issue, complete these steps:

Procedure

Step 1 Power otTlhe server and disconnect the power cord

Step 2 Con firm that all cards are properly seated.

Step 3 Connect the power cord and power on the server

Question: 70

An engineer must configure Linux hosts that are deployed on Cisco UCS B-Series Servers to boot from SAN. The SAN boot policy is configured in Cisco UCS Manager, and the boot order is verified to be set as expected However, the Linux hosts fail to boot. Which action resolves the issue?

A. Remove all of the local storage that is installed

B. Delete and reconfigure the pWWN of the SAN boot target

C. Remove all of the ISO images that are mounted as a virtual CD-ROM

D. Delete and reconfigure the boot LUN

Answer: A

Explanation:

Reference: https://www.cisco.com/c/en/us/td/docs/unified_computing/ucs/sw/cli/config/guide/2-2/b_UCSM_CLI_Configuration_Guide_2_2/configuring_server_boot.pdf page 5

Question: 71

Refer to the Exhibit.

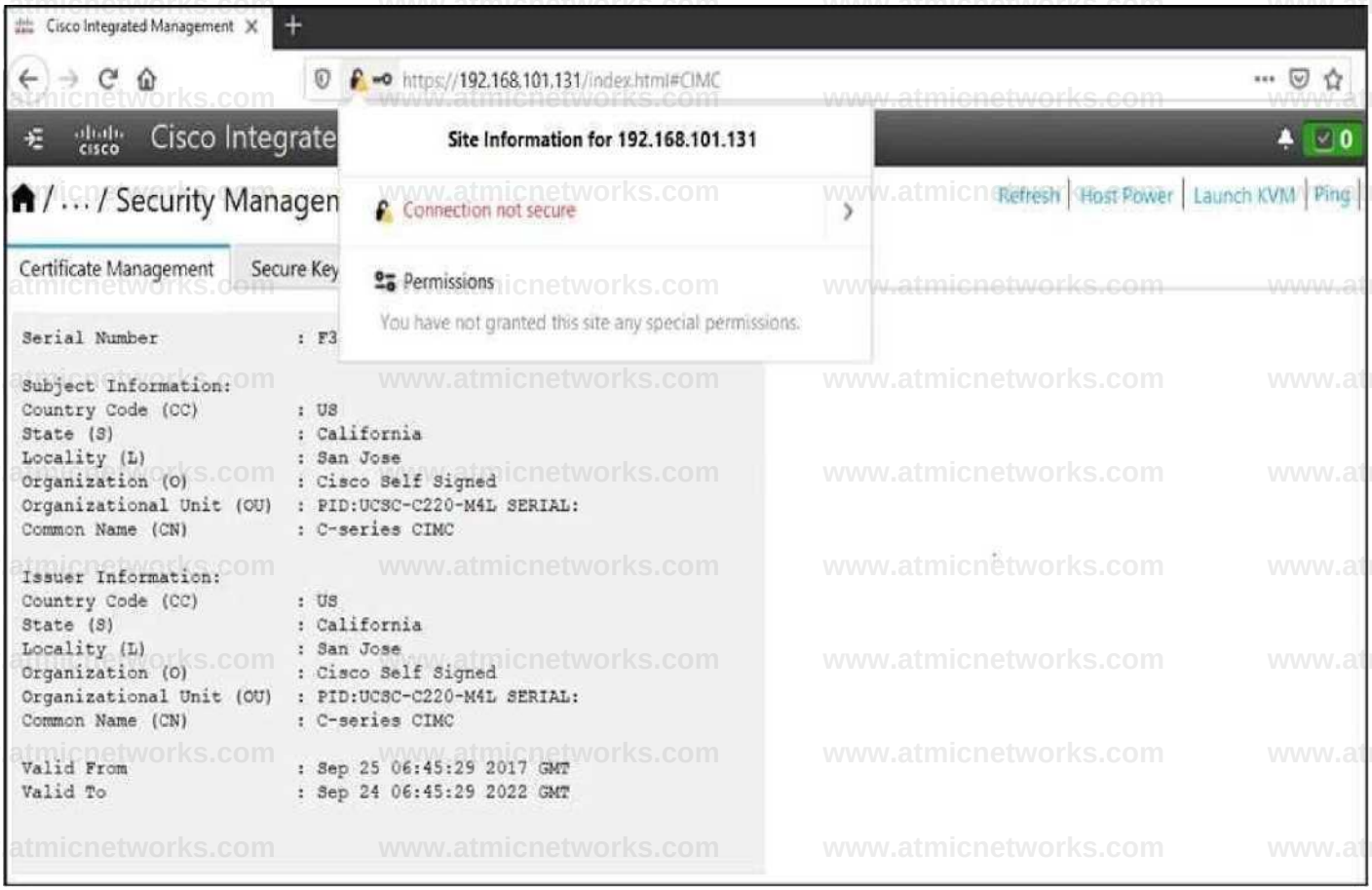

An Engineer cannot log in to the Cisco IMC page of the Cisco UCS C220 server. Which action resolve the issue?

A. Se the FQDN of the Cisco IMC webpage login page instead of the IP address for the connection to be secure.

B. Use the DNS of the Cisco IMC webpage login page instead of the IP address for the connection to be secure.

C. Replace the self-signed certificate that is installed on the Cisco IMC with a server certificate that is signed from the client corporate certificate.

D. Replace the self-signed certificate that is installed on the Cisco IMC with a user certificate that is signed from the client corporate certificate.

Answer: C

Explanation:

Question: 72

An engineer troubleshoots a VXLAN EVPN data center. The applications in the data center fail to reach the DNS server that is located at IP 10.10.10.10. The engineer examines the BGP EVPN routing table and notes that the IP prefix route covers the DNS server is missing. Which action resolve the issue?

A. Set the IP prefix route to represent [5]:[0]:[0]:[32]:[10.10.10.10]/224 in the routing table.

B. Configure an IP ARP entry to represent [2]:[0]:[0]:[48]:[0050.569f.1285]:[32]:[10.10.10.10]/272 in the routing table

C. Set the IP prefix route to represent [2]:[0]:[0]:[48]:[0050.569f.1285]:[0]:[0.0.0.0]/216 in the routing table

D. Configure an IP ARP entry to represent [4]:[0300.0000.00fc.bd00.0309l[32]:[10.10.10.10]/136,n the routing table

Answer: A

Explanation:

Question: 73

Refer to the exhibit.

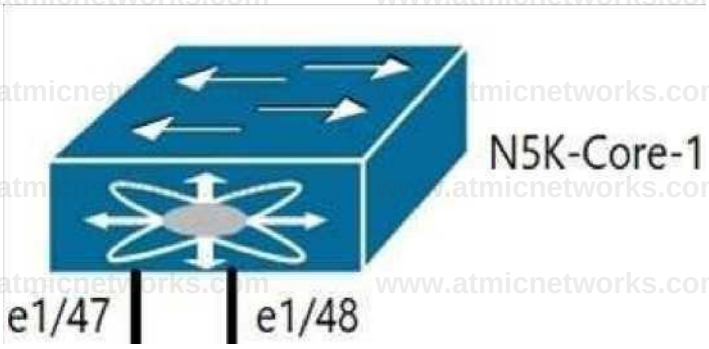

interface ethernet 1/47 switchport mode fex-fabric fex associate 100 no shutdown

interface ethernet 1/48 switchport mode fex-fabric fex associate 100 no shutdown

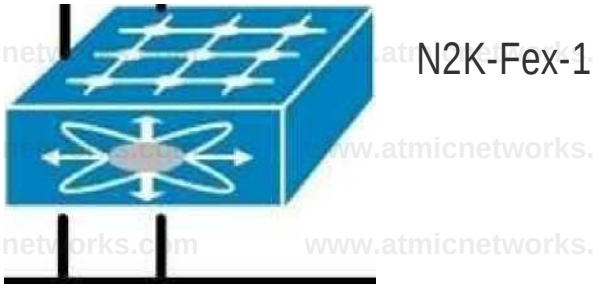

An engineer must connect N2K-Fex-1 and N5K-Core-1 so that the traffic flow between the two devices uses load balancing. After inspecting the statistics of the interconnecting interfaces, the engineer concludes that only one link is used. Which action resolves the problem?

A. Configure source-destination load balancing on N5K-Core-1.

B. Configure each uplink to be a member of a separate LACP port channel.

C. Configure the pinning max-link as 2.

D. Configure destination-mac load balancing on N5K-Core-1

Answer: C

Explanation:

https://www.cisco.com/c/m/en_us/techdoc/dc/reference/cli/n5k/commands/pinning-max-links.html

pinning max-links

To specify the number of statically pinned uplinks, use the pinning max-links command. To reset to the default, use the no form of this command.

pinning max-links *uplinks*

no pinning max-links

Syntax Description

uplinks	Number of uplinks. The range is from 1 to 8. The default is 1. This command is applicable only if the Fabric Extender is connected to its parent switch using one or more statically pinned fabric interfaces.

Command Default

The default number of uplinks is 1

Question: 74

A system administrator adds two vNICs to an existing service profile that is used to run a vSphere environment to support disjoint Layer 2 network connectivity. However, after the server is rebooted, the host is not accessible on the network Which action resolves the issue?

A. Remove all existing vNICs and add them in the desired order.

B. Build a new service profile with the desired network configuration

C. Add the disjoint Layer 2 VLANs to an existing vNIC rather than adding new vNICs

D. Create a vNIC placement policy to avoid adapter renumbering

Answer: D

Explanation:

Reference: https://www.cisco.com/c/en/us/support/docs/hyperconverged-infrastructure/hyperflex-hx-data-platform/213665-troubleshoot-hx-nodes-pci-address-reorde.html

Question: 75

An engineer enables the packet postcards feature on a Cisco Nexus 9000 Series Switch but receives the error message "Error: Cannot configure postcard when inband-telemetry is configured."

Which action resolves the issue?

A. Disable the telemetry feature

B. Disable the software-telemetry feature

C. Disable the hardware-telemetry feature

D. Disable the inband-telemetry feature

Answer: C

Explanation:

https://www.cisco.com/c/en/us/td/docs/switches/datacenter/nexus9000/sw/93x/progammability/g uide/b-cisco-nexus-9000-series-nx-os-programmability-guide-93x/b-cisco-nexus-9000-series-nx-os- programmability-guide-93x_chapter_0101011.html

Configuring Packet Postcards

With packet postcards, each switch in the INT domain performs a watchlist comparison and events detection. When an event is triggered, each switch sends its own telemetry data to the monitor-collector independent of the other switches. Each switch requires a watchlist and events detection logic.

Before you begin

Make sure that standard INT is not enabled. Packet postcard mode and the traditional INT model are mutually exclusive. If standard INT is configured, and you try to configure packet-postcard mode, the following error is displayed.

Error: Cannot configure postcard when inband-telemetry is configured.

If you see this error, you must disable standard INT:

switch (config)# **no feature hardware-telemetry**

Also, INT and packet postcard mode are licensed features. Make sure that you have enabled the correct license. See Licensing Requirements for Inband and Postcard Telemetry.

Question: 76

A Cisco UCSB-Series Blade Server is configured to boot a VMwareESXi host from an EMC VNX storage array by using a Fibre Channel SAN. The boot order is confirmed to be configured as expected but the server fails to boot from the SAN. Which action reserves the problem?

A. Set the same WWPN pools for vHBA adapters

B. Set the boot LUN to the highest LUN ID in the storage array

C. Set the boot LUN to the lowest LUN ID in the storage array

D. Set the same WWNN pools for vHBA adaptor

Answer: C

Explanation:

Question: 77

The external routes fail to propagate to leaf switches in Cisco ACI fabric Which two actions resolve the issue? (Choose two.)

A. Enable the VTEP pool in the fabric

B. Assign an MP-BGP AS number to the fabric.

C. Specify the spine nodes as route reflectors

D. Associate the correct contract to the L30ut.

E. Configure an MP-BGP area.

Answer: B, C

Explanation:

Question: 78

Refer to the exhibit.

```
switchl# show vpc brief
Legend:
(*) - local vPC is down, forwarding via vfC peer-link
```

```
vK domain id : 500
Peer status : peer link is down
vPC keep-alive status : Suspended (Destination IP not reachable)
Configuration consistency status: success
vPC role : secondary, operational primary
Number of vPCs configured : 4
Peer Gateway : Disabled
Dual-active excluded VLANs : -

VPC Peer-link status

id Port Status Active vlans

1 Po500 down


switch!* show vpc brief
Legend:
(*) - Local vPC is down, forwarding via vFC peer-link

vPC domain id : 20
Peer status : peer link is down
vPC keep-alive status : Suspended (Destination IP not reachable)
Configuration consistency status: success
vK role : primary
Number of vPCs configured : 4
Peer Gateway : Disabled
Dual-active excluded VLANs : -

vK Peer-link status

id Port Status Active vlans
1 PoSOO down
```

The vPC between switch1 and switch2 does not work. Which two actions resolve the problem? (Choose two.)

A. Configure the IP address on the interface.

B. Activate VLANs on the vPC.

C. Configure one of the switches as primary for the vPC.

D. Correct the configuration of the vPC peer link and the vPC peer keepalive.

E. Match the vPC domain ID between the two devices.

Answer: D, E

Explanation:

Both “vPC peer link” and “Peer keepalive link” are down. So, D is correct.

SW1 is using vPC domain ID 500, which SW2 is using 20. They must match. So, E is correct.

Question: 79

Refer to the exhibits.

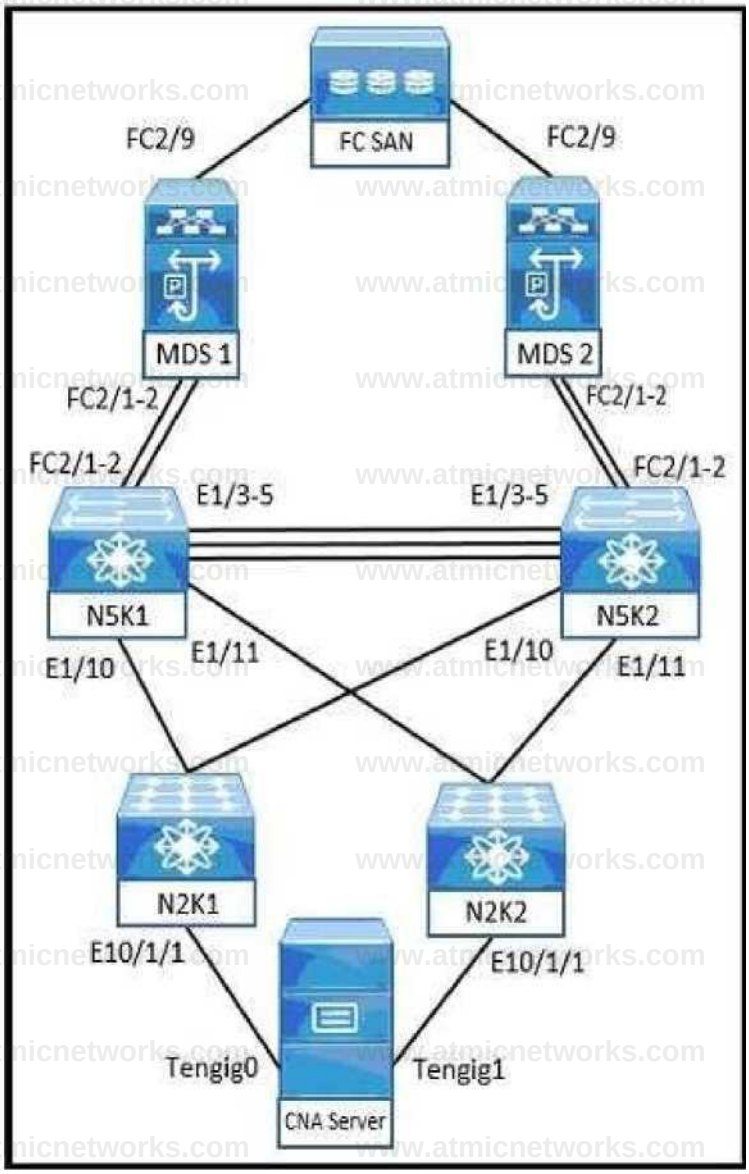
FC SAN
FC2/9
FC2/9
MDS 1
MDS 2
FC2/1-2
FC2/1-2
FC2/1-2
FC2/1-2
E1/3-5
E1/3-5
N5K1
N5K2
E1/10
E1/11
E1/10
E1/11
N2K1
N2K2
E10/1/1
E10/1/1
Tengig0
Tengig1
CNA Server

N5K1 Config

feature fex feature fcoe vlan 10
vlan 1101
fcoe vsan 101 vsan database
vsan 101
interface fc2/l - 2 switchport speed 2000 switchport mode E
switchport trunk allowed vsan 101 no shutdown

interface EthernetlO/1/1 switchport mode trunk switchport trunk native vlan 100 switchport trunk allowed vlan 1101 spanning tree port type edge trunk no shutdown
i
interface vfcl 11
bind interface Ethemetl0/l/l
switchport trunk allowed vsan 101
no shutdown
l
vsan database
vsan 101 interface vfcl 11

interface Ethernet 1/10
switchport mode fex-fabric fex associate 101

zone default-zone permit vsan 101

An engineer troubleshoots switch N5K1, which fails to receive traffic from the file server Which set of actions resolves this problem?

A. Bind native VLAN 10 with Ethemet1/10 and allow VSAN 101 in trunk configuration.

B. Assign native VLAN 10 with vfc111 and allow VLAN 1101 in trunk configuration.

C. Bind native VLAN 10 with Ethemet10/1/1 and allow VLAN 10 in trunk configuration

D. Assign native VLAN 10 with fc2.'l - 2 and allow VLAN 10 in trunk configuration.

Answer: C

Explanation:

Question: 80

Refer to the exhibit.

```
UCS-A(nxos)# show pinning border-interfaces active
---------------------+---------+-----------------------------------
-------
Border Interface Status SIFs
---------------------+---------+-----------------------------------
-------
Eth1/7 Active Veth988 Veth990 Veth991 Veth993
Eth1/8 Active Veth963 Veth974 Eth1/1/3 Eth2/1/7
Total Interfaces : 2
```

A network engineer traces the packet flow from the Veth991 of a blade server toward the core switch. The switch reports performance issues. What is the role of the interface Eth1/7?

A. IOM network interface

B. fabric interconnect uplink interface

C. IOM host interface

D. server interface

Answer: B

Explanation:

E1/7 is border interface, which is used as uplink. All other veth interfaces are SIF, which stands for Server Interface.

Question: 81

A customer reports that the Chassis Management Controller fails to receive chassis information from Cisco UCS Manager. Which set of steps resolves the issue?

A. 1) Verify that the IOM firmware and Cisco UCS Manager are at different software levels

2) Verify that at least two physical cables between the IOM and fabric interconnect function properly.

3) Check for runtime link down status

4) Reseat the affected IOM.

B. 1) Verify that the IOM firmware and Cisco UCS Manager are at the same software level.

2) Verify that at least one physical cable between the IOM and fabric interconnect functions properly.

3) Check for runtime link down status

4) Reseat the affected IOM.

C. 1) Verify that the IOM firmware and Cisco UCS Manager are at the same software level.

2) Verify that at least two physical cables between the IOM and fabric interconnect function properly.

3) Check for runtime link down status.

4) Reseat the affected IOM.

D. 1) Verify that the IOM firmware and Cisco UCS Manager are at different software levels.

2) Verify that at least one physical cable between the IOM and fabric interconnect functions properly.

3) Check for runtime link down status.

4) Reseat the affected IOM.

Answer: B

Explanation:

https://www.cisco.com/c/en/us/td/docs/unified_computing/ucs/ts/guide/UCSTroubleshooting/UCSTroubleshooting_chapter_01001.html

CMC never receives chassis info from Cisco UCS Manager. Verify that the IOM firmware and Cisco UCS Manager are at the same software level.

Verify that at least one physical cattle between the IOM and fabric interconnect is functioning properly.

Check for runtime link down status.

Re-seat the affected IOM.

Question: 82

Refer to the exhibit.

SWITCH-VTEP-1

```
interface loopbackO
    ip address 10.200.200.1/32
    ip address 10.100.100.1/32 secondary
    ip router ospf 1 area 0.0.0.0
    ip pirn sparse-mode

vpc domain 10
    peer—switch
    peer-keepalive destination 10.1.1.3 source 10.1.1.4
```

SWITCH-VTEP-2

```
interface loopbackO
    ip address 10.200.200.2/32
    ip address 10.100.100.1/32 secondary
    ip router ospf 1 area 0.0.0.0
    ip pirn sparse-mod

vpc domain 10
    peer-switch
    peer-keepalive destination 10.1.1.4 source 10.1.1.3
```

Refer to the exhibit. One of the vPC VTEPs fails to route VXLAN traffic to vPC connected hosts. When the issue was being diagnosed, it was discovered that the packets that were expected to be forwarded to the MAC address on the SWITCH-VTEP-1 are instead forwarded to the MAC address on SWITCH-VTEP-2 and then dropped. Which action resolves the issue?

A. Configure a distributed anycast gateway on both peers

B. Configure ip arp synchronize under the VPC domain on both peers

C. Configure peer-gateway under the VPC domain on both peers

D. Configure a different secondary IP address for one of the vPC peers

Answer: C

Explanation:

Reference:

https://www.cisco.com/c/en/us/td/docs/switches/datacenter/nexus5000/sw/command/reference/v pc/n5k-vpc-cr/n5k-vpc_cmds_i.html#:~:text=a%20port%20profile.-,ip%20arp%20synchronize,no%20form%20of%20this%20command.

Question: 83

Refer to the exhibit.

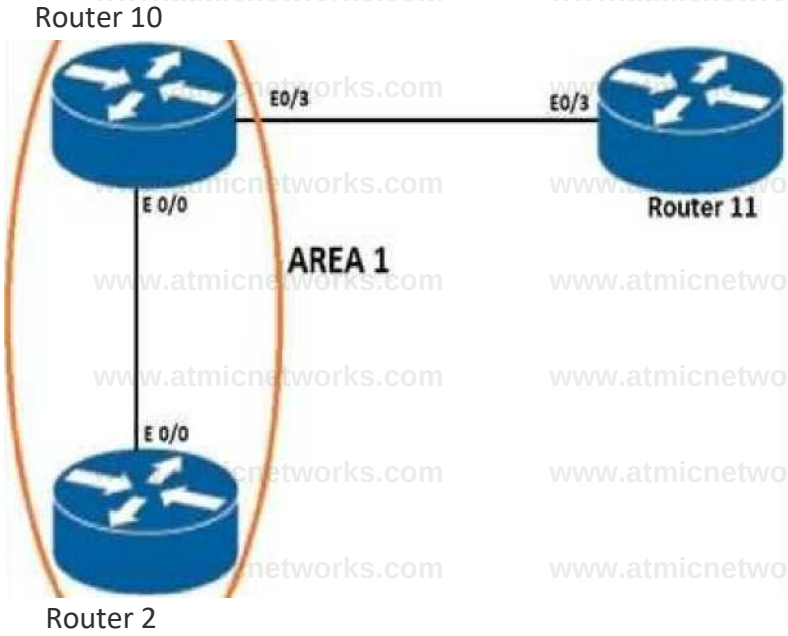


```
RIOfdebug condition interface ethernetO/O
Condition 1 set

RIOt debug ip ospf packet
OSPF packet debugging is on
*Feb 19 01:43:27.659: OSPF-1 PAK : Et0/0: IN: 10.2.10.2->224.0.0.5: ver:2 type:1
len:44 rid:10.0.0.2 area:0.0.0.1 chksum:E41B auth:1
♦Feb 19 01:43:29.035: OSPF-1 PAK : Et0/0: OUT: 10.2.10.10->10.2.10.2: ver:2 type:1
len:44 rid:10.0.0.10 area:0.0.0.1 chksum:CE86 auth:1
```

Refer to the exhibit. An engineer troubleshoots an OSPF neighborship problem between Router R2 and Router R10. Which action resolves the problem?

A. Change area ID on Router R10

B. Resolve unicast reply from Router R2

C. Resolve authentication type on Router R10

D. Change router ID on Router R10

Answer: B

Explanation:

Question: 84

Refer to the exhibit.

```
switch-11 show fspf vsan 200 interface port-channel 200
FSPF interface port-channel 200 in VSAN 200 FSPF routing administrative state
is active Interface cost is 125
Timer intervals configured, Hello 40 s, Dead 80 s, Retransmit 5 s FSPF
State is INIT Statistics counters :
Number of packets received : LSU 3 LSA 3 Hello 136 Error packets 3
Number of packets transmitted : LSU 3 LSA 3 Hello 182 Retransmitted LSU 0
Number of times inactivity timer expired for the interface = 0

switch-21 show fspf vsan 200 interface san-port-channel 200
FSPF interface san-port-channel 200 in VSAN 200
FSPF routing administrative state is active Interface cost is 125
Timer intervals configured, Hello 20 s, Dead 80 s, Retransmit 5 s FSPF
State is INIT Statistics counters :
Number of packets received : LSU 3 LSA 3 Hello 185 Error packets 169
Number of packets transmitted : LSU 3 LSA 3 Hello 139 Retransmitted LSU 0
Number of times inactivity timer expired for the interface = 24
```

Refer to the exhibit. VSAN traffic is not routed as expected. Which action should be taken to resolve the issue?

A. Reset the error packet counter

B. Configure the hello timer to match the neighbor

C. Configure the FSPF dead interval with a value higher than 80 seconds

D. Reset the inactivity timer on switch-2

Answer: B

Explanation:

Reference:

https://www.cisco.com/en/US/docs/switches/datacenter/nexus5500/sw/troubleshooting/guide/n55 00_ts_sans.html

Question: 85

Refer to the exhibit.

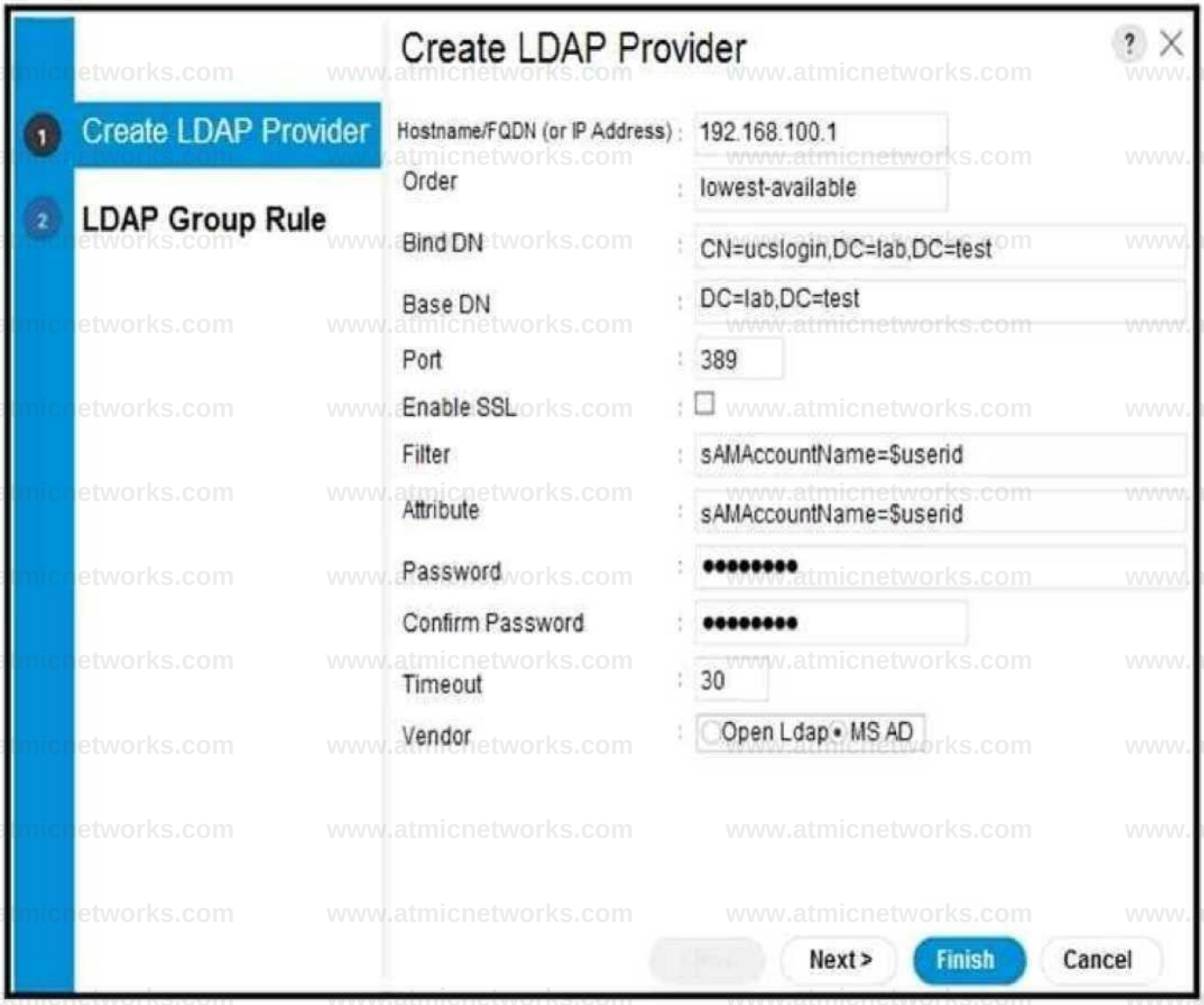

Refer to the exhibit. A network engineer configures an authentication domain through an LDAP provider on the Cisco UCS Manager for users from different companies to log into their respective organizations created in the UCS Manager. The engineer tests the configuration and notices that any user has login access to any organization in the UCS Manager. Which action should be taken to resolve the issue?

A. Configure the Filter field with sAMAccountName=$company

B. Configure the Attribute field with the company

C. Configure the Attribute field with sAMAccountName=$company

D. Configure the Filter field with the company

Answer: A

Explanation:

www.atmicnetworks.com

Question: 86

A network engineer is implementing the Cisco ACI Fabric and notices that the Leaf-1 switch is registered, has an assigned name, but is displayed as inactive in the APIC. After further investigation, it became clear that the leaf switch was recently moved from another Cisco ACI environment. Which action resolves the problem?

A. Clean reload the Leaf-1 switch

B. Define the new TEP address for Leaf-1

C. Change the clock offset from low to high between apic 1 and Leaf-1

D. Modify the ISIS interface peering IP address between apic 1 and Leaf-1

Answer: B

Explanation:

Question: 87

A system administrator connects a Cisco Nexus 2248PQ FEX to a fabric interconnect to expand the ports that are available for connecting Cisco UCS C-Series Rack Servers. In Cisco UCS Manager, the administrator does not see the servers connected to this FEX. Which action should be taken to resolve the issue?

A. The FEX must be exchanged so that it supports the connectivity between fabric interconnects and UCS CSeries servers

B. The fabric interconnects must be rebooted before the FEX is recognized

C. The transceivers must be exchanged to support the connectivity between the FEX and the fabric interconnects

D. The ports that connect the FEX to the fabric interconnects must be configured as server ports

Answer: D

Explanation:

Question: 88

Refer to the exhibit.

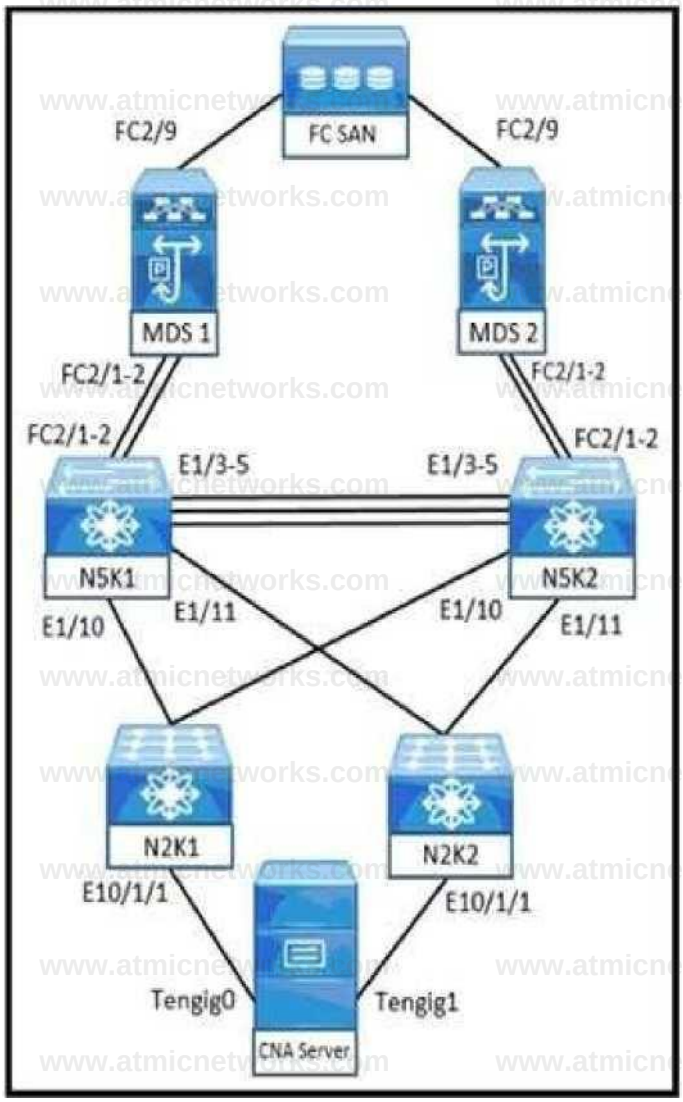


```
N5K1I show platform software fcoe_mgr event-history errors
1) Event:E_DEBUG, length:93, at 203962 usees after Wed Jun 12
20:33:04 2019 (102] fcoe_mgr_vfc_ac_eval(4946):
DEBUG:shut:Sending event to delete protos of vfcl due to 62
2) Event:E_DEBUG, length:119, at 197505 usees after Wed Jun 12
20:33:04 2019 [102] fcoe_mgr_fc2_msg_handler(5706): proto if_index
le000000 p_proto (nil)and oxid 8805fc2 usrhandle 0(0] iuhdr type:1
3) Event:E_DEBUG, length:91, at 197053 usees after Wed Jun 12
20:33:04 2019 (102] fcoe_mgr_proto_ac_eval(1847): >Bringing down
PROTO le000000 due to
truly missing fka
```

Refer to the exhibit. An engineer discovered a VFC interface in a down state on a Cisco Nexus Switch. Which action resolves the problem?

A. Change the cable between the switch and the server

B. Reset the Cisco Nexus port toward the file server

C. Update the CNA firmware and driver versions

D. Modify the fip keepalive message time to 30 seconds

Answer: D

Explanation:

Reference:

https://www.cisco.com/c/en/us/td/docs/switches/datacenter/nexus5000/sw/troubleshooting/guide /

N5K_Troubleshooting_Guide/n5K_ts_fcoe.html

Question: 89

Refer to the exhibit.

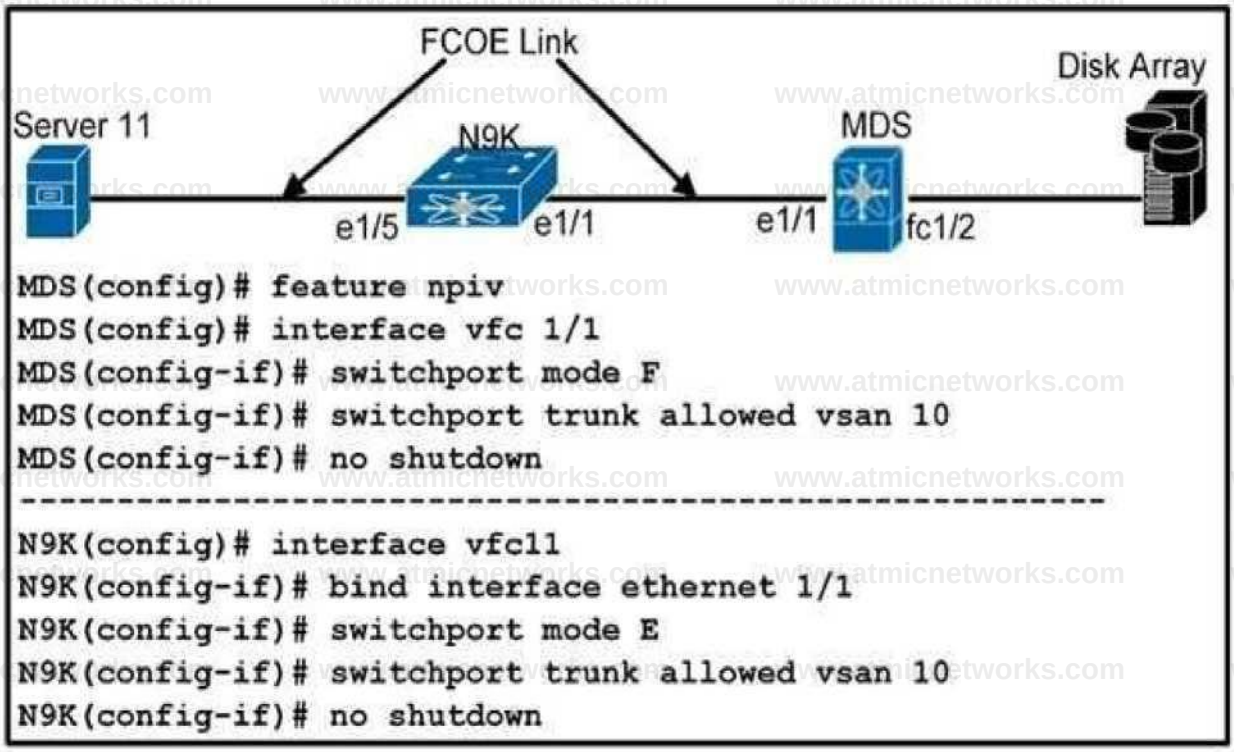

Refer to the exhibit. A network engineer is configuring the FCoE N_Port virtualization storage area network. After the initial implementation, server 11 fails to connect to the disk array. Which action resolves the issue?

A. On MDS interface vfc 1/1, change switchport mode configuration to VF

B. On N9K interface vfc11, change switchport mode configuration to NP

C. On N9K interface vfc11 and MDS interface vfc 1/1, change switchport mode configuration to F

D. On N9K interface vfc11 and MDS interface vfc 1/1, change switchport mode configuration to E

Answer: D

Explanation:

Question: 90

Refer to the exhibit.

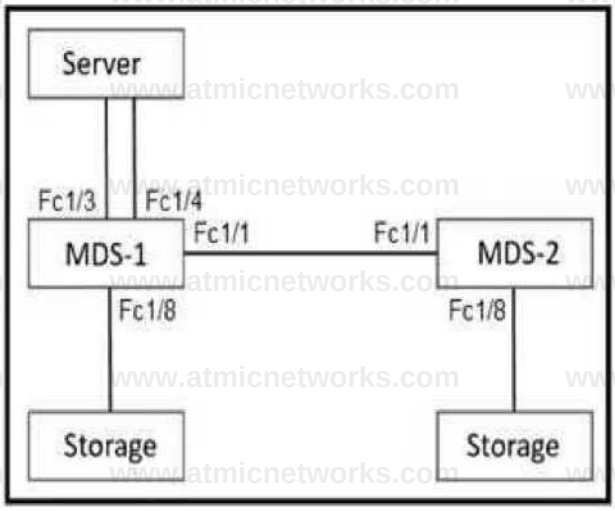


```
MDS1 (config)# fabric-binding activate vsan 101 force
2020 Aug 18 06:56:52 MDS1 %PORT-SECURITY-3-BINDING_CONFLICT: %$VSAN 101%$
MDS1 (config)# 2020 Aug 18 06:56:52 MDS1 %PORT-5-IF_TRUNK_DOWN: %$VSAN 101%$
Interface fc1/1, vsan 101 is down (Isolation due to fabric binding:
peer switch WWN not found)
```

Refer to the exhibits. An engineer is implementing the SAN based on the Cisco MDS 9000 Series Switches. When operating the environment, the engineer encounters the error shown. Which action resolves the issue?

A. Copy VSAN 101 to the fabric binding database on the MDS-1 switch

B. Add the World Wide Name of the neighboring switch to the MDS-1 switch

C. Configure the port security feature on the MDS-1 switch

D. Enable VSAN 101 on the peer MDS 2 switch fabric interconnect

Answer: B

Explanation:

Reference:

https://overlaid.net/2014/08/22/fc-security-for-ccie-dc-fabric-binding/

Question: 91

When the engineer runs the command, this error is received:

opsengineer@wkst1:/home/auto/bash_scripts$ curl –s –b cookie_file_39422186.txt –X GET –k 192.15.132.101/api/node/class/Tenant.json

{“totalCount”:”1”,”imdata”:[{“error”:{“attributes”:{“code”:”400”,”text”:”Request failed, (output omitted)”}}}]}

Which action resolves the issue?

A. Regenerate the API token object

B. Modify the URI to 192.15.132.101/api/node/class/fvTenant.json

C. Add the –c class Tenant flag to the cURL command

D. Change the HTTP verb to POST

Answer: B

Explanation:

Reference:

https://www.ciscolive.com/c/dam/r/ciscolive/emea/docs/2019/pdf/DEVNET-2000.pdf

Question: 92

Refer to the exhibit.

```
event manager applet ConfigNotifier
event cli match "conf t"
action 1.0 snmp-trap strdata "Configuration change"
```

Refer to the exhibit. A network engineer creates an EEM script to trigger an SNMP notification when a user enters configuration mode, but the trap is not received when the condition is met. Which action resolves the issue?

A. Append action 2.0 event-default to the script

B. Append action 2.0 cli “conf t” to the script

C. Modify snmp-trap strdata “Configuration changed” to syslog msg Configuration changed

D. Modify cli match “conf t” to “snmp match “conf t”

Answer: A

Explanation:

Reference:

https://www.cisco.com/c/en/us/td/docs/switches/datacenter/nexus9000/sw/6-x/system_management/configuration/guide/b_Cisco_Nexus_9000_Series_NX-OS_System_Management_Configuration_Guide/sm_12eem.html

Question: 93

Refer to the exhibit.

```
switch# config t
switch(config)# event manager applet track_int_up
switch(config-applet)# event track 1 state up
```

```
switch(config-applet)# action 1 syslog msg EEM applet track_int_down
bringing up port ethl/2 due to ethl/1 being down
switch(config-applet)# action 2 cli interface ethernet 1/2
switch(config-applet)# action 3 cli no shut
switch(config-applet)# end
```

The script fails to bring up Ethernet 1/2 when Ethernet 1/1 goes down. Which change enables the script to run as intended?

A. Set the port VLAN

B. Include an action to manually shut down Ethernet 1/1

C. Add an action to configure the terminal

D. Configure an enable action

Answer: C

Explanation:

Question: 94

Refer to the exhibit.

www.atmicnetworks.com

```
nx-os9000-1# show guestshell detail
Virtual service guestshell+ detail
   State                    : Activated
   Package information
      Name                  : guestshell.ova
      Path                  : /isanboot/bin/guestshell.ova
      Application
        Name                : GuestShell
        Installed version   : 2.4(0.0)
        Description         : Cisco Systems Guest Shell
      Resource reservation
       Disk                 : 250 MB
       Memory               : 256 MB
       CPU                  : 1% system CPU

nx-os9000-1# guestshell resize cpu 5
— output omitted —
nx-os9000-1# guestshell resize rootfs 1500
— output omitted —

nx-os9000-1# show guestshell detail
Virtual service guestshell+ detail
   State                    : Activated
   Package information
      Name                  : guestshell.ova
      Path                  : /isanboot/bin/guestshell.ova
      Application
        Name                : GuestShell
        Installed version   : 2.4(0.0)
        Description         : Cisco Systems Guest Shell
      Resource reservation
       Disk                 : 250 MB
```

Refer to the exhibit. A network engineer deploys scripts to the guest shell of a Cisco Nexus switch. The scripts fail to operate properly due to the limited CPU and file system resources that are assigned by default to the guest shell. The engineer allocated more memory and disk space to the guest shell, but the application continues to fail. Which action resolves the issue?

A. Disable and enable bash shell

B. Reboot the guest shell

C. Redeploy the bash shell

D. Upgrade the guest shell

Answer: B

Explanation:

Reference:

https://www.ciscolive.com/c/dam/r/ciscolive/us/docs/2018/pdf/BRKDCN-2015.pdf

Question: 95

A network engineer discovers a DNS resolution problem on a device that is using the Cisco Nexus Bash shell.

The device name is app with an IP address of 10.10.10.1. The primary server IP address is 172.16.10.1 and

the secondary server IP address is 172.16.10.2. When the abc.com resolution fails, it should attempt to use

efg.com. Which settings must be added to resolv.conf file to resolve the issue?

A search abc.com efg.com nameserver 172.16.10.1 nameserver 172.16.10.2

2 domain lookup abc.com efg.com hostname 172.16.10.1 hostname 172.16.10.2

C hostname 172.16.10.1,172.16.10.2 domain list abc.com, efg.com

D domain abc.com nameserver 172.16.10.1 nameserver 172.16.10.2

A. Option A

B. Option B

C. Option B

D. Option D

Answer: A

Explanation:

Reference:

https://www.cisco.com/c/en/us/support/docs/switches/nexus-9000-series-switches/213959-nx-os- bash-shelldns-configuration.html

Question: 96

Refer to the exhibit.

```
N5K-1# show running-config aaa all

version 7.0(2)N2(1) logging level aaa 5 aaa authentication login
default group radius aaa authentication login console group radius aaa
authorization ssh-publickey default local aaa authorization ssh-
certificate default local aaa accounting default local aaa user
default-role
aaa authentication login default fallback error local
aaa authentication login console fallback error local
aaa authentication login error-enable
no aaa authentication login mschap enable no aaa authentication
login mscapv2 enable no aaa authentication login chap enable
```

Refer to the exhibit. A functioning trunk port Ethernet1/48 exists between two identical Cisco Nexus 5000 Series Switches. The interfaces on the switches support the MACsec feature and are configured identically. To enable manual MACsec, an engineer adds the configuration shown in the exhibit to both sides of the trunk. The trunk port stops functioning. Which action should be taken to resolve the issue?

A. Disable and then enable the port

B. Enable the license for the trunk ports to support MACsec

C. Lower the MTU value to less than 9216 bytes

D. Configure the PMK with a length of 2048 bytes

Answer: B

Explanation:

Question: 97

Refer to the exhibit.

```
N5K# show interface ethernet1/10 brief
Ethernet1/10 is down (pauseRateLimitErrDisable)

%NOHMS-2-NOHMS_DIAG_ERROR: Module 1: Runtime diag detected pause rate limit
event: Port failure:

%ETHPORT-5-IF_DOWN_ERROR_DISABLED: Interface Ethernet1/10 is down (Error
disabled. Reason:error)
```

Refer to the exhibit. A network engineer is troubleshooting a Cisco Nexus 5000 Series Switch. The interface between the server and the switch is nonoperational and is expected to operate at 10 Gbps. The drain rate of the interface is 3 Mbps. Which action resolves the issue?

A. Configure pause error-disable recovery

B. Enable link level pause on the interface

C. Reset priority flow counters

D. Set priority flow control pause

Answer: A

Explanation:

Reference:

https://www.cisco.com/c/en/us/td/docs/switches/datacenter/nexus5000/sw/troubleshooting/guide /
N5K_Troubleshooting_Guide/n5K_ts_fcoe.html

Question: 98

Refer to the exhibit.

```
DC-lishow ip bgp I include r>
BGP table version is 5232, local router ID is 10.9.7.13
Status codes: s suppressed, d damped, h history, * valid, > best, i internal, r RIB-
failure, S Stale, m multipath, b backup-path, f RT-Filter, x - best-external, a
additional-path, c RIB-compressed,
Origin codes: i - IGP, e EGP, ? - incomplete
RPKI validation codes: V valid, 1 invalid, N Not    found

     Network          Next Hop            Metric LocPrf Weight Path 0    100
 r>i 209.165.200.226/27        10.8.5.7                         0 i
 r> 209.165.201.30/27          10.2.7.9                    0             0 65001 i
DC-11

DC-llshow ip route 209.165.200.226
Routing entry for 209.165.200.22b/27
   Known via "oapf 1", distance 110, metric 20, type intra area Last update from
   10.0.5.5 on FastEthernetO/O, 01:13:27 ago Routing Descriptor Blocks;
   * 10.0.5.5, from 209.165.200.226, 01:13:27 ago, vis EthrenetO/5 Route metric is
       20, traffic share count is 1
DC-11
```

A customer network uses OSPFv2 and MP-BGP protocols A network administrator installs a new Cisco Nexus Switch in the data center but experiences a BGP RIB failure Which action solves the issue?

A. Change the administrative distance of OSPF to 220

B. Configure the route as a BGP backdoor

C. Use a filter list for OSPF to filter both routes

D. Implement next-hop-self

Answer: A

Explanation:

Question: 99

An engineer is implementing a new BGP peering in their new data center. The engineer set up the BGP session that peers with the remote end. As soon as the BGP peers attempt to exchange routing prefixes, one of the BGP peers drops the connection. After reviewing the configuration, the engineer reviews the logging messages. The engineer discovers that the router is missing keepalives from the remote end and terminates the session. Which action resolves the issue?

A. Set the bgp transport path-mtu-discovery attribute on both peers

B. Set the higher values for the BGP keepalive and hold-down timers on both peers

C. Configure the matching BGP AS numbers between the peers

D. Configure the matching BGP passwords between the peers

Answer: B

Explanation:

Question: 100

Refer to the exhibit.

```
switch!I show vpc consistency-parameters global
Legend
Type 1 : VPC will be suspended    in case of mismatch
Name                          Typo        Local  Value                    Peer Value
-------------------------------------------------------------------------------------------
Qos                            1    (lb [3b 11    - ii, i b ni      (lb 13], lb lb (bill
Network QoS (MTU)              1    (9216, 2240,   0, 0, 0, 0)      (9116, 2240, 0, 0, 0, 0)
Network QoS (Pause)            1    (F, T, F, F,   F, F)            (F, T, F, F, F, F)
Input Queuing (Bandwidth)      1    (50, 50, 0,   o, 0, 0)          (50, 50, 0, 0, 0, 0)
Input Queuing                  1    (F, F, F, F,   F, F)            (F, F, F, F, F, F)
(Absolute Priority)
Output Queuing (Bandwidth)     1    (50, 50, 0,   0. 0, 0)          (50, SO, 0, 0, 0, 0)
Output Queuing                 1    (F, F, F F,    F, F)            (F, F, F, F, F, F)
(Absolute Priority) STP Mode
                               1    Rapid-PVST                      Rapid-PVST
STP Disabled                   1    None                            None
STP MST Region Name            1
STP MST Region Revision        1
STP MST Region Instance        1
to VLAN Mapping STP
Loopguard                      1    Disabled                        Disabled
STP Bridge Assurance           1    Enabled                         Enabled
STP Port Type, Edge            1    Normal, Disabled                Normal, Disabled
BPDUFilter, Edge BPDUGuard          Disabled                        Disabled
STP MST Simulate PVST          I    Enabled                         Enabled
Allowed VLANs                       1,19,91,99,1 20,757-446         1,10,19-20,91,99,400-401
                                    451-486,499,  757,797           403,420,440,442,444
Loca1 suspended VLANs               120
```

The vPC neighborship between two switches is in suspended state. Which configuration change resolves the issue and brings up the vPC neighborship?

A. Change STP Port Type to Network on the peer switch

B. Enable Bridge Assurance on the local switches

C. Configure QoS MTU value of 9216 on the peer switch

D. Add VLAN 400-401 to the configuration on the local switch

Answer: C

Explanation:

Reference:

https://www.cisco.com/c/en/us/td/docs/switches/datacenter/nexus5000/sw/troubleshooting/guide/N5K_Troubleshooting_Guide/n5K_ts_vpc.pdf

Question: 101

Refer to the exhibit.

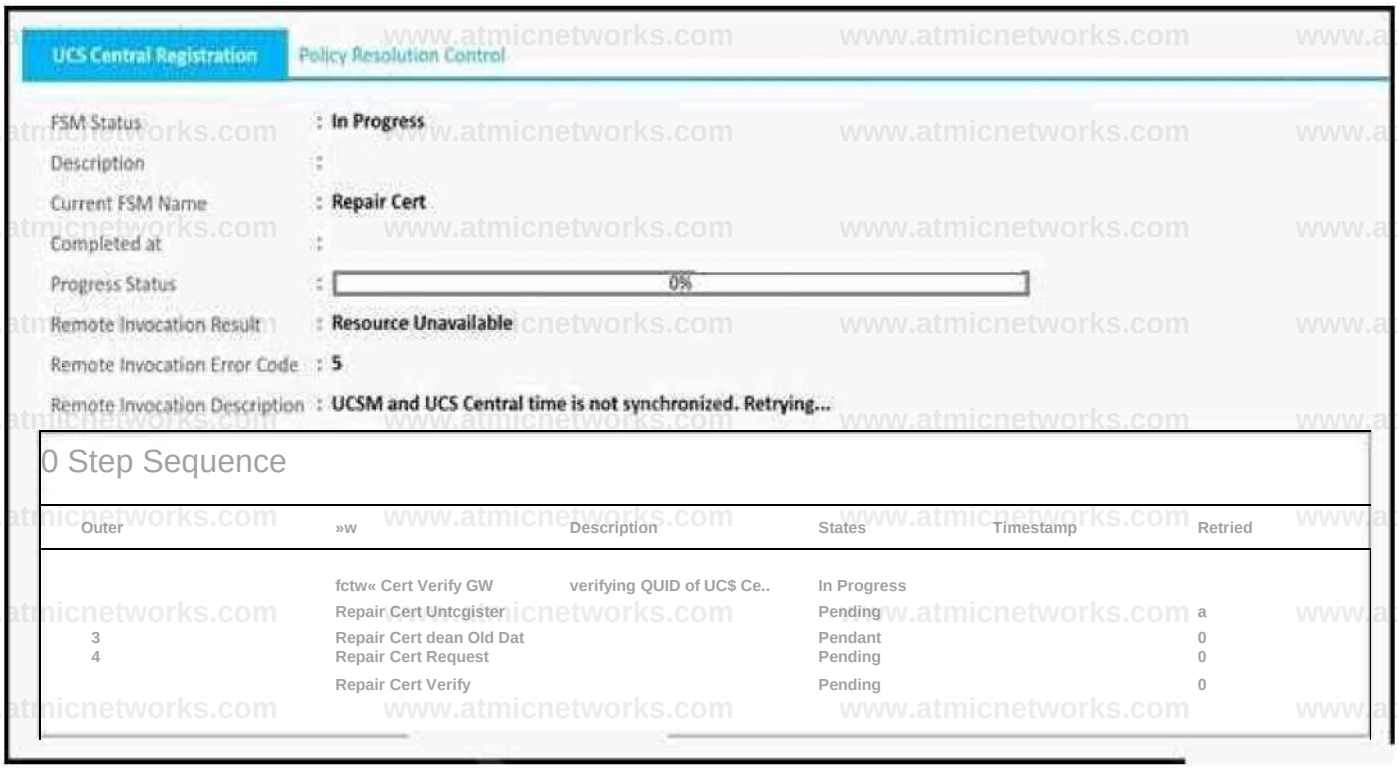

The integration between Cisco UCS Manager and Cisco UCS Central failed. Which action resolves the issue?

A. Implement the consistent NTP source between the appliances

B. Implement the connectivity between the appliances through a firewall

C. Configure the certificate between the appliances

D. Configure the shared secret key between the appliances

Answer: A

Explanation:

Question: 102

Refer to the exhibit.

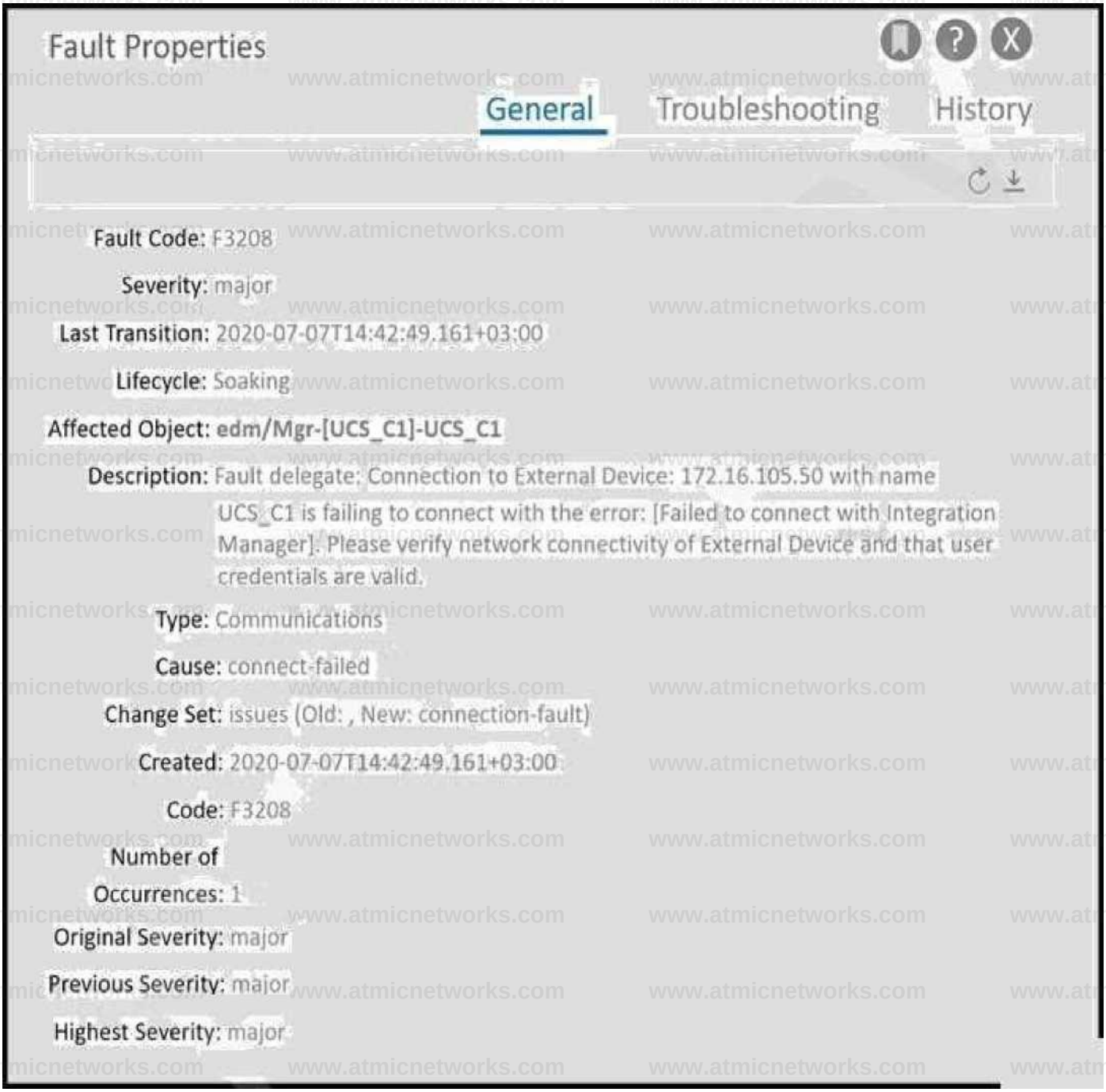

An engineer fails to implement a Cisco UCS Manager integration manager. The credentials and IP connectivity between Cisco APIC and UCS Manager are configured as expected. Which action resolves the issue?

A. Disable HTTP to HTTPS redirection in Cisco UCS Manager

B. Enable JSON API on the Cisco UCS Manager

C. Change the Integration Manager name to FQDN of the Cisco UCS Manager

D. Install ExternalSwitch app in the APIC controller

Answer: D

Explanation:

Reference: https://www.cisco.com/c/en/us/td/docs/switches/datacenter/aci/apic/sw/4-x/virtualization/Cisco-ACI-Virtualization-Guide-411/Cisco-ACI-Virtualization-Guide-411_chapter_01110.html

Question: 103

A network engineer experiences the error "DDR3_P1_B1_ECC" when upgrading Cisco UCS firmware. Which action resolves the issue?

A. Reset the DIMM

B. Reset the BMC firmware

C. Reflash the controller firmware

D. Reflash the DIMM

Answer: A

Explanation:

Question: 104

Refer to the exhibit.

Booting kickstart image: bootflash:/installables/switch/ucs-6100-k9-kickstart.4.1.2.N2.1.11.bin....Loader Version pr-1.3

loader> dir
bootflash:
lost+found
ucs-6100-k9-kickstart.4.1.3.N2.l.ll.bin
ucs-6100-k9-system. 4.1.3.N2.1.11.bin
sysdebug
chassis.img
nuova-sim-mgmt-nsg.0.1.0.001.bin
pnuos installabels mts.log vdc_2 vdc_3 vdc_4 distributables initial_setup.log tmp .tmp-kickstart .tmp-system

loader)

A Cisco UCS Fabric Interconnect fails during the upgrade process. The working images of the fabric interconnect are stored on the bootflash. Which set of commands recovers the fabric interconnect?

A. loader> dir

loader> boot ucs-6300-k9-kickstart.5.0.2.N1.3.02d56.bin

switch(boot)# init system

switch(boot)# reload

switch(boot)# load ucs-6300-k9-system.5.0.2.N1.3.02d56.bin

B. loader> dir

loader> boot ucs-6300-k9-kickstart.5.0.2.N1.3.02d56.bin

switch(boot)# copy ics-manager-k9.1.4.1k.bin nuova-sim-mgmt-nsg.0.1.001.bin

switch(boot)# boot ucs-6300-k9-system.5.0.2.N1.3.02d56.bin

C. loader> dir

loader> boot ucs-6300-k9-kickstart.5.0.2.N1.3.02d56.bin

switch(boot)# init system

switch(boot)# reload

switch(boot)# boot ucs-6300-k9-system.5.0.2.N1.3.02d56.bin

D. loader> dir

loader> boot ucs-6300-k9-kickstart.5.0.2.N1.3.02d56.bin

switch(boot)# copy ics-manager-k9.1.4.1k.bin nuova-sim-mgmt-nsg.0.1.001.bin

switch(boot)# load ucs-6300-k9-system.5.0.2.N1.3.02d56.bin

Answer: D

Explanation:

Question: 105

Refer to the exhibit.

www.atmicnetworks.com

```
Unable to change server power state-MC
Error(-20): Management controller cannot or
failed in processing
request(sam:dme:ComputePhysicalTurnup:Execute
)

[ help ]# power
OP:[ status ]
Power-State:                [ on ]
VDD-Power-Good:             [ active ]
Power-On-Fail:              [ inactive ]
Power-Ctrl-Lock:            [ unlocked ]
Power-System-Status:        [ Good ]
Front-Panel Power Button: [ Enabled ]
Front-Panel Reset Button: [ Enabled ]
OP-CCODE: [ Success ]
[ power ]#
```

An engineer monitors a Cisco UCS server logs and discovers a blade discovery issue. Which procedure resolves the issue?

A. 1. Verify the server power module.

2. Decommission the faulty module.

3. Insert a new power module.

4. Recommission the new module.

B. 1. Verify that server platform power is failed

2. Resolve the platform power issue.

3. Reboot the server.

4. Recommission the server.

C. 1. Verify the FSM status on the server.

2. Decommission the impacted server.

3. Reset the slot where the server is located.

4. Recommission the server.

D. 1. Verify that the power on self-test operation is failed.

2. Verify that the server firmware is corrupted.

3. Decommission the server firmware

4. Recommission the server with new firmware.

Answer: C

Explanation:

Reference: https://www.cisco.com/c/en/us/support/docs/servers-unified-computing/unified-computing-system/214047-troubleshooting-ucs-blade-discovery-issu.pdf

Question: 106

Refer to the exhibit.

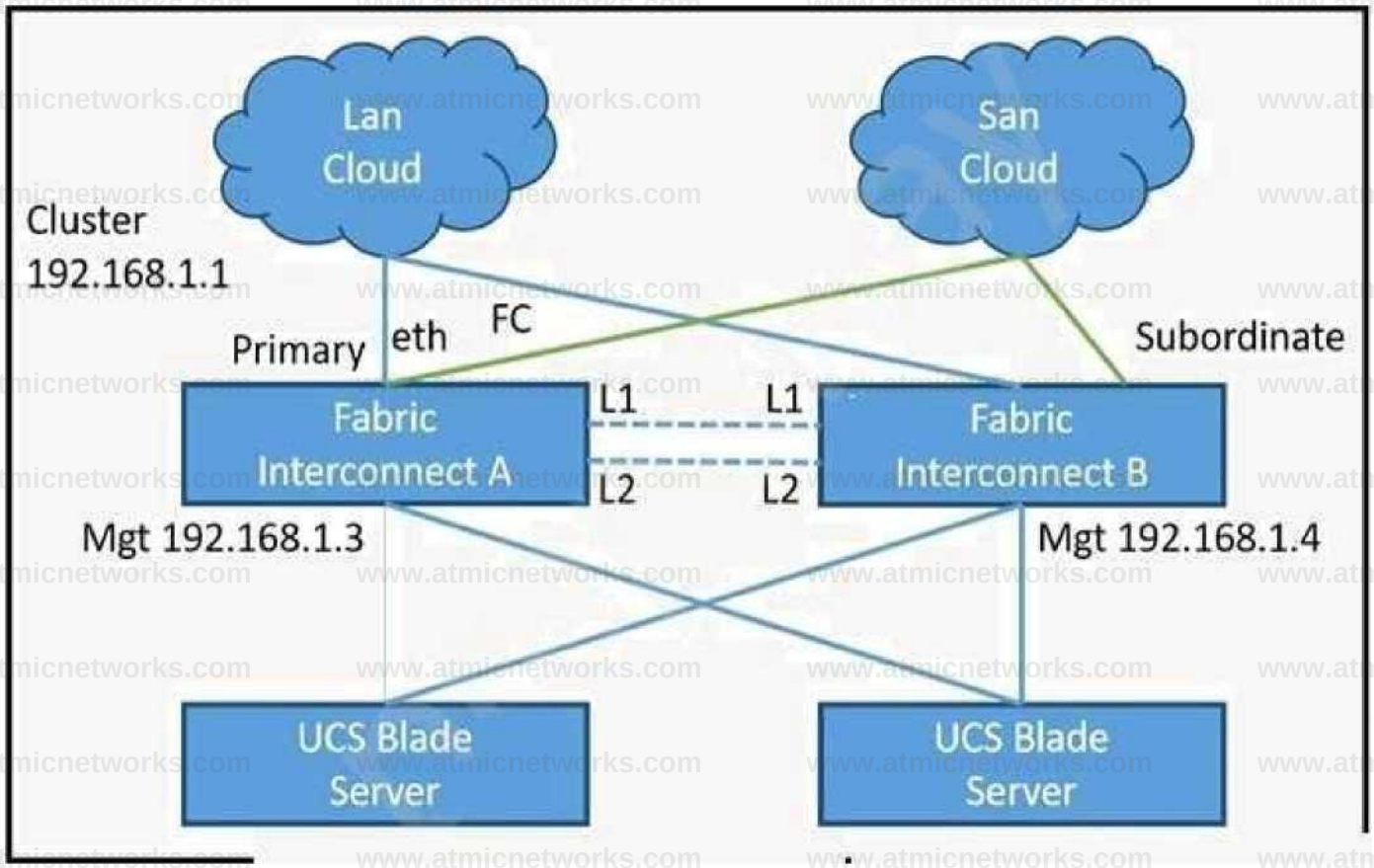

A network engineer finds one of the fabric interconnects offline when connecting L1 and L2 ports on both fabric interconnects. Which action resolves the issue?

A. 1. Connect to Fabric Interconnect B.

2. Verify the cluster status and HA election.

3. Validate Fabric Interconnect B hardware issues.

B. 1. Connect to Fabric Interconnect A.

2. Verify the cluster status and HA election.

3. Validate Fabric Interconnect A hardware issues.

C. 1. Connect Fabric Interconnect B and change the role to primary.

2. Reboot Fabric Interconnect B.

3. Add the Fabric Interconnect A as subordinate fabric to the cluster.

D. 1. Connect Fabric Interconnect B and execute “Erase configuration”

2. Reboot Fabric Interconnect B.

3. Add the subordinate Fabric Interconnect to the cluster.

Answer: D

Explanation:

Question: 107

Refer to the exhibit.

```
Booting kickstart image: bootflash:/nxos.7.0.3.l7.4.bin
Cardindex = 11056

Couldn't read file. Expected 392e9000 Got ffffffff
File does not exist, boot failed.

error: Vendor info. Expected 1024 Read-1

loader>
```

A network engineer upgrades the firmware of a Cisco Fabric Interconnect from boot flash. During the process, the fabric interconnect reboots and displays the message shown in the exhibit. Which action resolves the issue?

A. Remove the service pack and upgrade through the auto-install procedure

B. Reset the I/O module and install the firmware image from the boot flash

C. Boot the kickstart image from boot flash and load the system image

D. Reload the switch and boot the kickstart image from the TFTP server

Answer: D

Explanation:

Question: 108

Refer to the exhibit.

```
UCS-LAB-IC-1-A# connect adapter 1/1/1
adapter 1/1/1 # connect
No entry for terminal type "vt220";
using dumb terminal settings.

adapter 1/1/1 (top):1# attach-mcp
No entry for terminal type "vt220";
using dumb terminal settings.

vnic iSCSI Configuration:
-----------------------------

vnic_id: 5
          link_state: Up

       Initiator Cfg:
     initiator_state: ISCSI_INITIATOR_READY
initiator_error_code: ISCSI_BOOT_NIC_NO_ERROR
                vlan: 0
         dhcp status: false
                 IQN: iqn.2013-01.com.myserver124
             IP Addr: 10.68.68.2
         Subnet Mask: 255.255.255.0
             Gateway: 10.68.68.254

Target Cfg:
          Target Idx: 0
               State: INVALID
          Prev State: ISCSI_TARGET_GET_LUN_INFO
        Target Error: ISCSI_TARGET_GET_HBT_ERROR
                 IQN: iqn.1992-08.com.netapp:sn.1111111
             IP Addr: 10.78.78.20
                Port: 3260
            Boot Lun: 0
          Ping Stats: Success (8.112ms)
```

A Cisco UCS B-Series Blade Server is configured to boot from a shared storage via an iSCSI network. When a service profile is associated with the blade, the blade fails to attach the LUN. Which action resolves the issue?

A. Place VLAN 0 on the interface that connects to the storage

B. Register the blade as an initiator on the storage array

C. Implement a Layer 3 connection between the blade and the storage

D. Establish a Layer 2 connection between the blade and the storage

Answer: A

Explanation:

Reference: https://www.cisco.com/c/en/us/support/docs/servers-unified-computing/ucs-manager/116003-iscsi-ucs-config-00.html

Question: 109

Refer to the exhibit.

```
FI-A(nxos)# show int vfc 952
vfc952 is down (Error Disabled - VLAN L2 down on Eth interface)
Bound interface is Vethernet9155 Port description is server 1/5,
VHBA fcO Hardware is Ethernet Port WWN is 23:c2:00:de:fb:2b:e6:ff
Admin port mode is F, trunk mode is on snmp link state traps are
enabled Port vsan is 100 1 minute input rate 0 bits/sec, 0
bytes/sec, 0 frames/sec 1 minute output rate 0 bits/sec, 0
bytes/sec, 0 frames/sec 0 frames input, 0 bytes 0 discards, 0 errors
0 frames output, 0 bytes 0 discards, 0 errors
```

A network engineer is implementing a Cisco UCS environment. The environment consists of eight servers configured with the same service profile template and Windows 2012 installed. The VFC interfaces of five of these servers are showing the error shown in the exhibit. Which action resolves the issue?

A. Modify the vHBAs name in the storage connectivity policy

B. Configure upstream zoning

C. Decommission and recommission the servers

D. Modify the boot order in the boot policy

Answer: C

Explanation:

Question: 110

Refer to the exhibit.

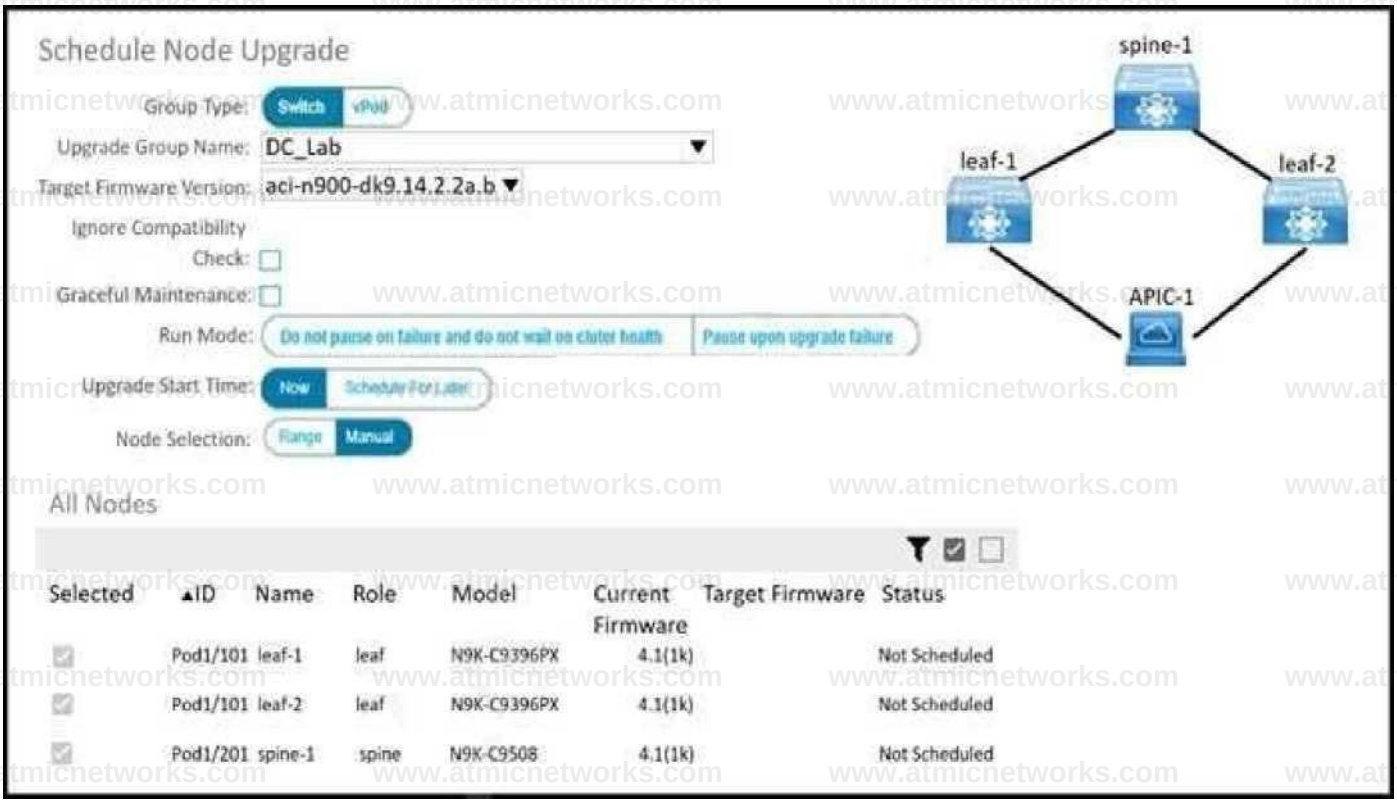

A client configures an upgrade of its Cisco Nexus switches that are connected to the Cisco ACI controller, such that the switches are upgraded one at a time. After the upgrade is run, it is discovered that both Cisco Nexus switches were upgraded simultaneously. Which two actions ensure that the switches upgrade one at a time? (Choose two.)

A. Configure the *Do not pause on failure and do not wait on cluster health" Run Mode

B. Choose the 'Pause upon upgrade failure" Run Mode

C. Select the "Graceful Maintenance" checkbox

D. Place each leaf switch in a different upgrade group

E. Check the Ignore Compatibility" checkbox

Answer: C, D

Explanation:

Reference:

https://www.cisco.com/c/en/us/td/docs/unified_computing/ucs/ts/guide/UCSTroubleshooting/UCSTroubleshooting_chapter_0100.html

www.atmicnetworks.com

Question: 111

Refer to the exhibit.

```
Test-5548-A# sh int fc2/12
sh int fc2/12 is down (NPV upstream port not available)
Hardware is Fibre Channel, SFP is short wave laser w/o OFC (SN)
Port WWN is 20:47:00:0d:ec:a4:3b:80
Admin port mode is F, trunk mode is off
snmp link state traps are enabled
Port vsan is 99
Receive data field Size is 2112
```

An engineer configures the server port on a Cisco Nexus 5000 Series Switch. The switch connects to an NPV edge switch port. The server fails to send the FC traffic to the fabric. Which action resolves the issue?

A. Enable the NPIV mode on the Cisco Nexus 5000 switch.

B. Match the VSAN membership on both ends of the connection.

C. Configure the BB_credit buffer on the uplink port.

D. Replace the SFP in slot fc2/12.

Answer: B

Explanation:

Question: 112

An engineer configures FCoE between a set of ESXi hosts and a Cisco Nexus 5000 Series Switch. The Converged Network Adapter of the host fails to receive the response from the Cisco Nexus device. Also, the VFC interface is in a down state and the FIP adapter fails to receive 802.1q tagged frames. The host interface is configured for VLAN trunking. Which action resolves the issue?

A. Activate the reception of Xoff pause frames from the server

B. Configure the UF link as a spanning-tree edge port

C. Enable the active STP port state on the bound Ethernet interface

D. Set the bound Ethernet trunk interface to non-FCoE native VLAN

Answer: B

Explanation:

Question: 113

The script fails to convert a JSON variable into a Python dictionary. Which action resolves the issue?

```
import yaml

json output = '''

    "totalcount": "26", "imdata": [

        "fvTenant": {
            "attributes" { "descr": "", "dn": "uni/tn-LuTest", "lcOwn": "local",
                "modTs": "2021-01-12T17:30:56.922+00:00",
                "monPolDn": "uni/tn-common/monepg-default", "name": "LuTest"
    "uid": "40546834" ) } } ]

json.loads(json_output)

--output omitted-
json.decoder.JSONDecodeError: -outputomitted-
```

A. Use a json.dumps(json_output) function

B. Define a json_output as a YAML object, yaml json_output

C. Fix the JSON syntax by modifying “attribures” to “attribures”:

D. Invoke a function yaml.loads(json._output ,decoder_”json”)

Answer: C

Explanation:

Question: 114

Refer to the exhibit.

```
bash-4.3# docker run -d -p 69:69/udp -it cisco/tftp
Unable to find image cisco/tftp:latest' locally
docker: Error response from daemon: Get ttps://registry-
1.docker.io/v2/: dial tcp: lookup registry-1.docker.io on
[::1]:53: dial udp [::1]:53: connect: cannot assign requested
address.
```

An engineer is experiencing a problem when running a Docker container inside the Cisco Nexus 9000 bash shell. Which action resolves the issue?

A. Add a new nameserver

B. Connect to bash as a different user

C. Change VRF to management

D. Configure the mgmt0 interface

Answer: A

www.atmicnetworks.com

Explanation:

Question: 115

Refer to the exhibit.

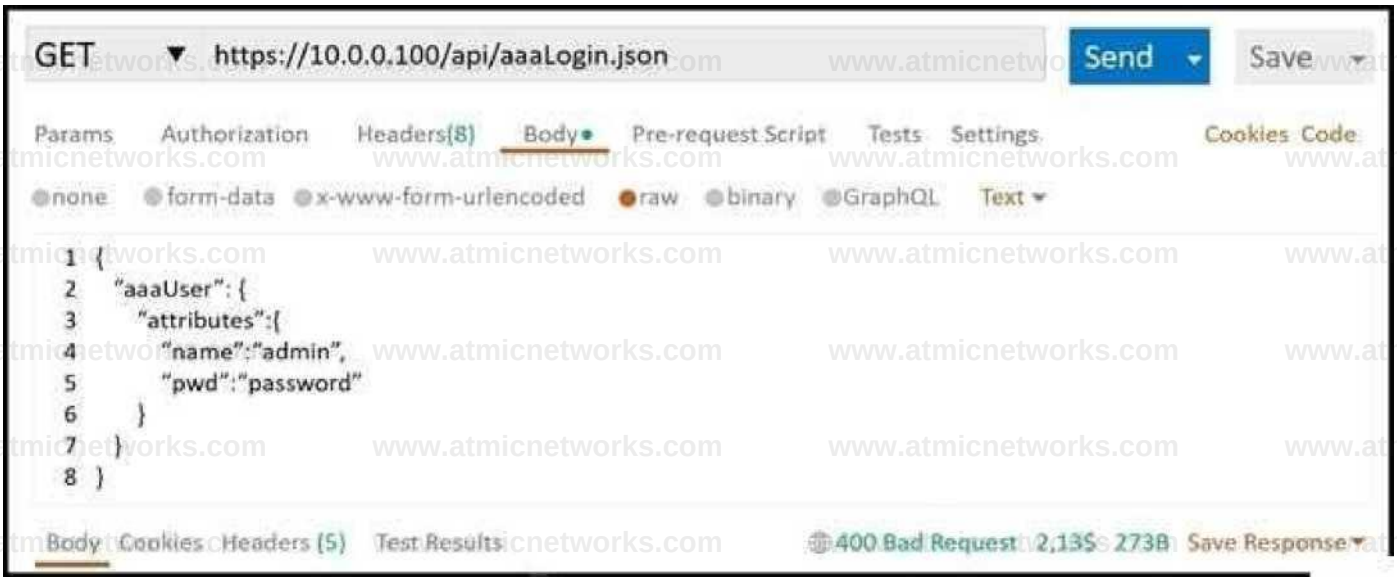

A Postman call to a Cisco APIC fails. The access credentials were confirmed to be configured as expected. Which action resolves the issue?

A. Change operation type to POST

B. Modify the protocol to HTTP

C. Change the IP address to a domain name

D. Modify the target protocol type to XML

Answer: A

Explanation:

www.atmicnetworks.com

Question: 116

Refer to the exhibit.

```
N9K-1(config)# show scheduler schedule
Schedule Name       : copy_run
---------------------------
User Name           : admin
Schedule Type       : Run every 0 Days 24 Hrs 0 Mins
Start Time          : Sun Jun 28 13:40:41 2020
Last Execution Time : Sun Jun 30 13:40:41 2020
Last Completion Time: Sun Jun 30 13:40:42 2020
Execution count     : 2
----------------------------------------------
        Job Name            Last Execution Status
----------------------------------------------
save_cfg_every_day                Failed (1)
==============================================================

N9K-1(config)# show scheduler logfile
Job Name      : save_cfg_every_day              Job Status: Failed (1)
Schedule Name : copy_run                              User Name : netdevops
Completion time: Sun Jun 29 13:40:42 2020
=================================== Job Output ===================================
'copy running-config ftp://172.16.1.5/N9K-1_config_2020-06-29-13.40.41 vrf
management'
ftp: bad context 0
==================================================================================
Job Name      : save_cfg_every_day              Job Status: Failed (1)
Schedule Name  : copy_run                             User Name : netdevops
Completion time: Sun Jun 30 13:40:42 2020
=================================== Job Output ===================================
'copy running-config ftp://172.16.1.5/N9K-1_config_2020-06-30-13.40.41 vrf
management'
ftp: bad context 0
==================================================================================

N9K-1(config)# show scheduler job
Job Name: save_cfg_every_day
----------------------------
copy running-config ftp://172.16.1.5/$(SKITCHNAME)_config_$(TIMESTAMP) vrf
management

==============================================================
```

The scheduler was configured to save the running-config automatically daily. However, the scheduler is returning the error presented. Which action resolves the issue?

A. Reconfigure the scheduler using the admin user
B. Use the kstack attribute for copying the configuration file

C. Remove vrf management from the command

D. Change the file transfer protocol to TFTP in scheduler job

Answer: D

Explanation:

Question: 117

Refer to the exhibit.

```
MDS-Core(config)# role name FSPF_Admin
MDS-Core(config-role)# rule 1 deny config
MDS-Core(config-role)# rule 2 permit config feature fspf
```

RBAC is configured on the MDS switch for a new SAN administrator engineer to work on the FSPF configuration. However, after the configuration is applied the engineer who was assigned the FSPF_Admin role cannot perform any configuration changes. Which action resolves the issue?

A. Write rule 2 before rule 1

B. Remove rule 1 from the role

C. Configure the switch license for RBAC

D. Reload the switch

Answer: A

Explanation:

Question: 118

Refer to the exhibit.

switch# show port-security database active				
VSAN	Logging-in Entity	Logging-in Point	(Interface)	Learnt
1	21:00:00:e0:8b:06:d9:ld(pwwn)	20:Od:00:05:30:00:95:de(fcl/1)	Yes	

(Total 1 entries]

An engineer must strictly enforce the port security configuration database in the Fibre Channel fabric. A new device has been connected to the Fibre Channel storage interface that was configured for port security. The port security was enabled for the VSAN that the port belongs to. Despite the configuration, the rogue devices can log into the fabric. Which action resolves the issue?

A. Commit the active database with the port-security database copy vsan 1 command

B. Disable auto learn in VSAN 1 with the no port-security auto-learn vsan 1 command

C. Disable CFS distribution with the no port-security distribute vsan 1 command

D. Commit the changes with the port-security commit copy vsan 1 command

Answer: B

Explanation:

Question: 119

Refer to the exhibit.

```
n7k-l(config)# no role feature-group name test_feature_groupl ERROR:
Feature group is in use. Can't remove the feature group n7k-l(config)I
show role | egrep role:|feature-group
    1 permit read-write feature-group                    testfeature
n7k-l(config)I
```

A network administrator must delete a feature group from a Cisco Nexus 5000 Series Switch. Which action resolves the issue?

A. Detach the associationwith the no rule command within the role configuration mode

B. Detach the associationwith the no role command within the feature-group configuration mode

C. Detach the associationwith the no rule command within the feature-group configuration

D. Detach the associationwith the no role command within the role configuration mode

Answer: B

Explanation:

Question: 120

Refer to the exhibit.

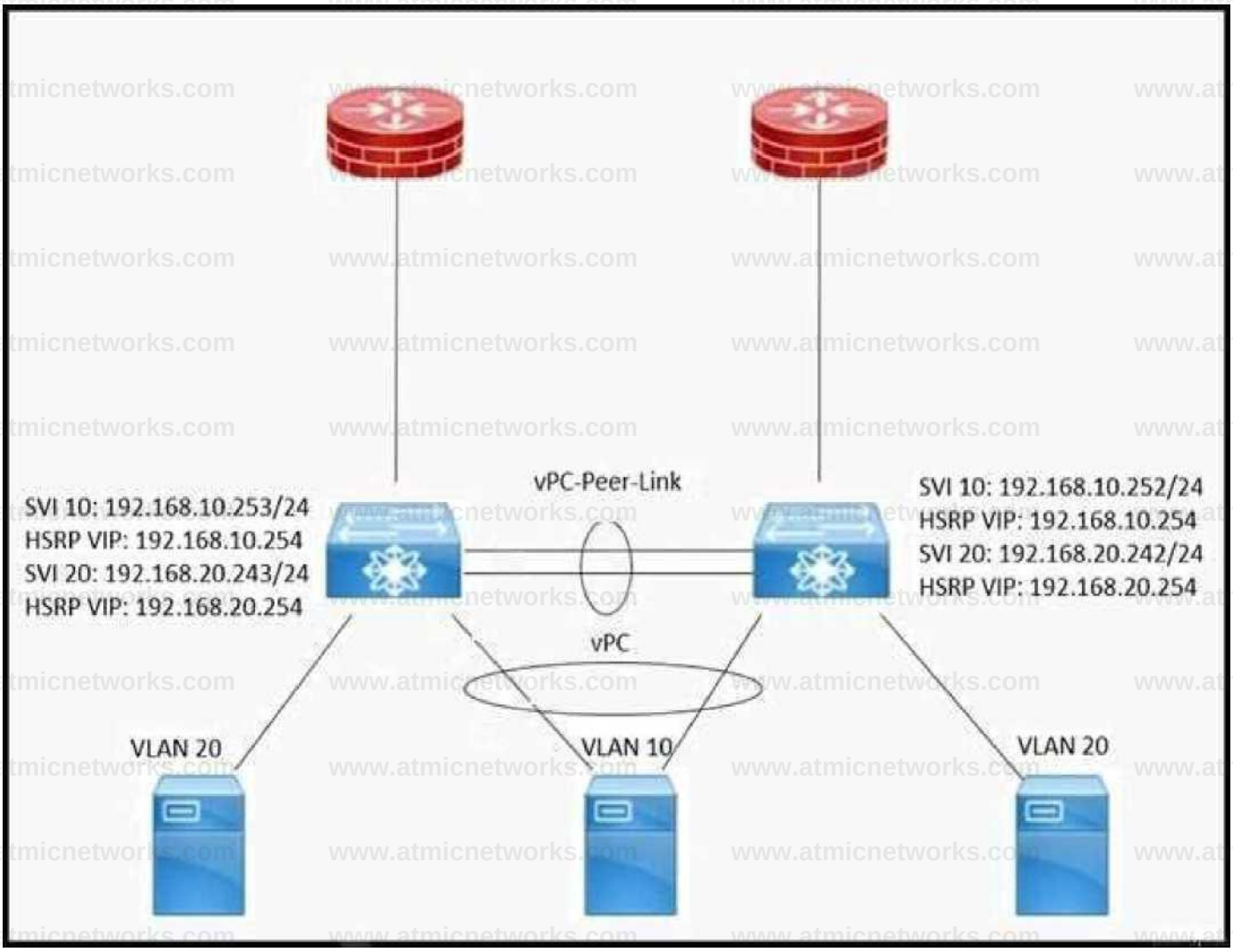

An engineer discovers that if the vPC peer link goes down, half of the devices in VLAN 20 experience connectivity issues with the external networks Which action resolves the issue?

A. Configure a dedicated Layer 3 link between vPC peers

B. Allow non-vPC VLANs on a second trunk between the two vPC peers

C. Add the non-vPC SVIs in the dual-active exclude VLAN list

D. Exclude the non-vPC VLANs from vPC peer link

Answer: C

Explanation:

Reference:
https://www.cisco.com/c/dam/en/us/td/docs/switches/datacenter/sw/design/vpc_design/vpc_best_practices_design_guide.pdf

Question: 121

Refer to the exhibit.

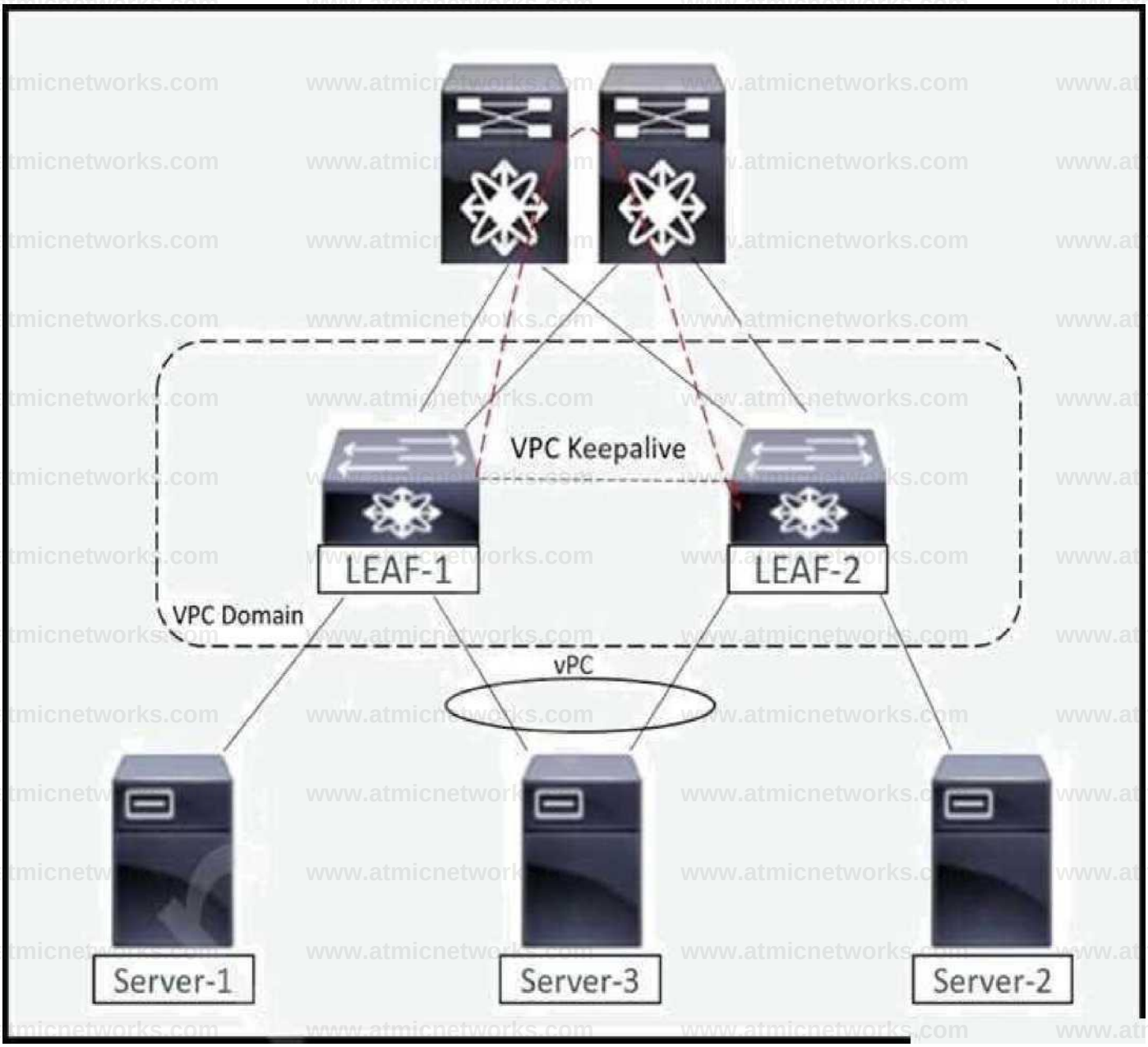

An engineer is troubleshooting the connectivity between Server-1 and Server-2. Which action resolves the connectivity issue?

A. Enable BGP advertise pip feature on both leaf switches

B. Configure the same source IP address on NVE and virtual peer link on leaf switches

C. Classify CFS messages for strict priority queue on spine switches

D. Change all ports on spine switches as port-type fabric

Answer: C

Explanation:

Reference: https://www.cisco.com/c/en/us/td/docs/dcn/nx-os/nexus9000/101x/configuration/vxlan/cisco-nexus-9000-series-nx-os-vxlan-configuration-guide- release-101x/m_configuring_vpc_multihoming.pdf

Question: 122

DRAG DROP

A Cisco Nexus 9000 Series Switch crashes and fails to boot. An engineer must recover the switch and investigate the issue. The switch uses 172.20.50.213/24 IP address for management and its default gateway is 172.20.50.254. Drag and drop the steps for recovering the Cisco Nexus 9000 Series Switch from the left onto the right. Not all steps are used.

Select and Place:

Answer:

Explanation:

Question: 123

DRAG DROP

Drag each item listed on the left to its proper category on the right Not all items will fit the categories.



Answer:

Explanation:

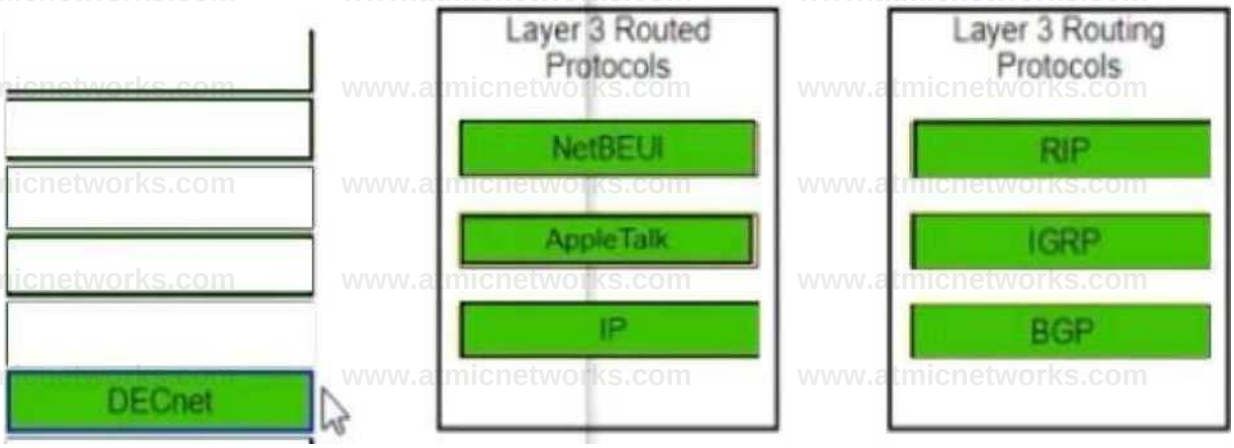

Question: 124

Refer to the exhibit.

```
hostname N9K-1
ip access-list OSPF
10 deny ip 10.10.1.0 0.0.0.3 any
20 deny ip 224.0.0.5/32 any
30 deny ip 224.0.0.6/32 any
interface Ethernet1/1
no switchport
ip address 10.10.1.1/30
no shutdown
router ospf DC
router-id 10.10.1.1
```

```
hostname N9K-2
ip access-list OSPF
10 deny ip 10.10.1.0 0.0.0.3 any
20 deny ip 224.0.0.5/32 any
30 deny ip 224.0.0.6/32 any
interface Ethernet1/1
no switchport
ip access-group OSPF in
ip address 10.10.1.2/30
no shutdown
router ospf DC router-id
10.10.1.2
```

A client reports that the routing protocol neighborship fails to start between two Cisco Nexus switches, N9K-1 and N9K-2. Which action resolves the issue?

A. Add OSPF routing configuration to interface e1/1 on both Cisco Nexus switches

B. Configure a unicast access list to allow the negotiation between N9K-1 and N9K-2

C. Configure a multicast access list to allow the negotiation between N9K-1 and N9K-2

D. Add MTU configuration to interface e1/1 on both Cisco Nexus switches

Answer: B

Explanation:

Question: 125

What does this adapter output indicate?

adapter 1/6/1 (fls): 2# lunlist 9

vnic: 9 lifid: 6

- FLOGI State : flogi est (fc_id Oxac0e04)
- PLOGI Sessions
- WWNN 50:0a:09:83:8d:53:43:44 WWPN 50:0a:09:83:8d:53:43:44 fc_id 0x000000
- LUN's configured (SCSI Type, Version, Vendor, Serial No.)
- LUN ID: Ox0000000000000000 access failure
- REPORT LUNs Query Response
- Nameserver Query Response
- WWPN: 54:b1:6a:94:64:3e:73:44

A. The configured initiator LUN ID does not match the configured target LUN ID

B. The target device configuration does not allow the initiator to access the LUN

C. The port types between the target and initiator are incorrectly configured

D. The target of the configured zone does not match the target of the configured boot order

Answer: D

Explanation:

Question: 126

Refer to the exhibit.

```
switch# configure terminal
switch(config)# scheduler job name backup-cfg
switch(config-job)# cli war name timestamp $(TIMESTAMP) ;copy runningconfig
bootflash:/$(SWITCHNAME)-cfg.$ (timestanp) /copy
bootflash:/$(SWITCHNAME)-cfg.$(timestamp) tftp://10.10.10.5/ vrf management
switch(config-job)# end switch(config) #

switch# configure terminal
switch(config)# scheduler schedule name daily
switch(config-if)# job name backup-cfg
switch(config-if) # end
switch(config)*
```

The job fails to run. Which action resolves the issue?

A. Configure an NTP server

B. Add a start time to the script

C. Renew the feature license

D. Enable the feature required

Answer: B

Explanation:

Question: 127

Refer to the exhibit.

```
N9K# show interface vfc2
vfc2 is trunking
    Bound interface is Ethernet 101/1/2
    ...
    Port mode is TF
    Port vsan is 102
    Trunk vsans (admin allowed and active) (102)
    Trunk vsans (up)                       ()
    Trunk vsans (isolated)                 ()
    Trunk vsans (initializing)             (102)
    ...
N9K# show lldp interface 101/1/2
Interface information:
    Enable (tx/rx/dcbx): Y/Y/Y   Port Mac address: ca:e9:f5:21:c2:0d
N9K#
```

The FCoE traffic fails to traverse the vfc2 interface. The VSAN 102 is configured for vfc2. Which action resolves the issue?

A. Enable LLDP on the interface vfc2

B. Activate DCBX on the N9K switch

C. Activate DCBX on the interface e101/1/2

D. Enable LLDP on the neighbor switch

Answer: D

Explanation:

Question: 128

Refer to the exhibit.

The FCoE traffic fails to traverse the vfc2 interface. The VSAN 102 is configured for vfc2. Which action resolves the issue?

A. Enable LLDP on the interface vfc2

B. Activate DCBX on the N9K switch

C. Activate DCBX on the interface e101/1/2

D. Enable LLDP on the neighbor switch

Answer: D

Explanation:

Question: 129

A network engineer finds an error that says, "BIOS failed power-on self-test." When the engineer checks the console, they discover that the Cisco UCS Blade firmware upgrade process stopped at the "Configuring and testing memory" stage.

Which set of actions resolves the issue?

A. 1. Add the CIMC firmware on a server.

2. Initialize the CIMC firmware on a server.

B. 1. Update the BIOS firmware on a server.

2. Activate the BIOS firmware on a server

C. 1. Create a new host firmware package.

2. Assign the host firmware package to the service profile template.

D. 1. Upgrade the firmware on an adapter.

2. Enable the firmware on an adapter.

Answer: B

Explanation:

Question: 130

Refer to the exhibit.

```
zoneset name ESX vsan 10 zone name ESX01_B vsan 10 * fcid OxOlOaOe [pwwn 20:00:00:25:b5:aa:41:ba] fcid 0x840001 [pwwn
52:4a:93:7e:47:ld:ce:02] fcid 0x840021 [pwwn 52:4a:93:7e:47:ld:ce:06] VSAN 10: FCID TYPE PWWN    (VENDOR)        FC4-
TYPE:FEATURE
0x840041      N   52:4a:93:7e:47:ld:ce:04                    scsi-fcp:target
0x840061      N   52:4a:93:7e:47:ld:ce:08                    scsi-fcp:target
OxOlOaOe      N   20:00:00:25:b5:aa:41:ba                    scsi-fcp:init
VSAN 20:
FCID TYPE PWWN                (VENDOR)     FC4-TYPE:FEATURE
0x840001 N        52:4a:93:7e:47:ld:ce:02                    scsi-fcp;target
0x840021 N        52:4a:93:7e:47;ld:ce:06                    scsi-fcp:target
FI-A /org/service-profile • vHBA: Name: vHBAl Fabric ID: B
        Dynamic WWPN: 20:00:00:25:B5:BB:41:BA
        Equipment; sys/chassis-l/blade-l/adaptor-l/host-fc-1 Template Name: vHBA_SAN_B
        Oper Nw Tempi Name: org-root/*an-conn-templ-vH0A_SANB Adapter Policy: Windows Oper Adapter Policy: org-root/fc-
        profile-Windows
vHBA Template:
        Name                    Type                    Fabric ID

vHBA_SAN_B                      Updating Template B
FI-B(nxos)I
```

INTERFACE VSAN	FCID	PORT NAME	NODE NAME	EXTERNAL
Vfc2981 10	OxOlOaOe	20:00:00:25:b5:bb:41:ba	20:00:00:25:b5:a4:00:c9	San-polll

A blade that is connected to FI-B fails to boot from a SAN LUN. The boot policy is configured to boot by using vHBA1 as the SAN Primary. Which set of actions resolves the issue?

A. • Set ESX01_B zone to VSAN 20.

• Create a new vHBA and assign VSAN 20.

B. • vHBA1 to VSAN 20 in Service Profile.

• VMware Adapter Policy on vHBA1.

C. •Apply VMware Adapter Policy on vHBA1

• Change vHBA1 to VSAN 20 in Service Profile

D. • Set ESX01 B zone to VSAN 20.

• Change vHBA1 to VSAN 20 in Service Profile

Answer: D

Explanation:

Question: 131

Refer to the exhibit.

```
GET
https://172.16.10.1/api/mo/uni.xml?rsp-subtree=modified
<fvTenant name="Test1" />

Response:
<imdata>
  <fvTenant childAction="deleteNonPresent"
    descr="" dn="uni/tn-Test1"
    lcOwn="local" modTs="2019-08-26T18:27:11.408+00:00"
    monPolDn=""
    name="Test1" ownerKey="" ownerTag="" rn="" status="created" uid="15374">
    <fvRsTenantMonPol
      childAction="deleteNonPresent" forceResolve="no" lcOwn="local"
      modTs="2019-08-26T18:27:11.408+00:00"
      monPolDn="" rType="mo" rn="rsTenantMonPol"
      state="unformed" stateQual="none" status="created"
      tCl="monEPGPol" tContextDn="" tDn="" tRn=""
      tType="name" tnMonEPGPolName="" uid="0" />
  </fvTenant>
</imdata>
```

An engineer performs a POST operation using REST API on the Cisco Nexus switch to retrieve a managed object, but the operation fails. Which configuration resolves the issue?

A. https://172.16.10.1/api/node/mo/uni/tn-Test1.xml? rsp-subtree=full&rsp-prop-include=config- only

B. icurl -k-v https:// 172.16.10.1/api/node/mo/uni/tn-Test1.xml? rsp-subtree=modified=config-only

C. https:/ 172.16.10.1/api/node/mo/uni/tn-Test1.xml? rsp-subtree=modified=config-only

D. icurl -k -v https://172.16.10.1/api/mo/uni.xml?rsp-subtree=no<fv Tenant name="Test1" />

Answer: A

Explanation:

Question: 132

Refer to the exhibit.

```
(venv) [user@localhost ~]$
(venv) [user@localhost ~]$ curl -k -X GET \
> https://sandboxapicdc.cisco.com/api/node/class/
topology/pod-1/topSystem.json\
```

The cURL command fails to complete. Which action resolves the problem?

A. Remove ".json\" from the URL.

B. Include -p "password" in the command.

C. Add -H "X-Auth-Token" to the command.

D. Change ".json" to ".xml" at the end of the URL.

Answer: B

Explanation:

Question: 133

Refer to the exhibit. A blade that is connected to FI-A fails to boot from a SAN LUN. The boot policy is configured to boot by using vHBA0 as the SAN Primary. Which action resolves the issue?

A. Change Adapter Policy to VMWare on vHBA0

B. Change vHBA0 to VSAN 11 in Service Profile

C. Configure vHBA_SAN_A zone to VSAN 10

D. Set VSAN to 11 in vHBA_SAN_

Answer: C

Explanation:

Question: 134

Refer to the exhibit.

A certificate is implemented on the security configuration on the Cisco ACI controller. A customer receives a "Connection Not Secure" error in a browser every time the customer logs in to the Cisco APIC GUI. Which action resolves the issue?

A. Include a private key with the certificate.

B. Use a browser that supports keys of 2048 bits.

C. Configure a corporate certificate authority for the certificate.

D. Add a 1536-bit key to the APIC GUI.

Answer: B

Explanation:

Question: 135

Refer to the exhibit.

A certificate is implemented on the security configuration on the Cisco ACI controller. A customer receives a "Connection Not Secure" error in a browser every time the customer logs in to the Cisco APIC GUI. Which action resolves the issue?

A. Include a private key with the certificate.

B. Use a browser that supports keys of 2048 bits.

C. Configure a corporate certificate authority for the certificate.

D. Add a 1536-bit key to the APIC GUI.

Answer: B

Explanation:

Question: 136

Refer to the exhibit.

```
switch* show scheduler logfile
Job Name : back-cfg Job Status: Failed (1)
Schedule Name : daily User Name : operator
Completion time: Fri Jan 1 1:00:01 2019
------------------------------- job output ---------------------------------
'cli var name tinestasp 2019-01-01-01.00.00'
'copy running-config bootflash:/$(HOSTNAME)-cfg.$(timestamp)'
 copy bootflash:/switch-cfg.2019-01-01-01.00.00 tftp://10.10.10.5/ vrf managemen
copy: cannot access file '/bootflash/switch-cfg.2019-01-01-01.00.00'
```

```
Job Name : back-cfg Job Status: Success (0) Schedule Name : daily User Name : admin
Completion time: Fri Jan 2 1:00:01 2019  ------------------------------------- job
output -------------------------- 'cli var name timestamp 2019-01-02-01.00.00' 'copy
running-config bootflash:/switch-cfg.2019-01-02-01.00.00* 'copy bootflash:/switch-
cfg.2019—01-02-01.00.00 tftp://10.10.10.5/ vrf management

Connection to Server Established. ( ] O.SOKBTrylng to connect to tftp server
[♦♦♦♦*♦ ] 24.50KB
TFTP put operation was successful
```

The scheduler job fails to run. Which action resolves the issue?

A. Change the file name.

B. Configure the authentication credentials.

C. Change the TFTP server address.

D. Configure the RBAC authentication.

Answer: A

Explanation:

Question: 137

Refer to the exhibit A network administrator must provide Bash shell access to the support team for all of the Cisco Nexus 9000 Series Switches. The newly created user that is named "bashusers" fails to access the Bash shell. Which action resolves the issue?

A. Associate bashusers with the Cisco NX-OS vdc-admin role and activate the nxapi feature.

B. Associate bashusers with the Cisco NX-OS dev-ops role and activate the bash-shell feature.

C. Associate bashusers with the Cisco NX-OS network-admin role and activate the guestshell feature.

D. Associate bashusers with the Cisco NX-OS network-operator role and activate the bash-shell feature.

Answer: B

Explanation:

Question: 138

Refer to the exhibit.

```
N7K-SITE1-OTV2# show otv site

Dual Adjacency State Description
    Full      - Both site and overlay adjacency up
    Partial   - Either site/overlay adjacency down
    Down      - Both adjacencies are down (Neighbor is down/unreachable)
    (!)       - Site-ID mismatch detected

Local Edge Device Information:
    Hostname N7K-SITE1-OTV2
    System-ID 5087.89ab.beee
    Site-Identifier 0002.0002.0001
    Site-VLAN 61 State is Up
    Site-VLAN-Cfg 1
    Site-VNI 0
Site Information for Overlay1:
Local device is not AED-Capable (No Overlay Remote Adjacency up)
Neighbor Edge Devices in Site: 1

Hostname                System-ID        Adjacency-       Adjacency-   AED-
                                         State            Uptime       Capable
(null)                  5087.89ab.dead   Partial           00:39:10     No


N7K-SITE1-OTV2# show otv isis adjacency
OTV-IS-IS process: default VPN: Overlay1
OTV-IS-IS adjacency database:
System ID       SNPA            Level  State  Hold Time  Interface Site-ID
N7K-SITE1-OTV1  5087.89ab.dead  1      INIT   00:00:56   Overlay1 0002.0002.0001
N7K-SITE2-OTV1  5087.89ab.1a41  1      UP     00:00:53   Overlay1 0002.0002.0002
N7K-SITE2-OTV2  5087.89ab.1a44  1      UP     00:01:00   Overlay1 0002.0002.0002
```

The OTV overlay is deployed in multicast mode. After an unexpected reload of N7K-SITE1-OTV1, the network administrator observed that on N7K-SITE1-OTV2 the OTV site adjacency went into the partial state. Which action resolves the issue?

A. Configure the Site-Identifier on N7K-SITE1-OTV1 to 0002.0002.0002.

B. Enable IP IGMP version 3 on the join interface on N7K-SITE1-OTV1.

C. Change the Site-VLAN on N7K-SITE1-OTV2 to VLAN 1.

D. Modify the multicast data-group on N7K-SITE1-OTV1 to match N7K-SITE1-OTV2.

Answer: B

Explanation:

Question: 139

An FSM failed during an uparade with the auto-install feature enabled. The engineer must remove the service pack from the subordinate fabric interconnect (FI) to recover the Fls. Which set of commands resolves the issue?

A. UCS-A# scope org

UCS-A/org # scope fw-infra-pack default

UCS-A /org/fw-infra-pack # set infra-bundle-version ""

UCS-A/org/fw-infra-pack* # commit-buffer

B. UCS-A# scope fabric-interconnect b

UCS-A# /fabric-interconnect # remove service-pack

UCS-A# /fabric-interconnect* # commit-buffer

C. UCS-A# scope org

UCS-A/org # scope fw-infra-pack default

UCS-A /org/fw-infra-pack # set infra-bundle-version

UCS-A# /fabric-interconnect # remove service-pack security

UCS-A# /fabric-interconnect* # commit-buffer

D. UCS-A# scope fabric-interconnect b

UCS-A# /fabric-interconnect # remove service-pack security

UCS-A# /fabric-interconnect* # commit-buffer

Answer: D

Explanation:

Question: 140

Refer to the exhibit.

SW-1

Miuail show harp

Vlanl3 - croup 13 IMV-V1) (IPv4)

Local atata la Active, priority M (Cfgod 00), say precast forwarding throahold(for vK), lower: 1 upper: *0

■ellotlne 3 aac. holdtine 10 sac

Authentication teat *clecol23“

Virtual sac addreaa la 0000 OcO? abOd (Default MAC} 10 atata changer, laat atata change never It redundancy nano la harp-Vlanl)-13 (default)

SW-2 Interface vlanl3 no ip redirect# ip addreaa 10 02 02 2/24 harp 13 no proea^t priority 00 ip 10 02 02 1 no abutdown

A recent configuration change removes the HSRP adjacency between the SW-1 and SW-2 Cisco Nexus switches. The change causes the servers on this subnet to lose Internet access. Which action restores the connectivity of all servers on VLAN 13?

A. Disable HSRP IP redirects on SW-1.

B. Set the HSRP priority to 70 on SW-1.

C. Activate HSRP preempt on SW-2.

D. Set the HSRP password on SW-2.

Answer: C

Explanation:

Question: 141

"A network engineer troubleshoots an issue at a Cisco data center environment with these conditions:

- The data center has Cisco Nexus 9000 Series Switches running the vPC setup.
- The gateway of the servers is an HSRP IP address between the VLAN interfaces configured on both Cisco Nexus switches.
- Some of the client application servers are implementing fast-path forwarding for the return traffic.
- Those servers are sending the return traffic to the VLAN interface MAC address instead of the HSRP MAC address.

The network engineer discovers that some traffic is dropped because it passes the vPC peer link to be forwarded out the vPC interface. What must be configured on the vPC switches to resolve the issue?

A. peer-switch

B. peer-gateway

C. arp synchronize

D. spanning-tree

Answer: B

Explanation:

Question: 142

Refer to the exhibit.

```
n7k-l| show ip ospf neighbors OSPF Process ID 1 VRF default Total number of
neighbors: 2 Neighbor ID    Pri   State
198.18.5.1          1  EXSTART/BDR
128.0.0.3           1  FULL/BDR          Up Time Address          Interface
                                         00:00:11 198.18.5.1      Eth2/1
                                         01:01:04 198.18.6.2      Eth2/2
```

A network engineer configures OSPF protocol between two Cisco Nexus 7000 Series Switches. The OSPF neighbors fail to synchronize OSPF databases. Which action resolves the issue?

A. Match the OSPF area between the two devices.

B. Configure the IP addresses of the interface in the same subnet.

C. Change the OSPF area type to 2 on n7k-1.

D. Set the same MTU values on both sides of the link.

Answer: D

Explanation:

Question: 143

Refer to the exhibit.

```
Router#show ip ospf database router
OSPF Router with id(10.254.6.3) (Process ID 10)
Displaying Router Link States(Area 0.0.0.0)
LS age: 1376
Options: (No TOS-capability)
LS Type: Router Links
Link State ID: 192.168.19.23
Advertising Router: 192.168.19.23
LS Seq Number: 800070A3
Checksum: 0x5C91
Length: 96
AS Boundary Router
155   Number of Links: 4
Link connected to: another Router (point-to-point)
(link ID) Neighboring Router ID: 10.254.6.3
(Link Data) Router Interface address: 192.168.19.23
Number of TOS metrics: 0
TOS 0 Metrics: 0
```

A network engineer is implementing a pair of Cisco Nexus 9000 Series Switches. During the OSPF configuration, the engineer discovers unstable routing in the network. The investigation shows flapping routes after the new switches were introduced. Which set of actions resolves the issue?

A. Configure a new IP address on the Ethernet interface toward the OSPF neighbor. Clear the OSPF neighbor.

B. Configure a new IP address on the Ethernet interface toward the OSPF neighbor. Clear the OSPF process.

C. Configure a new OSPF priority on the Ethernet interface toward the OSPF neighbor. Clear the OSPF neighbor.

D. Configure a new IP address on the Loopback interface for the OSPF process. Clear the OSPF process

Answer: A

Explanation:

Question: 144

Refer to the exhibit.

```
fid-mgmt-Al show cluster state
Cluster Id: 0xfe92119409cflll-0x81a200defbec3111
 A: UP, PRIMARY B: UP, SUBORDINATE

 ficl-mgnt-A(nxos)I show fex 1 detail | exclude Down FEX: 1
Description: FEX0001 state: Online
    Pinning-node: static Max-links: 1 Fabric port for control traffic:
    Ethl/4 FCoE Admin: false FCoE Oper: true
    FCoE FEX AA Configured: false
    Fabric interface state:
       Ethl/1 - Interface Up. State: Active
       Ethl/2 - Interface Up. State: Active
       Ethl/3 - Interface Up. State: Active
       Ethl/4 - Interface Up. State: Active
    Fex Port          State Fabric Port
      ^ Ethl/1/1 Up Ethl/1

 Ethl/1/3     up        Ethl/1
 Ethl/1/5     Up        Ethl/2
 Ethl/1/7     Up        Ethl/2
 Ethl/1/9     Up        Ethl/3
Ethl/1/11     up        Ethl/3
Ethl/1/13     Up        Ethl/4
Ethl/1/15     Up        Ethl/4
Ethl/1/17     up        Ethl/1
Ethl/1/19     up        Ethl/1
Ethl/1/21     Up        Ethl/2
Ethl/1/23     Up        Ethl/2
Ethl/1/33     up        Ethl/4
```

A network engineer needs to capture traffic from the VMs that utilize the IOM host interface Eth1/1/23 of a Cisco UCS B-Series chassis. A traffic analyzer is used to get traffic captured from the Eth1/4 interface of the subordinate fabric interconnect. The network engineer notices that traffic is not captured on the traffic analyzer. Which action resolves the issue?

A. Span the traffic from the Eth 1/2 of the subordinate fabric interconnect.

B. Span the traffic from the Eth 1/4 of the subordinate fabric interconnect.

C. Span the traffic from the Eth 1/2 of the primary fabric interconnect.

D. Span the traffic from the Eth 1/4 of the primary fabric interconnect.

Answer: D

Explanation:

Question: 145

Refer to the exhibit.

```
N9KI show running-config eem

'Command: show running-config eem
!Running configuration last done at: Sun Jun 7 10:03:14 2020
!Time: Sun Jun 7 10:03:32 2020

version 9.2(2) Biosiversion 05.33
event manager applet ConfigMgmt
  event cli match "copy running-config startup-config"
  action 2 syslog priority warnings msg Configuration Modified

N9K# copy run start
% Command blocked by event manager policy
```

An engineer must save the running configuration to startup-config and generate a syslog message indicating that the configuration was modified, but an error was received. Which action resolves the issue?

A. Change the syslog action number to 1.

B. Save the configuration using a user with network-admin role.

C. Use the extended command copy running-config startup-config.

D. Add event-default as a second action of the EEM script.

Answer: D

Explanation:

www.atmicnetworks.com

Question: 146

A network engineer must connect a Cisco UCS Fabric Interconnect cluster to the Cisco ACI. VMware ESXi hypervisors have been installed on Cisco UCS blades and a VMware VMM domain has been configured. However, virtual machines fail to reach their default gateway in the Cisco ACI Fabric. The engineer investigates the issue and notices that the VMware Distributed Switch (VDS) teaming policy is set to "Route based on IP hash". Which action resolves the issue?

A. Configure the vSwitch Policy on the VMM domain.

B. Disable the On-demand EPG resolution immediacy setting in ACI.

C. Disable the VMware Network I/O Control on the VDS.

D. Configure the vSwitch Policy on a VDS.

Answer: A

Explanation:

Question: 147

Refer to the exhibit.

```
UCS-l-A# connect nxos
UCS-l-A(nx-os)# show flog! database A

% Invalid command at '*' marker. UCS-l-A(nx-os)*
```

An administrator directly connects a Fibre Channel storage array to ports 1 through 4 on a Cisco UCS 6454 Fabric Interconnect. The administrator configures a service profile to boot directly from the new Fibre Channel storage array, but the service profile fails to boot. When the administrator checks the output of the show flogi database command on the fabric interconnect, it shows the output presented in the exhibit. Which action resolves the issue?

A. Configure the Zoning Type in vHBA Initiator Group as Multiple Initiator Single Target.

B. Configure the fabric interconnects in Fibre Channel switch mode.

C. Configure the Zoning Type in vHBA Initiator Group as Multiple Initiator Multiple Target.

D. Configure the fabric interconnects in Fibre Channel end-host mode

Answer: B

Explanation:

Question: 148

Refer to the exhibit.

N5K1(oonfig-if)* show system Internal dcbx Info interface ethernet 1/1 Interface info for if index: 0xla000000(Ethl/l) txenabled: FALSE rx enabled: FALSE dcbx enabled: TRUE DCX Protocol: CIN Port MAC address: 00:0d:ec:c9:c8:08
DCX Control FSM Variables: seq no: 0x1, ack no: 0x0,my ack_no: 0x0, peer_seq_no: 0x0 oper version: 0x0, max version: 0x0 fast retries 0x0 Lock Status: UNLOCKED PORT STATE: UP LIDP Neighbors No DCX tlvs from the remote peer

A network engineer notices packet drops on FCoE traffic from the servers. Which action resolves the issue?

A. Apply flowcontrol receive on the interface.

B. Apply flowcontrol transmit on the interface.

C. Enable priority flow control on the interface.

D. Disable priority flow control on the interface.

Answer: C

Explanation:

Question: 149

Refer to the exhibit.

```
<fvTenant name="Tenant_VOD" >
 <fvAp name="VOD">
    <fvAEPg name="IntraEPGDeny" pcEnfPre
       <fvEsBd tnPvEDName="bd_VOD" />
            <fvRsDonatt tDn="uni/phyDem_V
            <fvRsPathAtt
tDn="topology/ped-1/paths-1022/pathep-
             encap="vlan-10" primaryEncap
instrImedcy="immediate">
         </fvAEPg>
   </fvAp>
</fvTenant>
```

Refer to the exhibit. customer reports that all Intra-EPG isolation stopped working within a bare- metal tenant. Postman is running on a machine to get information from the APIC in case of orchestration failure. Which action resolves the issue?.

A. Remove primaryEncap="vlan-110" from the specific port path.

B. Match encap="vlan-10" and primaryEncap="vlan-110"

C. Modify the GET command to reference the valid path for the managed object

D. Change pcEnfPref="unenforced" to pcEnfPref="enforced".

Answer: A

Question: 150

Refer to the exhibit.

```
Nexus5k#show system internal vpcm info global
Sticky Master: TRUE
Reload timer started: FALSE
Reload restore configured: TRUE, timer :240
Nexus5k#
```

Refer to the exhibit. During a maintenance window of the Nexus switch pair, one of the Cisco Nexus chassis was brought offline for maintenance. The primary Cisco Nexus switch was stable during the maintenance window. After finishing the

tasks on the chassis, the administrator wanted to bring the second switch online. The administrator checked the status of the disconnected switch that was removed from the vPC during the maintenance. The engineer must connect the peer chassis seamlessly with the primary vPC peer without experiencing traffic interruption. Which action accomplishes this goal?

A. Change the role priority, then connect the peer switch.
B. Change the auto recovery to disabled, and enable auto recovery.
C. Change the auto recovery timer to active if not already set, then re-establish the connectivity.
D. Change the auto timer to a higher value, then connect the peer switch.

Answer: D

Question: 151

Refer to the exhibit.

```
18 SNMP packets input
        0 Bad SNMP versions
        18 Unknown community name
        0 Illegal operation for community name supplied
        0 Encoding errors
        0 Number of requested variables
        0 Number of altered variables
        0 Get-request PDUs
        0 Get-next PDUs
        0 Set-request PDUs
        0 No such name PDU
        0 Bad value PDU
        0 Read Only PDU
        0 General errors
        0 Get Responses
        0 Unknown Context name
0 SNMP packets output
        0 Trap PDU
        0 Too big errors (Maximum packet size 1500)
        0 No such name errors
        0 Bad values errors
        0 General errors
        0 Get Requests
        0 Get Next Requests
        0 Set Requests
        0 Get Responses
```

```
Community          Group / Access      context    acl_fil
_________          ______________      _______    _______
public             network-operator

____________________________________________________________
                  SNMP USERS
____________________________________________________________

User              Auth   Priv(enforce)  Groups
____              ____   _____________  ______
admin             md5    des(no)        network-admin
```

Refer to the exhibit. The monitoring team reports an inability to access the devices after a new centralized management integration. Which action resolves the issue?

A. Modifly the SNMP ACL to allow the incoming request packets.
B. Enable SHA authentication for the admin user.
C. Update the community string.
D. Change the admin user permissions to write.

Answer: C

Explanation:

Question: 152

Refer to the exhibit.

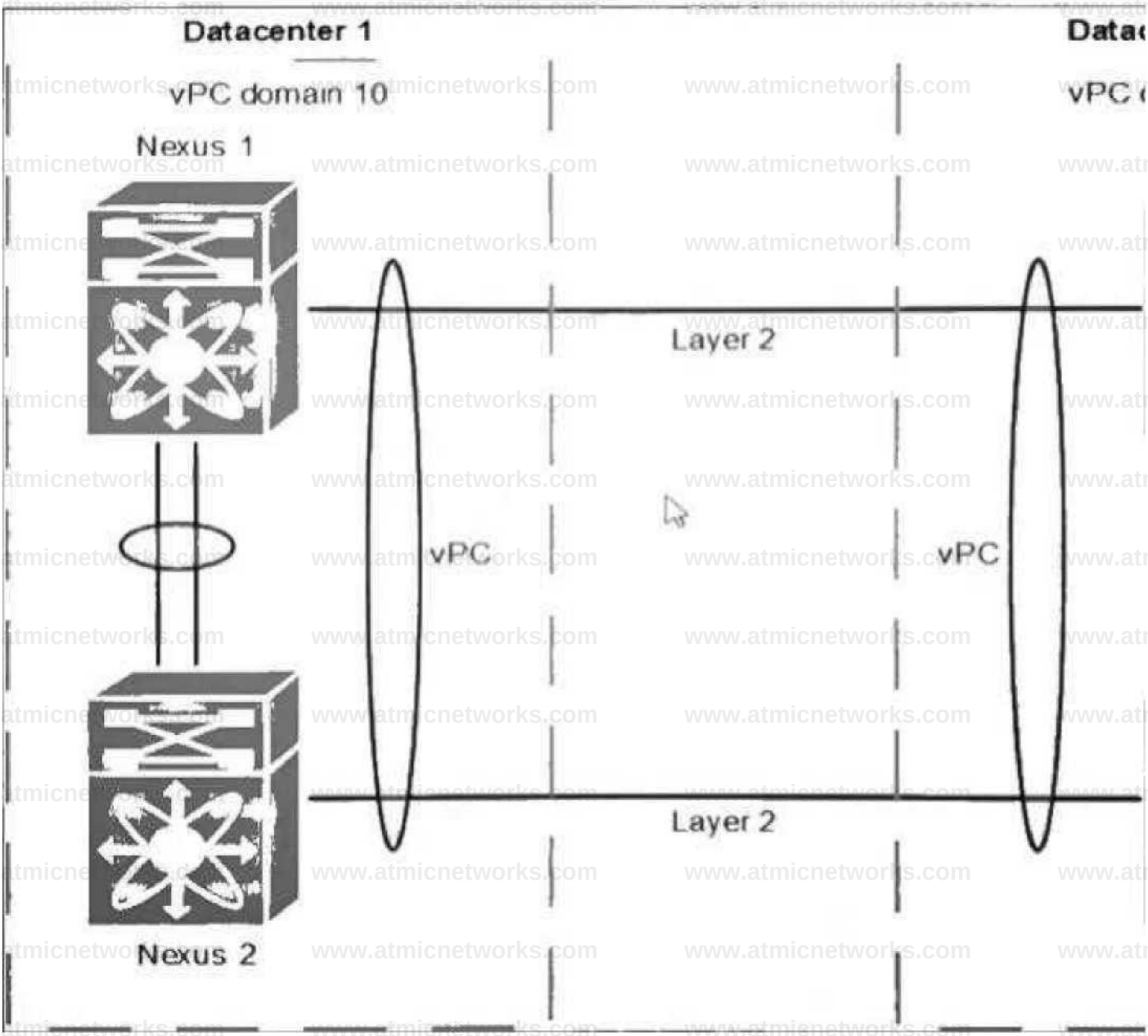

Refer to the exhibit. The administrator set up two pairs of Cisco Nexus switches. The administrator set dfferent vPC priorities on all four Nexus switches. As soon as the administrator activates the vPC between the two pairs the network faces

different issues. The problems range from both Nexus pairs declare themselves as root bridge, as well as spanning-tree inconsistencies and traffic forwarding issues. Which action resolves these issues?

A. Change the role priority on one pair.

B. Configure peer-config-check-bypass on both pairs.
C. Configure a vPC peer link between both peers.
D. Change domain ID on one pair to a diferent ID.

Answer: D

Explanation:

Question: 153

Refer to the exhibit.

```
vrf context BLUE address-family ipv4 unicast route-target
export 65000:65000 vrf context RED address-family ipv4
unicast route-target import 65000:65000 I interface
Vlan1000 no shutdown vrf member RED no ip redirects ip
address 10.10.1.254/24

ip prefix-list RED_TO_BLUE_PL seq 5 permit 10.10.

route-map RED_TO_BLUE_RM permit 10 match ip address
RED_TO_BLUE_PL set community 65500:65000

router bgp 65000
log-neighbor-changes
address-family ipv4 unicast vrf RED
router-id 10.255.255.255
address-family ipv4 unicast redistribute direct
route-map RED TO BLUE F
```

Refer to the exhibit. The expected routes are not being leaked as expected from VRF RED to VRF BLUE. Which action resolves the issue?

A. Include the "le 32" knob under the RED_TO_BLUE_ACL prefix list.
B. Change the route targets under the VRFs.
C. Configure VRF BLUE under the BGP configuration.
D. Set the community to 65000:65000 under the route map.

Answer: D

Explanation:

Question: 154

Refer to the exhibit.

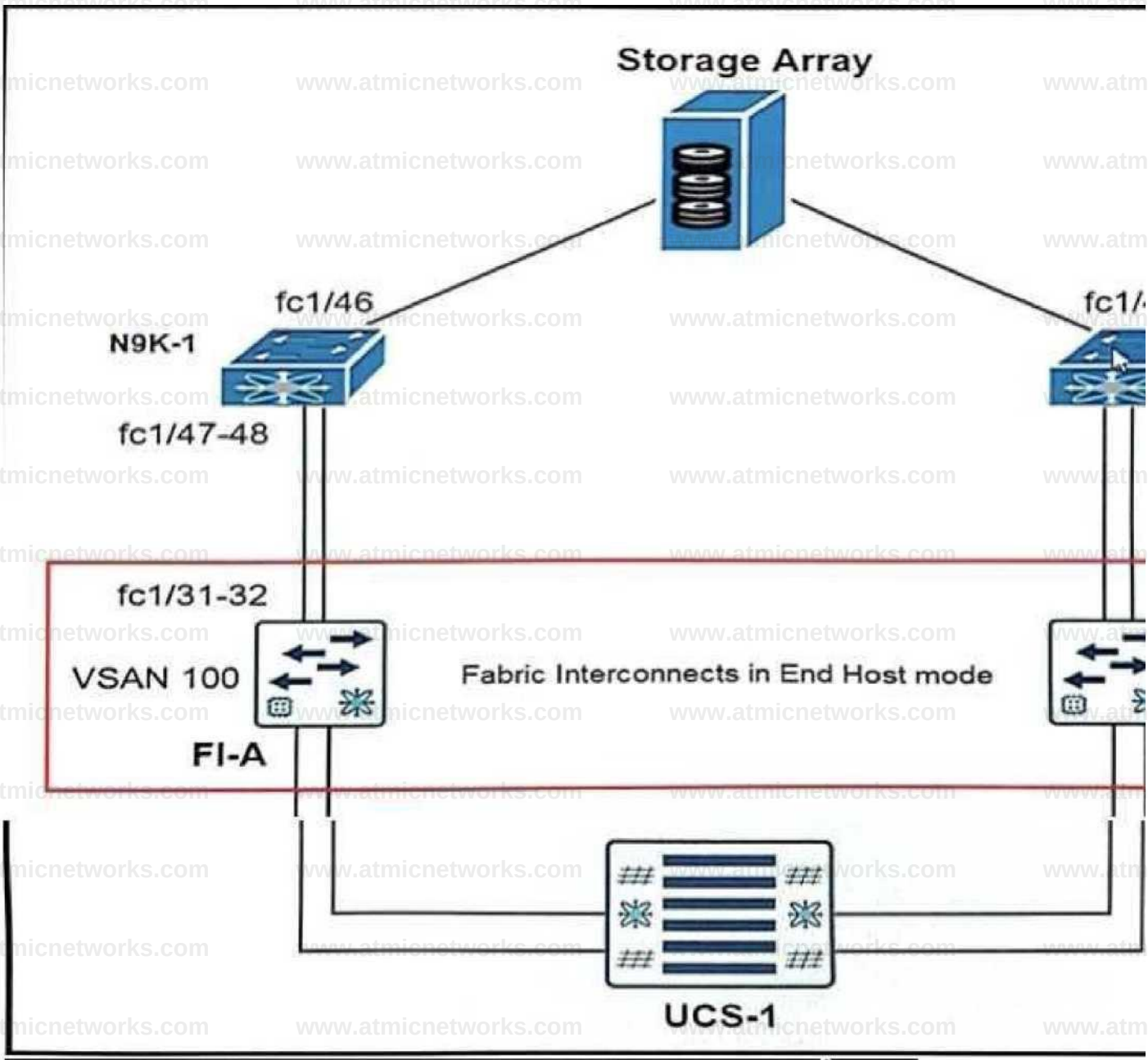


```
N9K-1#
!
feature fcoe
slot 1
 port 44-48 type fc
!
vsan database
 vsan 100
 vsan 100 interface fc1/46-48
!
interface fc1/46-48
 no shutdown
!
```

```
N9K-1# show flogi database interface fc1/47-48
--------------------------------------------------------------
INTERFACE VSAN      FCID      PORT NAME                NODE NAM
--------------------------------------------------------------
```

Refer to the exhibit. UCS- 1 fails to connect to the storage array. Which action resolves the issue?

A. Set the FI-A mode to FC End Host mode.
B. Enable N9K-1 mode to N-Port ID Virtualization.
C. Configure N-Port ID Virtualization on FI-A.
D. Implement N-Port Mirtualization on N9K-1.

Answer: B

Explanation:

Question: 155

A Cisco uCs C-Series Server powers off due to a power outage. The server should turn on when the power is restored with a fixed delay of 3 minutes. However, it remained powered off for more than 3 minutes after the engineer powered it back online. Which two actions resolve the issue (Choose two.)

A. Configure the power-restore-policy.
B. Configure the power restore last-state policy.
C. Set the delay value to 180.
D. Set the delay fixed value to 3.
E. Configure power sync policy.

Answer: AC

Explanation:

Question: 156

Refer to the exhibit.

```
logging console 5
!
event manager applet LOG_BGP_CHANGES
  event syslog pattern ".*%BGP-5-ADJC
  action 1.0 syslog msg BGP PEER HAS
```

Refer to the exhibit The EEM applet must generate a syslog message whena BGP adjacency faps. This message must be displayed to the console of the switch. However, when a BGP adjacency failure is simulated, no syslog message is displayed. Which action resolves the issue?

A. Add the event-default action statement.
B. Modify the policy to use the snmp trap action.
C. Adjust the policy to match an SNMP OID.
D. Set the logging priority to Wamings.

Answer: D

Explanation:

Question: 157

Refer to the exhibit.

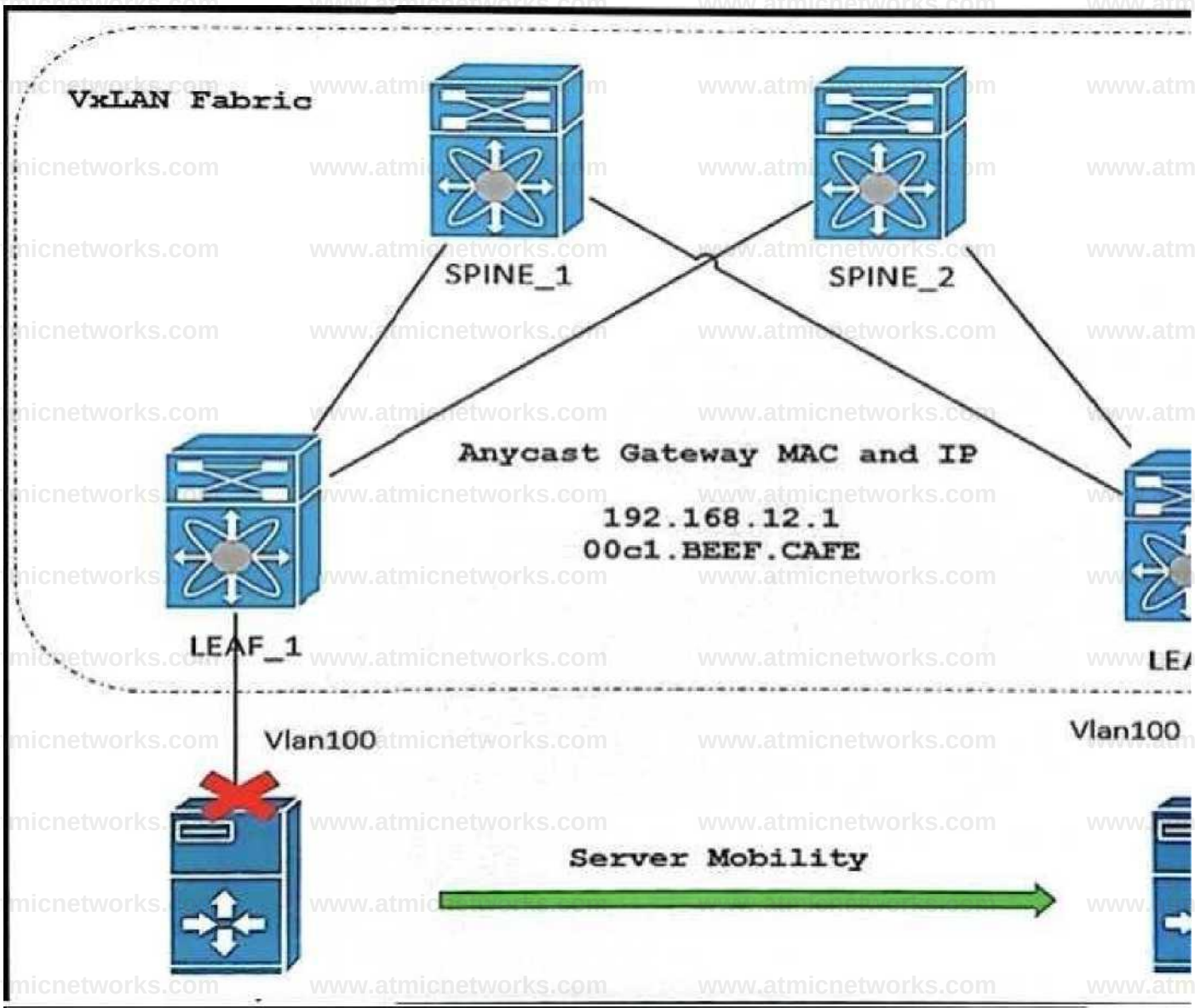


```
!LEAF_2 CONFIG
vrf context WEB_SERVER
  vni 33333
  rd auto
  address-family ipv4 unicast
    route-target both auto
    route-target both auto evpn
!
fabric forwarding anycast-gateway-mac 00C1.BEFE.CAFE
!
interface Vlan100
  no shutdown
  vrf context WEB_SERVER
  ip address 192.168.12.1/24
!
interface Vlan30
  no shutdown
  vrf member WEB_SERVER
  ip forward
```

Refer to the exhibit. To avoid service disruption, an engineer must move the_ server from LEAF_ 1 to LEAF_ _2. After running the test, the engineer noticed that L EAF_ 2 failed to forward network traffic into the VXL AN fabric. The BGP, interface NVE, and VNI were confirmed to be configured as expected. Which two actions must be taken on L EAF_ 2 to resolve the issue? (Choose two.)

A. Change the fabric forwarding anycast-gateway-mac MAC address.
B. Add fabric forwarding mode anycast-gateway on interface Vlan100.
C. Configure correspondent IP addressing on every interface.
D. Remove ip forward from interface VIan30 and add it on interface Vlan100.
E. Enable HMM tracking to advertise host routes into the VXL AN fabric.

Answer: AE

Explanation:

Question: 158

An engineer upgrades Cisco UCS firmware from release 3. 1(2) to release 3. 1(3) using Autolnstall. Both fabric interconnects go ofline during the software upgrade installation and issue multiple F SM retries in the DeployPollActivate stage. Which set of actions resolves the issue?

A. Fix the rights to 666 with the debug plugin on the primary fabric interconnet Save the current configuration on the running fabric interconnect.
Continue the upgrade on both fabric interconnects.
B. Enable the management interface monitoring policy on the fabric interconnects. Initiate a configuration backup on both fabric interconnects.
Commit the pending fabric interconnect reboot activity.
C. Acknowledge the error and reboot the primary fabric interconnect. Clear the default firmware version and upload a new one.
Restart the upgrade process manually.
D. Clear the startup version of the default infrastructure and server pack. Remove the service pack from the subordinate node.
Upgrade with the Force attribute through Autolnstall.

Answer: D

Explanation:

Question: 159

An engineer is recovering a fabric interconnect from a failed upgrade. The engineer booted the fabric interconnect to the switch(boot)# prompt and copied all the required images. Which image must be linked to nuova-sim-mgmt-nsg.O. 1.0.XXXXXXXXX1 bin to make the management image compliant with the Cisco UCS Manager?

A. Kickstart
B. System
C. UCS Manager
D. Cisco IMC

www.atmicnetworks.com

Answer: C

Explanation:

Question: 160

Refer to the exhibit.

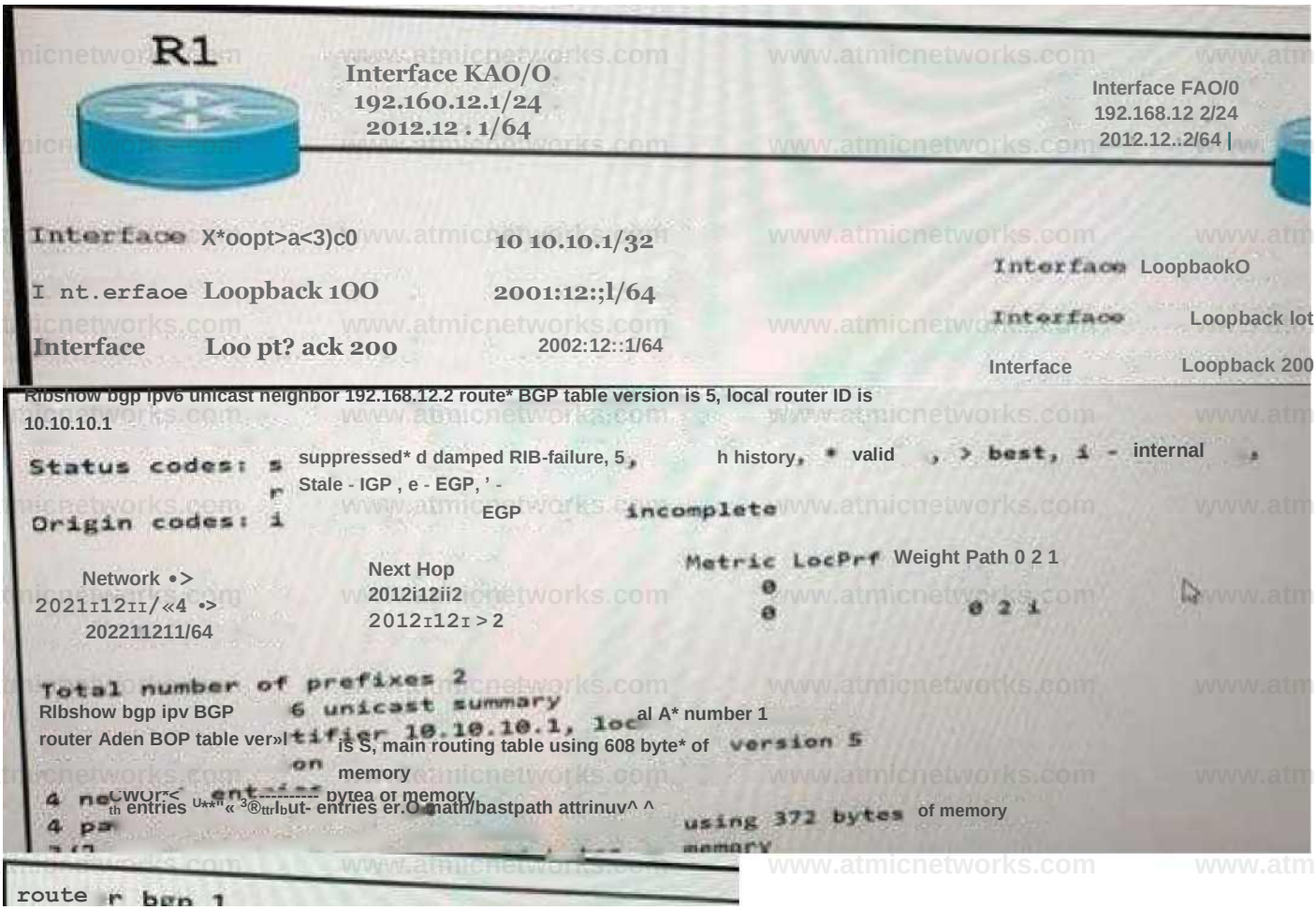

Refer to the exhibit. A network engineer must use BGP to route IPv4 and IPv6 routes between R1 and R2. The IPv4 addresses are exchanged as expected between the routers through BGP. The routers have reached an Established BGP state. However, the IPv6 routes from R2 fail to show in the routing table of R1. Which action resolves the issue?

A. Create a route map that sets the IPv6 next hop.
B. Advertise L2VPN EVPN under IPv4 unicast address family
C. Configure an IPv6 BGP neighbor on R1
D. Enable IPv6 routing on R1

Answer: A

Explanation:

Question: 161

Refer to the exhibit.

```
N9K# show install inactive
Boot Image:
        NXOS Image: bootflash:////nxos.7.0.3.I7.3.bin

Inactive Packages:
        nxos.CSC000002_eth-n9k_ALL-1.0.0-7.0.3.I7.3.lib32_n9000

Inactive Base Packages:

N9K# show install active
Boot Image:
        NXOS Image: bootflash:///nxos.7.0.3.I7.3.1.bin

Active Packages:
        nxos.CSC000001_core-n9k_ALL-1.0.0-7.0.3.I7.3.lib32_n9000
```

After an unexpected reload of the Cisco Nexus 9000 Series Switch, the network administrator noticed that one of the Software Maintenance Upgrades (SMU) images is inactive. The engineer must ensure that the package remains active after the switch is reloaded in the future. Which action accomplishes this goal?

A. Commit the package using the install commit command.
B. Save the running configuration after activating the package.
C. Deactivate and uninstall the active core package.
D. Copy the SMU package file on the bootflash.

Answer: A

Explanation:

Question: 162

An engineer experiences an issue presented with the Cisco ucs system. Which action resolves the issue?

A. Change the discovery policy backplane speed preference to 4x10G.
B. Connect the adapter to the fabric interconnects using a breakout cable.

C. Update the 1/O module firmware on the Cisco UCS chassis.
D. Reboot the blade server and acknowledge the fault.

Answer: A

Explanation:

Question: 163

The VXL AN fabric is deployed with this configuration:

•The VL AN 50 interface has no IP address on VTEP1 and VTEP4.

•The VLAN 100 interface has no IP address on VTEP2 and VTEP3.

• nve1 interface is configured on all VTEPs.

Host A experiences timeouts when attempting to ping host B. Which set of actions allows host A to reach host B7

A. On VTEP1, associate VNI 30000 to Test_ Telco VRF.
On VTEP4, associate VNI 20000 to Test_ Telco VRF.
B. On VTEP2, associate VNI 55000 to Test Telco VRF.
On VTEP4, associate VNI 50000 to Test Telco VRF.
C. On VTEP1, associate VNI 50000 to Test Telco VRFOn VTEP4, associate VNI 50000 to Test Telco VRF.
D. On VTEP2, associate VNI 30000 to Test Telco VRF
On VTEP4, associate VNI 20000 to Test Telco VRF

Answer: C

Explanation:

Question: 164

A network engineer notices a sudden interruption to the HSRP adjacency between the switches. The packet loss is reported on the servers for which the default gateway is set as the virtual IP of the HSRP. All servers on the VL AN can exchange ping messages. Which configuration set must be applied on the HSRP peers to resolve the adjacency issue?

A. key 0 send-lifetime 00:00:00 Oct 01 2018 23:59:59 Sep 01 2020
B. key 1 send-lifetime 00:00:00 Jun 01 2018 23:59:59 Sep 01 2022
C. key1 accept-lifetime 00:00:00 Jun 01 2018 23:59:59 Sep 01 2020
D. key 0 accept-lifetime 00:00:00 Oct 01 2018 23:59:59 Sep01 2020

Answer: C

Explanation:

Question: 165

An engineer is implementing, Fibre Channel (FC) switching on a Cisco 9000 Series Switch, but the procedure fails with the message "FC traffic is not being routed through the fabric.". Which action resolves the issue?

A. Configure the FSPF for VSAN 10 on the NX9k-01-LAB switch.
B. Set the FSPF interface link cost to be less than 30,000 in the IVR path.
C. Set the FSPF hello interval on fc12 interface the NX9k-01-LAB switch.
D. Configure the VSAN ID 10 on the link connected to fc1/12.

Answer: C

Explanation:

Question: 166

Refer to the exhibit.

```
Switch# configure terminal
switch(config)# role name HostA
switch(config-role)# rule 3 deny command clear users
switch(config-role)# rule 2 permit clear lacp counters interface port-channel 20
switch(config-role)# rule permit read feature router-bgp
switch(config-role)# rule deny read-write L3
switch(config-role)# exit
```

A network engineer is implementing an RBAC on the Cisco Nexus 9000 Series Switch. The role called Host A fails to clear LACP counters on the port channel 20. Which configuration resolves the issue?

A. Permit rule number 3 and read-write L3 operation.
B. Delete rule 3 and create new rule 3 to allow the permit command.
C. Change the sequence of rule 2 and rule 3.
D. Delete rule 2 and create a new rule 4

Answer: B

Explanation:

Question: 167

Refer to the exhibit.

```
Codmi roguestshell -]S sudo yum install docker
Loaded plugins: fastestmrror
Loading mirror speeds from cacfud hostfile
Could not retrieve mirrorlist http://mirrorlist.centos.org/?releasc-78arch-x86_64&repo-os8infra-sto<k error ma K: <url#6 - "Could not resolve host:
mirrorlist.centos.org; Unknown error"

One of the configured repositories failed (Unknown).
 and yum doesn't hove enough cached data to continue. At this point the only safe thing yum car do it fail. There are a few ways to work "fix" this:

    1   Contact the upstream for the repository and get them to fix the problem.
    2   . Reconfigure the baseurl/etc. for the repository, to point to a working upstream. This is most often useful if you are using a newer distribution release
        than is supported by the repository (and the packages for the previous distribution release still work).

    5   Disable the repository* so yum won't use it by default. Yuni will then just ignore the repository until you permanently enable it again or use --
        enablerepo for temporary usage:

            yum•config-manager --disable <repotd>

    4   Configure the falling repository to be skipped, if it is unavailable. Mote that yum will try to contact the repo, when it runs most commands, so will
        have to try and foil each time (and thus, yum will be be much slower), if it is a very temporary problem though, this is often a nice compromi se:

            yum-corfig-manager --save --setopt=<repoid>.skip_if_unavailable=true
Cannot find a valid baseurl for repo; base/7/x86_64 lodmin^guestshell -)$ ping mirrorlist.centos.org ping: unknown host mtrrorl1st.centos.org
[admin@guestshell ~]$ cat /etc/resolv.conf [admin@guestshell ~]$ |
```

An engineer fails to install Perl in the guest shell on a Cisco Nexus 9000 Series Switch. Which two actions must be

taken in the guest shell to resolve the issue? (Choose two.)

A. Add the DNS server and suffix.
B. Add a default gateway and nameserver.
C. Install the unbound resolver package using curl.
D. Configure domain-name and nameserver under the management VRF.
E. Export the http_proxy and https_proxy environment variables

Answer: A, D

Explanation:

www.atmicnetworks.com